

*“one stop shop of product materials
that you need in your home”*



MACDESIGN

MACDESIGN HOME SYSTEM CORP.
by: MACKENZIE HARDWARE



MACKENZIE



MACDESIGN

Fittings Technology and Solutions



CONTENTS

FURNITURE FITTING & HARDWARE



- Handle Knob / Handle Profile
- Furniture Lighting & Profile
- Connector, Screws & Shelf Support
- Hinges & Flap Fittings
- Locks & Catches
- Kitchen Fittings & Accessories

- Wardrobe , Bedroom Fittings
- Drawer Systems
- Sliding Door Fittings
- Office Fittings & Accessories
- Table Fittings, Furniture Feet , Castors
- Aluminum Profile

ARCHITECTURAL HARDWARE

- Door Locks, Mortise, Cylinders
- RFID
- Locksets, Levers, Sliding Door Locks
- Door Hinges

- Door Closer & Floor Hinges
- Sliding Door System
- Sanitary Fittings
- Door & Project Fittings
- House Ladder



INTERIOR FINISHING MATERIAL



- New Mika High Pressure Laminates
- Neuform Premium Decorative Laminates
- Neuform PVC Foam Board
- Decobond Contact Adhesive
- Mikasa Real Wood Floors

- Alpi Veneer Edgeband
- Decofilm Stickers Edge Bander
- Neustone

- Neuform Toilet Partition
- Neuform Compact Boards
- Waterproofing

KITCHEN BATHROOM ACCESSORIES AND FITTINGS

- Air Purifier
- Towel & Tissue Dispenser
- Soap Dispenser
- Floor Drain
- Wash Basin
- Water Closet

- Shower Enclosure
- Kitchen Sinks
- Bidet & Shower mixers
- Sink & Shower Mixers/Valves
- Grab Bar/Basket/Holder
- Flova



BUILT-IN KITCHEN APPLIANCES



- Hobs
- Range Hoods
- Ovens
- Specialty

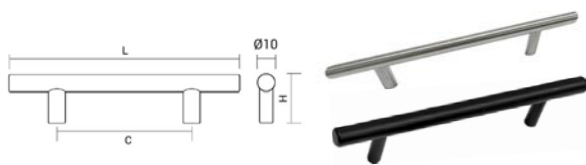
SYMBOLOLOGY

3D	3D Adjustment	PUSH OPEN	Push to Open Type	TWO WAY	Two Way Opening	SOFT CLOSE	Soft Close Opening
CLIP ON	Clip On Type	NORMAL	Normal Opening	SLIDE ON	Slide On Type		Opening Degree
PUSH OPEN	Push to Open Type		Diameter Cup	SOFT CLOSE	Soft Close Opening		Door Thickness
	Door Weight		Load Capacity		Slide Height	UL	Fire Rated

ABR	Antique Brass	OS	Oxidized Silver
ABL	Antique Brass Light	PB	Polished Brass
BSN	Brushed Satin Nickel	PS	Pearl Silver
BRAS	Brushed Antique Silver	PSS	Polished Stainless Steel
CH	Chrome	PC	Pearl Chrome
CP	Chrome Plated	PLNK	Pearl Nickel
DSN	Dull Satin Nickel	PLCH/CH	Pearl Chrome / Chrome
GP	Gold Plated	SC	Satin Chrome
IG	Iron Grey	SN	Satin Nickel
MNB	Matte Nickel Brushed	SL	Silver Anodized
MA	Matte Aluminum	SSS	Satin Stainless Steel
MRR	Mirror Finish	SN/CH	Satin Nickel / Chrome
		ZP	Zinc Plated

- Material : Stainless Steel
- Finish : Stainless Steel, Black
- Packing : Per Piece

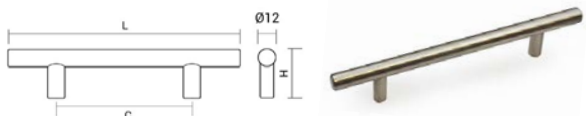
SUS 202



ITEM NO.	CODE	L	C	H
S32.SSP031.100SS	F09.01.001	100	64	30
S32.SSP031.150SS	F09.01.002	150	96	30
S32.SSP031.200SS	F09.01.003	200	128	30
S32.SSP031.250SS	F09.01.004	250	160	30
S32.SSP031.300SS	F09.01.005	300	192	30
S32.SSP031.400SS	F09.01.006	400	256	30
S32.SSP031.500SS	F09.01.007	500	320	30
S32.SSP031.650SS	F09.01.008	650	416	30
S32.SSP031.100BLK	F09.01.061	100	64	30
S32.SSP031.150BLK	F09.01.062	150	96	30
S32.SSP031.200BLK	F09.01.063	200	128	30
S32.SSP031.250BLK	F09.01.064	250	160	30

- Material : Stainless Steel
- Finish : Stainless Steel
- Packing : Per Piece

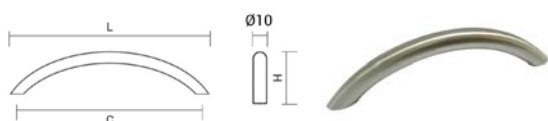
SUS 202



ITEM NO.	CODE	L	C	H
S32.SSP301.200SS	F09.01.015	200	128	33
S32.SSP301.400SS	F09.01.016	400	320	33
S32.SSP301.600SS	F09.01.020	600	544	33
S32.SSP301A.200SS	F09.01.021	200	128	33
S32.SSP301A.400SS	F09.01.022	400	320	33
S32.SSP301A.650SS	F09.01.023	650	570	33
S32.SSP301A.700SS	F09.01.024	700	620	33

- Material : Stainless Steel
- Finish : Stainless Steel
- Packing : Per Piece

SUS 202



ITEM NO.	CODE	L	C	H
S32.SSP037.96SS	F09.01.011	113	96	31
S32.SSP037.128SS	F09.01.009	145	128	31
S32.SSP037.160SS	F09.01.010	177	160	31
S32.SSP2011.96SS	F09.01.037	111	96	32
S32.SSP2011.128SS	F09.01.036	145	128	32

- Material : Stainless Steel
- Finish : Stainless Steel
- Packing : Per Piece

SUS 202



ITEM NO.	CODE	L	C	H
S32.SSP333.96SS	F09.01.027	113	96	35
S32.SSP333.128SS	F09.01.025	145	128	35
S32.SSP333.160SS	F09.01.026	177	160	35

- Material : Stainless Steel
- Packing : Per Piece

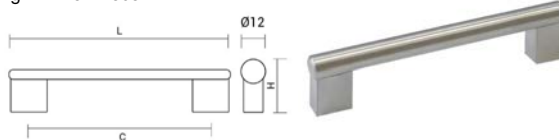
SUS 202



ITEM NO.	CODE	L	C	H
ST1.SSP9005.96.SS	F09.01.038	135	96	36
ST1.SSP9005.128.SS	F09.01.039	166	128	36
ST1.SSP9005.160.SS	F09.01.040	199	160	36
ST1.SSP9005.192.SS	F09.01.041	231	192	36
ST1.SSP9005.224.SS	F09.01.042	263	224	36
ST1.SSP9005.320.SS	F09.01.056	360	320	36
ST1.SSP9005.416.SS	F09.02.037	438	416	35

- Material : Stainless Steel
- Finish : Stainless Steel
- Packing : Per Piece

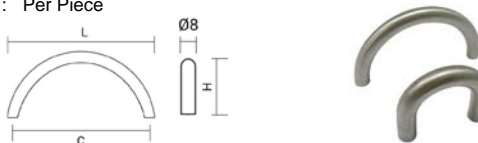
SUS 202



ITEM NO.	CODE	L	C	H
ST1.SSP9103.96.SS	F09.01.043	119	96	35
ST1.SSP9103.128.SS	F09.01.044	150	128	35
ST1.SSP9103.160.SS	F09.01.045	183	160	35
ST1.SSP9103.192.SS	F09.01.046	215	192	35
ST1.SSP9103.224.SS	F09.01.047	247	224	35

- Material : Stainless Steel
- Finish : Stainless Steel
- Packing : Per Piece

SUS 202



ITEM NO.	CODE	L	C	H
S32.SSP2010.32SS	F09.01.034	40	32	33
S32.SSP2010.64SS	F09.01.035	72	64	38

- Material : Stainless Steel, Hollow
- Finish : Stainless Steel
- Packing : Per Piece

SUS 304



ITEM NO.	CODE	L	C	H	Ø
S32.SSP302H.150SS	F09.01.012	150	98	35	Ø12
S32.SSP302H.190SS	F09.01.013	190	130	35	Ø12
S32.SSP302H.200SS	F09.01.014	200	130	35	Ø12

- Material : Stainless Steel
- Finish : Stainless Steel
- Packing : Per Piece

SUS 202



ITEM NO.	CODE	L	C	H	Ø
ST1.SSP9201.11SS	F09.01.054	128	128	32	Ø13
ST1.SSP9201.13SS	F09.01.055	175	160	37	Ø13
ST1.SSP9108.110.SS	F09.01.052	150	100	35	Ø13
ST1.SSP9108.130.SS	F09.01.053	200	130	40	Ø13

Prices are subject to change without prior notice

INSET/PULL HANDLE

- Material : Stainless Steel
- Finish : Gold Plated, Satin Stainless Steel, Black
- Packing : Per Piece



Note: Groove FH101 - 68x30, FH103 - 93x32

ITEM NO.	CODE	L	W	T
S32.FH101.GP	F09.01.029	86	40	12
S32.FH103.GP	F09.01.033	115	42	12
S32.FH101.SS	F09.01.028	86	40	12
S32.FH103.SS	F09.01.032	115	42	12
ST1.FH101.SS	F09.01.065	86	40	9
ST1.FH101.SS/BLK	F09.01.057	86	40	9
ST1.FH103.SS	F09.01.058	115	42	9
ST1.FH103.SS/BLK	F09.01.060	115	42	9

SUS 202

INSET/PULL HANDLE

- Material : Stainless Steel
- Finish : Gold Plated, Satin Stainless Steel
- Groove : Ø35mm
- Packing : Per Piece



Note: Groove - Ø35

ITEM NO.	CODE	L	W	T
S32.FH102.GP	F09.01.031	47	47	12
S32.FH102.SS	F09.01.030	47	47	12
S32.FH102.SSS	F09.01.059	47	47	9

SUS 202

INSET/PULL HANDLE

- Material : Stainless Steel
- Finish : Satin Stainless Steel
- Groove : Ø35mm
- Packing : Per Piece



ITEM NO.	CODE	Ø	H
S32.FH104.SS	F09.02.015	Ø40	7

SUS 202

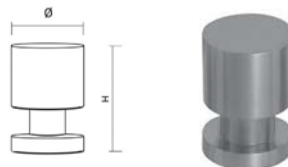
- Material : Stainless Steel
- Finish : Satin Stainless Steel
- Packing : Per Piece



SUS 304

ITEM NO.	CODE	Ø	H
S32.SSK3118.18SSS	F09.02.024	Ø18	26
S32.SSK3111.12SS	F09.02.018	Ø12	24

- Material : Stainless Steel
- Finish : Satin Stainless Steel
- Packing : Per Piece



SUS 304

ITEM NO.	CODE	Ø	H
S32.SSK7230.20SSS	F09.02.025	Ø20	25
S32.SSK7230.25SSS	F09.02.026	Ø25	35

- Material : Stainless Steel
- Finish : Satin Stainless Steel, Black
- Packing : Per Piece



SUS 304

ITEM NO.	CODE	Ø	H
S32.SSK3115.12SSS	F09.02.019	Ø12	18
S32.SSK3115.14SSS	F09.02.020	Ø14	20
S32.SSK3115.18SSS	F09.02.021	Ø18	26
S32.SSK3115.12BLK	F09.02.066	Ø12	18
S32.SSK3115.14BLK	F09.02.067	Ø14	20
S32.SSK3115.18BLK	F09.02.068	Ø18	26

- Material : Stainless Steel
- Finish : Satin Stainless Steel, Black
- Packing : Per Piece



SUS 304

ITEM NO.	CODE	Ø	H
S32.SSK3110.12SSS	F09.02.072	Ø12	25
S32.SSK3110.14SSS	F09.02.022	Ø14	34
S32.SSK3110.20SSS	F09.02.023	Ø20	34
S32.SSK3110.12BLK	F09.02.064	Ø12	25
S32.SSK3110.20BLK	F09.02.065	Ø20	30

- Material : Stainless Steel
- Finish : Satin Stainless Steel, Black
- Packing : Per Piece



SUS 304

ITEM NO.	CODE	Ø	H
S32.SSK3125.22SSS	F09.02.063	Ø22	25
S32.SSK3125.22BLK	F09.02.062	Ø22	25

- Material : Stainless Steel
- Finish : Satin Stainless Steel, Black
- Packing : Per Piece



SUS 304

ITEM NO.	CODE	Ø	H
S32.SSK3120.32SSS	F09.02.061	Ø32	20
S32.SSK3120.32BLK	F09.02.060	Ø32	20

- Material : Stainless Steel
- Finish : Satin Stainless Steel, Black
- Packing : Per Piece

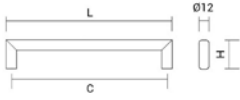


SUS 304

ITEM NO.	CODE	Ø	H
S32.SSK2932.32SSS	F09.02.069	Ø32	29
S32.SSK2932.32BLK	F09.02.070	Ø32	29

- Material : Stainless Steel
- Finish : Satin Stainless Steel
- Packing : Per Piece

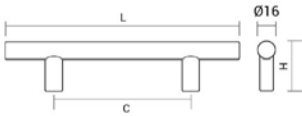
SUS 304



ITEM NO.	CODE	L	C	H	DESCRIPTION
S32.SSP2028.128SSS	F09.02.027	140	128	30	Solid
S32.SSP2028.224SSS	F09.02.028	236	224	30	Solid
S32.SSP2028.352SSS	F09.02.029	364	352	30	Solid
S32.SSP2028A.128SS	F09.02.059	140	128	30	Hollow
S32.SSP2028A.224SS	116.19.600	236	224	30	Hollow

- Material : Stainless Steel
- Finish : Satin Stainless Steel
- Packing : Per Piece

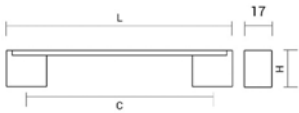
SUS 304



ITEM NO.	CODE	L	C	H
S32.SSP2052.128SSS	F09.02.030	208	128	28
S32.SSP2052.320SSS	F09.02.031	400	320	28
S32.SSP2052.608SSS	F09.02.032	688	608	28

- Material : Stainless Steel
- Finish : Satin Stainless Steel
- Packing : Per Piece

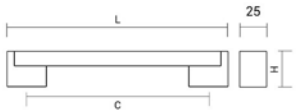
SUS 304



ITEM NO.	CODE	L	C	H
S32.SSP2145.128SSS	F09.02.033	140	128	29
S32.SSP2145.224SSS	F09.02.034	237	224	29
S32.SSP2145.352SSS	F09.02.035	365	352	29
S32.SSP2145.549SSS	F09.02.036	561	549	29

- Material : Stainless Steel
- Finish : Satin Stainless Steel
- Packing : Per Piece

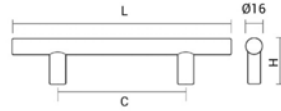
SUS 304



ITEM NO.	CODE	L	C	H
S32.SSP2109.160SSS	F09.02.040	170	160	35
S32.SSP2109.224SSS	F09.02.041	234	224	35
S32.SSP2109.320SSS	F09.02.042	330	320	35
S32.SSP2109.416SSS	F09.02.043	426	416	35
S32.SSP2109.544SSS	F09.02.044	554	544	35
S32.SSP2109.608SSS	F09.02.045	618	608	35

- Material : Stainless Steel
- Finish : Satin Stainless Steel
- Packing : Per Piece

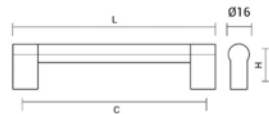
SUS 304



ITEM NO.	CODE	L	C	H
S32.SSP5041.544SSS	F09.02.053	600	544	41
S32.SSP5041.1056SSS	F09.02.052	1122	1056	41

- Material : Zinc Alloy/Stainless Steel
- Finish : Satin Stainless Steel
- Packing : Per Piece

SUS 304



ITEM NO.	CODE	L	C	H
S32.SSP337.608.SSS	F09.02.047	632	608	36

- Material : Stainless Steel
- Finish : Satin Stainless Steel
- Packing : Per Piece

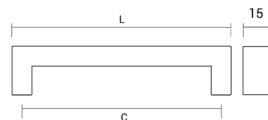
SUS 304



ITEM NO.	CODE	L	C	H
S32.SSP65653.160SSS	F09.02.054	175	160	39
S32.SSP65653.224SSS	F09.02.055	238	224	39
S32.SSP65653.320SSS	F09.02.058	333	320	39
S32.SSP65653.352SSS	F09.02.056	368	352	39
S32.SSP65653.512SSS	F09.02.057	526	512	39

- Material : Stainless Steel
- Finish : Satin Stainless Steel
- Packing : Per Piece

SUS 304



ITEM NO.	CODE	L	C	H
S32.SSP5030.128SSS	F09.02.048	143	128	40
S32.SSP5030.224SSS	F09.02.049	240	224	40
S32.SSP5030.352SSS	F09.02.050	368	352	40
S32.SSP5030.549SSS	F09.02.051	565	549	40

- Material : Stainless Steel
- Finish : Stainless Steel
- Packing : Per Piece

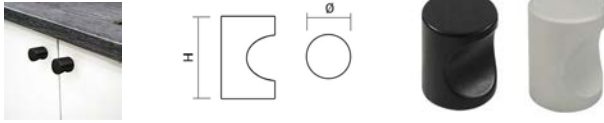
SUS 202



ITEM NO.	CODE	L	C
ST1.SSP9002.96.SS	F09.01.048	106	96
ST1.SSP9002.128.SS	F09.01.049	137	128
ST1.SSP9002.160.SS	F09.01.050	170	160
ST1.SSP9002.192.SS	F09.01.051	202	192

KNOB

- Material : Aluminum
- Finish : Silver Anodized, Black
- Packing : Per Piece



ITEM NO.	CODE	Ø	H
S32.ALKB725.20SL	F07.01.002	Ø20	24
S32.ALKB725.18BLK	F07.01.001	Ø18	24

KNOB

- Material : Aluminum
- Finish : Satin Nickel
- Packing : Per Piece



ITEM NO.	CODE	Ø	H
S32.ALKB906.25SN	F07.01.003	Ø24	21

INSET/PULL HANDLE

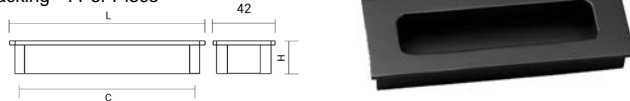
- Material : Aluminum
- Finish : Oxidized Silver
- Packing : Per Piece



ITEM NO.	CODE	L	C	H
S32.AL727.64.OS	F07.01.009	80	64	16
S32.AL727.96.OS	F07.01.010	112	96	16
S32.AL727.128.OS	F07.01.011	134	128	16

INSET/PULL HANDLE

- Material : Aluminum
- Finish : Black
- Packing : Per Piece



ITEM NO.	CODE	L	C	H
S32.AL727.64.BLK	F07.01.013	80	64	16
S32.AL727.96.BLK	F07.01.014	112	96	16
S32.AL727.128.BLK	F07.01.015	134	128	16

INSET/PULL HANDLE


- Material : Aluminum
- Finish : Oxidized Silver
- Packing : Per Piece



ITEM NO.	CODE	L	C	H
S32.AL133.96SL	F07.01.019	107	96	44
S32.AL133.128SL	F07.01.018	139	128	44

INSET/PULL HANDLE

- Material : Aluminum
- Finish : Oxidized Silver
- Packing : Per Piece



ITEM NO.	CODE	L	C	H
S32.AL901.96.BLK	F07.01.016	120	96	22
S32.AL901.224.BLK	F07.01.017	250	224	22

- Material : Aluminum
- Finish : Matte Black
- Thickness: 3mm
- Packing : Per Piece



ITEM NO.	CODE	L	C	H
S32.AL335.60.MBLK	F07.01.021	60	32	21

- Material : Aluminum
- Finish : Matte Black
- Thickness: 3mm
- Packing : Per Piece




ITEM NO.	CODE	L	C	H
S32.AL215.130.BLK	F07.01.023	200	128	55
S32.AL215.130.SL	F07.01.024	200	128	55
S32.AL215.139.BLK	F07.01.053	200	128	55

- Material : Aluminum
- Finish : Black
- Packing : Per Piece



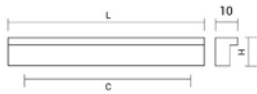
ITEM NO.	CODE	L	C	H
S32.AL7080.64.BLK	F07.01.026	71	64	39

- Material : Aluminum
- Finish : Black
- Depth : 14mm
- Packing : Per Piece



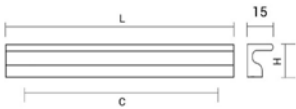
ITEM NO.	CODE	L	C
S32.AL3035.64.BLK	F07.01.025	90x90	64

- Material : Aluminum
- Finish : Silver
- Packing : Per Piece



ITEM NO.	CODE	L	C	H
S32.ALP211.96AL	F07.01.035	109	96	17
S32.ALP211.128AL	F07.01.033	141	128	17
S32.ALP211.160AL	F07.01.034	173	160	17

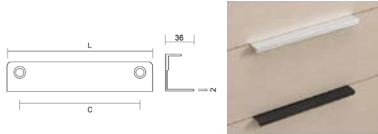
- Material : Aluminum
- Finish : Silver
- Packing : Per Piece



ITEM NO.	CODE	L	C	H
S32.ALP718.96.ALUM	F07.01.044	120	96	15
S32.ALP718.128.ALUM	F07.01.042	152	128	15
S32.ALP718.160.ALUM	F07.01.043	189	160	15

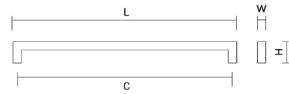
FINGER EDGE PULL HANDLE

- Material : Aluminum
- Finish : Brushed Aluminum
- Packing : Per Piece



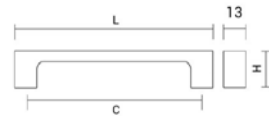
ITEM NO.	CODE	L	C
S32.ALP370.64SL	F07.01.041	80	64

- Material : Aluminum
- Finish : Brushed Satin Nickel
- Packing : Per Piece



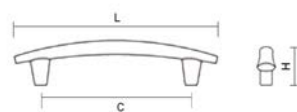
ITEM NO.	CODE	L	C	H	W
S32.ALP3044.96.BSN	F07.01.046	128	96	30	10
S32.ALP3044.128.BSN	F07.01.045	160	128	27	10
S32.ALP3044.160.BSN	F07.01.047	192	160	27	10
S32.ALP3044.192.BSN	F07.01.048	224	192	27	10
S32.ALP3044.288.BSN	F07.01.049	320	288	30	10
S32.ALP3044.320.BSN	F07.01.050	352	320	35	13

- Material : Aluminum
- Finish : Satin Nickel
- Packing : Per Piece



ITEM NO.	CODE	L	C	H
ST1.ALP900.96SN	F07.01.031	117	96	25
ST1.ALP900.128SN	F07.01.032	150	128	26
ST1.ALP900.160SN	F07.01.030	180	160	26

- Material : Aluminum
- Finish : Satin Nickel
- Packing : Per Piece



ITEM NO.	CODE	L	C	H
S32.ALP309.128.SN	F07.01.051	162	128	35
S32.ALP309.256.SN	F07.01.052	295	256	35

HANDLE

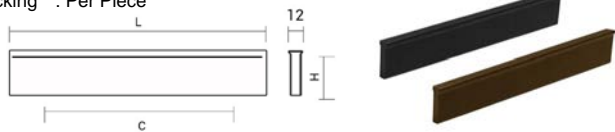
- Material : Stainless Steel Pull
- Finish : Satin Nickel
- Packing : Per Piece



ITEM NO.	CODE	L	C	H
S32.ALP8040.256.SN	F07.01.005	290	256	34
S32.ALP8040.608.SN	F07.01.006	640	608	34

ALUMINUM HANDLE

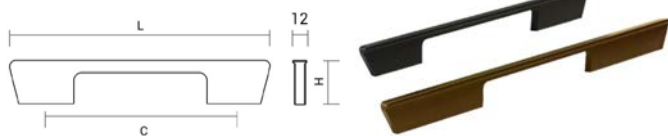
- Finish : Matte Black, Moka
- Packing : Per Piece



ITEM NO.	CODE	L	C	H
S32.ALP715.128MBLK	F07.02.001	200	128	28
S32.ALP715.128MK	F07.02.005	200	128	28

ALUMINUM HANDLE

- Finish : Matte Black, Moka
- Packing : Per Piece



ITEM NO.	CODE	L	C	H
S32.ALP715.224MBLK	F07.02.002	292	224	28
S32.ALP715.320MBLK	F07.02.003	392	320	28
S32.ALP715.224MK	F07.02.006	292	224	28
S32.ALP715.320MK	F07.02.007	392	320	28

ALUMINUM HANDLE

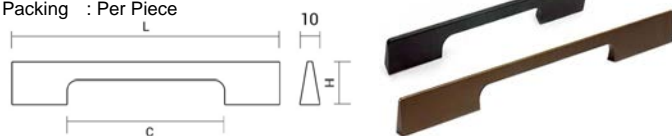
- Finish : Matte Black, Moka
- Packing : Per Piece



ITEM NO.	CODE	L	C	H
S32.ALP715.1000MBLK	F07.02.004	1000	864	28
S32.ALP715.1000MK	F07.02.008	1000	864	28

ALUMINUM HANDLE

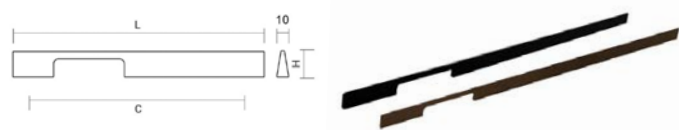
- Finish : Matte Black, Moka
- Packing : Per Piece



ITEM NO.	CODE	L	C	H
S32.ALP472.128MBLK	F07.02.009	200	128	28
S32.ALP472.160MBLK	F07.02.138	200	160	28
S32.ALP472.224MBLK	F07.02.010	300	224	28
S32.ALP472.320MBLK	F07.02.011	400	320	28
S32.ALP472.128MK	F07.02.013	200	128	28
S32.ALP472.224MK	F07.02.014	300	224	28
S32.ALP472.320MK	F07.02.015	400	320	28

ALUMINUM HANDLE

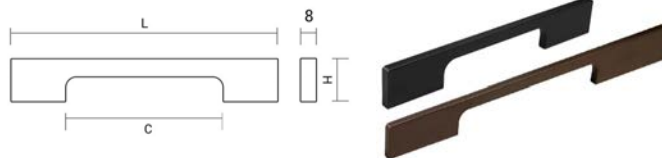
- Finish : Matte Black, Moka
- Packing : Per Piece



ITEM NO.	CODE	L	C	H
S32.ALP472.1000MBLK	F07.02.012	1000	864	28
S32.ALP472.1000MK	F07.02.016	1000	864	28

ALUMINUM HANDLE

- Finish : Matte Black, Moka
- Packing : Per Piece



ITEM NO.	CODE	L	C	H
S32.ALP846.128MBLK	F07.02.017	200	128	30
S32.ALP846.160MBLK	F07.02.139	200	160	30
S32.ALP846.224MBLK	F07.02.018	300	224	30
S32.ALP846.320MBLK	F07.02.019	400	320	30
S32.ALP846.128MK	F07.02.021	200	128	30
S32.ALP846.224MK	F07.02.022	300	224	30
S32.ALP846.320MK	F07.02.023	400	320	30

ALUMINUM HANDLE

- Finish : Matte Black, Moka
- Packing : Per Piece



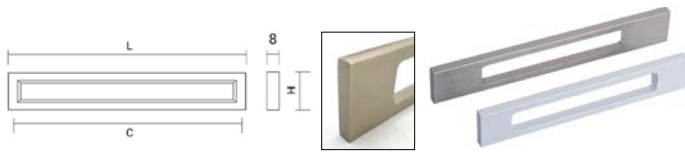
ITEM NO.	CODE	L	C	H
S32.ALP846.1000MBLK	F07.02.020	1000	864	30
S32.ALP846.1000MK	F07.02.024	1000	864	30

- Material : Aluminum
- Finish : Mirror, Silver
- Packing : Per Piece




ITEM NO.	CODE	L	H
S32.ALP845.297MRR	F07.02.025	297	13
S32.ALP845.397MRR	F07.02.026	397	13
S32.ALP845.447MRR	F07.02.027	447	13
S32.ALP845.497MRR	F07.02.028	497	13
S32.ALP845.597MRR	F07.02.029	597	13
S32.ALP845.797MRR	F07.02.030	797	13
S32.ALP845.897MRR	F07.02.031	897	13
S32.ALP845.997MRR	F07.02.032	997	13
S32.ALP845.297SL	F07.02.033	297	13
S32.ALP845.397SL	F07.02.034	397	13
S32.ALP845.447SL	F07.02.035	447	13
S32.ALP845.497SL	F07.02.036	497	13
S32.ALP845.597SL	F07.02.037	597	13
S32.ALP845.797SL	F07.02.038	797	13
S32.ALP845.897SL	F07.02.039	897	13
S32.ALP845.997SL	F07.02.040	997	13

- Material : Aluminum
- Finish : Matte Nickel Brush, Silver
- Packing : Per Piece



ITEM NO.	CODE	L	C	H
S32.ALP713.160SL	F07.02.041	190	160	40
S32.ALP713.224SL	F07.02.042	253	224	40
S32.ALP713.320SL	F07.02.043	350	320	40
S32.ALP713.480SL	F07.02.044	509	480	40
S32.ALP713.160MNB	F07.02.045	190	160	40
S32.ALP713.224MNB	F07.02.046	253	224	40
S32.ALP713.320MNB	F07.02.047	350	320	40
S32.ALP713.480MNB	F07.02.048	509	480	40

- Material : Aluminum
- Finish : Mirror Brushed Black, Matte Nickel Brushed, Silver
- Packing : Per Piece



ITEM NO.	CODE	L	C	H
S32.ALP890.160MBK	F07.02.057	189	160	18
S32.ALP890.224MBK	F07.02.058	253	224	18
S32.ALP890.160MNB	F07.02.053	189	160	18
S32.ALP890.224MNB	F07.02.054	253	224	18
S32.ALP890.320MNB	F07.02.055	349	320	18
S32.ALP890.480MNB	F07.02.056	509	480	18
S32.ALP890.160SL	F07.02.049	189	160	18
S32.ALP890.224SL	F07.02.050	253	224	18
S32.ALP890.320SL	F07.02.051	349	320	18
S32.ALP890.480SL	F07.02.052	509	480	18

- Material : Aluminum
- Finish : Silver, Brushed Stainless Steel
- Packing : Per Piece



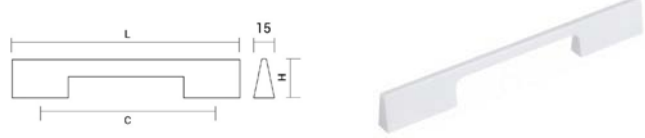
ITEM NO.	CODE	L	C	H
S32.ALP446.160.SL	F07.02.075	172	160	30
S32.ALP446.224.SL	F07.02.076	236	224	30
S32.ALP446.320.SL	F07.02.077	332	320	30
S32.ALP446.480.SL	F07.02.078	492	480	30
S32.ALP446.160.BSS	F07.02.079	172	160	30
S32.ALP446.224.BSS	F07.02.080	236	224	30
S32.ALP446.320.BSS	F07.02.081	332	320	30
S32.ALP446.480.BSS	F07.02.082	492	480	30

- Material : Aluminum
- Finish : Silver
- Packing : Per Piece



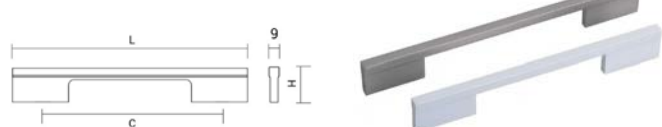
ITEM NO.	CODE	L	C	H
S32.ALP450.160.SL	F07.02.116	184	160	17
S32.ALP450.224.SL	F07.02.117	248	224	17
S32.ALP450.320.SL	F07.02.118	344	320	17

- Material : Aluminum
- Finish : Silver, Brushed Stainless Steel
- Packing : Per Piece




ITEM NO.	CODE	L	C	H
S32.ALP471.160.SL	F07.02.083	184	160	32
S32.ALP471.224.SL	F07.02.084	248	224	32
S32.ALP471.320.SL	F07.02.085	344	320	32
S32.ALP471.480.SL	F07.02.086	504	480	32
S32.ALP471.160.BSS	F07.02.087	184	160	32
S32.ALP471.224.BSS	F07.02.088	248	224	32
S32.ALP471.320.BSS	F07.02.089	344	320	32
S32.ALP471.480.BSS	F07.02.090	504	480	32

- Material : Aluminum
- Finish : Silver, Brushed Stainless Steel
- Packing : Per Piece



ITEM NO.	CODE	L	C	H
S32.ALP428.160.SL	F07.02.108	210	160	30
S32.ALP428.224.SL	F07.02.109	274	224	30
S32.ALP428.320.SL	F07.02.110	370	320	30
S32.ALP428.480.SL	F07.02.111	530	480	30
S32.ALP428.160.BSS	F07.02.112	210	160	30
S32.ALP428.224.BSS	F07.02.113	274	224	30
S32.ALP428.320.BSS	F07.02.114	370	320	30
S32.ALP428.480.BSS	F07.02.115	530	480	30

- Material : Aluminum
- Finish : Silver
- Packing : Per Piece



ITEM NO.	CODE	L	C	H
S32.ALP474.160.SL	F07.02.091	230	160	20.5
S32.ALP474.192.SL	F07.02.092	262	192	20.5
S32.ALP474.288.SL	F07.02.094	350	288	20.5

- Material : Aluminum
- Finish : Silver, Brushed Stainless Steel
- Packing : Per Piece



ITEM NO.	CODE	L	C	H
S32.ALP481.96.SL	F07.02.100	120	96	25
S32.ALP481.160.SL	F07.02.101	184	160	25
S32.ALP481.224.SL	F07.02.102	248	224	25
S32.ALP481.320.SL	F07.02.103	344	320	25
S32.ALP481.96.BSS	F07.02.104	120	96	25
S32.ALP481.160.BSS	F07.02.105	184	160	25
S32.ALP481.224.BSS	F07.02.106	248	224	25
S32.ALP481.320.BSS	F07.02.107	344	320	25

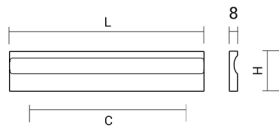
Prices are subject to change without prior notice

- Material : Aluminum
- Finish : Silver, Brushed Stainless Steel
- Packing : Per Piece



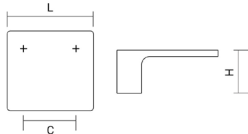
ITEM NO.	CODE	L	C	H	W
S32.ALP421.160.SL	F07.02.119	184	160	33	8.33
S32.ALP421.224.SL	F07.02.120	248	224	33	8.3
S32.ALP421.320.SL	F07.02.121	344	320	33	8.3
S32.ALP421.160.BSS	F07.02.122	184	160	33	8
S32.ALP421.224.BSS	F07.02.123	248	224	33	8.3
S32.ALP421.320.BSS	F07.02.124	344	320	33	8.33

- Material : Aluminum
- Finish : Silver, Black
- Packing : Per Piece



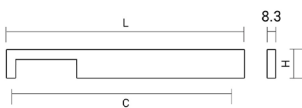
ITEM NO.	CODE	L	C	H
S32.ALP487.160.SL	F07.02.125	184	160	30
S32.ALP487.224.SL	F07.02.126	248	224	30
S32.ALP487.320.SL	F07.02.127	344	320	30
S32.ALP487.1000.SL	F07.02.128	1000	960	30
S32.ALP487.1000.	F07.02.131	1000	960	30

- Material : Aluminum
- Finish : Silver, Brushed Stainless Steel
- Packing : Per Piece



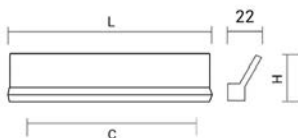
ITEM NO.	CODE	L	C	H
S32.ALP445.32.SL	F07.02.129	60	32	21
S32.ALP445.32.BSS	F07.02.130	60	32	21

- Material : Aluminum
- Finish : Silver, Black
- Packing : Per Piece



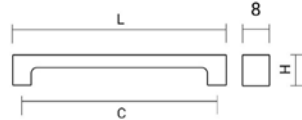
ITEM NO.	CODE	L	C	H
S32.ALP429.1000.SL	F07.02.132	1000	704	33
S32.ALP429.1000.BLK	F07.02.133	1000	704	33

- Material : Aluminum
- Finish : Silver, Black
- Packing : Per Piece



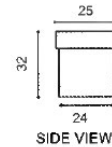
ITEM NO.	CODE	L	C	H
S32.ALP426.1000.SL	F07.02.134	1000	928	24
S32.ALP426.1000.BLK	F07.02.135	1000	928	24

- Material : Aluminum
- Finish : Brushed Stainless Steel
- Packing : Per Piece



ITEM NO.	CODE	L	C	H
S32.ALP456.160.BSS	F07.02.136	184	160	20
S32.ALP456.224.BSS	F07.02.137	248	224	20

- Material : Aluminum
- Finish : Silver
- Packing : Per Piece



ITEM NO.	CODE	L	C
S32.ALP442.160.SL	F07.02.095	184	160
S32.ALP442.224.SL	F07.02.093	248	224
S32.ALP442.320.SL	F07.02.096	344	320
S32.ALP442.160.BSS	F07.02.097	184	160
S32.ALP442.224.BSS	F07.02.098	248	224
S32.ALP442.320.BSS	F07.02.099	344	320

- Material : Zinc Alloy
- Finish : Chrome, Gold Plated, Satin Nickel, Black
- Packing : Per Piece



ITEM NO.	CODE	Ø	H
S32.ZNK32.20CH	F10.01.007	Ø20	19
S32.ZNK32.25CH	F10.01.008	Ø25	21
S32.ZNK32.30CH	F10.01.009	Ø30	28
S32.ZNK32.20GP	F10.01.013	Ø20	19
S32.ZNK32.25GP	F10.01.014	Ø25	21
S32.ZNK32.30GP	F10.01.015	Ø30	28
S32.ZNK32.20SN	F10.01.010	Ø20	19
S32.ZNK32.25SN	F10.01.011	Ø25	21
S32.ZNK32.30SN	F10.01.012	Ø30	28
S32.ZNK32.20BLK	F10.01.063	Ø20	19
S32.ZNK32.25BLK	F10.01.064	Ø25	21
S32.ZNK32.30BLK	F10.01.065	Ø30	28

- Material : Zinc Alloy
- Finish : Chrome, Gold Plated, Satin Nickel
- Packing : Per Piece



ITEM NO.	CODE	Ø	H
S32.ZNK35.20CH	F10.01.016	Ø20	27
S32.ZNK35.25CH	F10.01.017	Ø25	28
S32.ZNK35.30CH	F10.01.018	Ø30	36
S32.ZNK35.20GP	F10.01.022	Ø20	27
S32.ZNK35.25GP	F10.01.023	Ø25	28
S32.ZNK35.30GP	F10.01.024	Ø30	36
S32.ZNK35.20SN	F10.01.019	Ø20	27
S32.ZNK35.25SN	F10.01.020	Ø25	28
S32.ZNK35.30SN	F10.01.021	Ø30	36

KNOB

- Material : Zinc Alloy
- Finish : Pearl Nickel, Chrome, Satin Nickel
- Packing : Per Piece



ITEM NO.	CODE	L	H
S32.ZNK110.20PLNK	F10.01.054	20	24
S32.ZNK110.20CH	F10.01.053	20	24
S32.ZNK110.20SN	F10.01.055	20	24
S32.ZNK110.20GP	F10.01.062	20	24
S32.ZNK110.12PLNK	F10.01.052	12	20

- Material : Zinc Alloy
- Finish : Matte Black
- Packing : Per Piece




ITEM NO.	CODE	H
S32.ZNK618.MBLK	F10.02.024	28

- Material : Zinc Alloy
- Finish : Pearl Nickel
- Packing : Per Piece



ITEM NO.	CODE	Ø	H
S32.ZNK207.25PLNK	F10.01.001	Ø25	18
S32.ZNK207.30PLNK	F10.01.002	Ø30	21

- Material : Zinc Alloy
- Finish : Chrome, Satin Nickel
- Packing : Per Piece



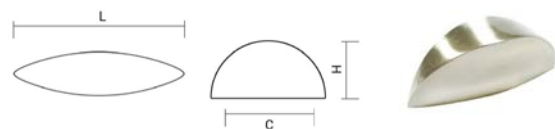
ITEM NO.	CODE	Ø	H
S32.ZNK126.30CH	F10.01.003	Ø30	33
S32.ZNK126.35CH	F10.01.004	Ø35	33
S32.ZNK126.30SN	F10.01.005	Ø30	33
S32.ZNK126.35SN	F10.01.006	Ø35	33

- Material : Zinc Alloy
- Finish : Pearl Nickel
- Packing : Per Piece



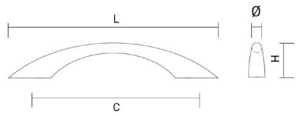
ITEM NO.	CODE	Ø	H
S32.ZNK605.25PLNK	F10.02.102	Ø20	23

- Material : Zinc Alloy
- Finish : Matte Nickel Brush
- Packing : Per Piece



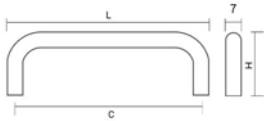
ITEM NO.	CODE	L	C	H
S32.ZNK108.45MNB	F10.02.044	45	32	19

- Material : Zinc Alloy
- Finish : Antique Brass, Chrome, Satin Nickel, Gold Plated, Black
- Packing : Per Piece



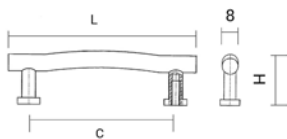
ITEM NO.	CODE	L	C	H	Ø
S32.ZNP205.64ABR	F10.01.030	81	64	23	5
S32.ZNP205.96ABR	F10.01.031	115	96	28	6
S32.ZNP205.128ABR	F10.01.029	152	128	29	6
S32.ZNP205.64CH	F10.01.033	81	64	23	5
S32.ZNP205.96CH	F10.01.034	115	96	28	6
S32.ZNP205.128CH	F10.01.032	152	128	29	6
S32.ZNP205.64SN	F10.01.036	81	64	23	5
S32.ZNP205.96SN	F10.01.037	115	96	28	6
S32.ZNP205.128SN	F10.01.035	152	128	29	6
S32.ZNP205.96GP	F10.01.038	115	96	28	6
S32.ZNP205.64BLK	F10.01.060	76	64	20	5
S32.ZNP205.96BLK	F10.01.061	115	96	28	6
S32.ZNP205.128BLK	F10.01.059	155	128	28	6

- Material : Zinc Alloy
- Finish : Chrome, Satin Nickel
- Packing : Per Piece



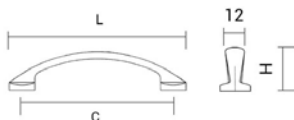
ITEM NO.	CODE	L	C	H
S32.ZNP201.64CH	F10.01.025	70	64	30
S32.ZNP201.96CH	F10.01.026	103	96	35
S32.ZNP201.64SN	F10.01.027	70	64	30
S32.ZNP201.96SN	F10.01.028	103	96	35

- Material : Zinc Alloy
- Finish : Chrome, Satin Nickel, Gold Plated
- Packing : Per Piece



ITEM NO.	CODE	L	C	H
S32.ZNP208.64ABR	F10.01.039	81	64	28
S32.ZNP208.96ABR	F10.01.040	118	96	30
S32.ZNP208.64CH	F10.01.041	81	64	28
S32.ZNP208.96CH	F10.01.042	118	96	30
S32.ZNP208.64GP	F10.01.045	81	64	28
S32.ZNP208.96GP	F10.01.046	118	96	30
S32.ZNP208.64SN	F10.01.043	81	64	28
S32.ZNP208.96SN	F10.01.044	118	96	30

- Material : Zinc Alloy
- Finish : Chrome, Satin Nickel, Gold Plated
- Packing : Per Piece



ITEM NO.	CODE	L	C	H
S32.ZNP500.96CH	F10.01.048	125	96	27
S32.ZNP500.128CH	F10.01.047	150	128	27
S32.ZNP500.96GP	101.17.802	125	96	27
S32.ZNP500.128GP	F10.01.051	150	128	27
S32.ZNP500.96SN	F10.01.050	125	96	27
S32.ZNP500.128SN	F10.01.049	150	128	27

- Material : Zinc Alloy
- Finish : Satin Nickel
- Packing : Per Piece



ITEM NO.	CODE	L	C	H
ST1.ZNP8224.96.SN	F07.01.038	108	96	22
ST1.ZNP8224.128.SN	F07.01.039	140	128	22
ST1.ZNP8224.160.SN	F07.01.040	172	160	22

- Material : Zinc Alloy
- Finish : Matte Nickel Brush
- Packing : Per Piece



ITEM NO.	CODE	L	C	H
S32.ZNP900.96MNB	F10.02.051	118	96	32
S32.ZNP900.128MNB	F10.02.049	155	128	32
S32.ZNP900.160MNB	F10.02.050	189	160	32
S32.ZNP900.96PLNK	F10.02.054	118	96	32
S32.ZNP900.128PLNK	F10.02.052	155	128	32
S32.ZNP900.160PLNK	F10.02.053	189	160	32

- Material : Zinc Alloy
- Finish : Dull Satin Nickel
- Packing : Per Piece



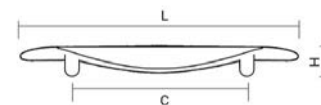
ITEM NO.	CODE	L	C	H
S32.ZNP103.96MNB	F10.02.103	120	96	14
S32.ZNP103.128MNB	F10.02.104	151	128	14

- Material : Zinc Alloy
- Finish : Satin Nickel
- Packing : Per Piece



ITEM NO.	CODE	L	C	H
S32.ZNP219.128SN	F10.02.074	155	128	26

- Material : Zinc Alloy
- Finish : Satin Nickel
- Packing : Per Piece



ITEM NO.	CODE	L	C	H
S32.ZNP279.32SN	F10.02.045	94	32	18
S32.ZNP279.96SN	F10.02.046	158	96	18

HANDLE

- Material : Zinc Alloy
- Finish : Satin Nickel, Matte Black, Moka
- Packing : Per Piece



ITEM NO.	CODE	L	C	H
S32.ZNP781.128MBLK	F10.02.013	140	128	30
S32.ZNP781.224MBLK	F10.02.014	235	224	30
S32.ZNP781.128SN	F10.02.015	140	128	30
S32.ZNP781.224SN	F10.02.016	235	224	30
S32.ZNP781.128MK	F10.02.017	140	128	30
S32.ZNP781.224MK	F10.02.018	235	224	30

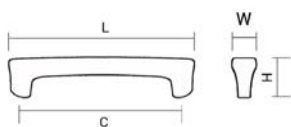
- Material : Zinc Alloy
- Finish : Matte Black
- Packing : Per Piece



ITEM NO.	CODE	L	C	H
S32.ZNP845.96.MBLK	F10.02.065	135	96	30
S32.ZNP845.160.MBLK	F10.02.066	198	160	30
S32.ZNP845.192.MBLK	F10.02.067	230	192	30
S32.ZNP845.320.MBLK	F10.02.068	358	320	30
S32.ZNP845.96.SN	F10.02.120	135	96	30
S32.ZNP845.160.SN	F10.02.121	198	160	30
S32.ZNP845.192.SN	F10.02.122	230	192	30
S32.ZNP845.320.SN	F10.02.123	358	320	30


HANDLE & KNOB

- Finish : Matte Black
- Packing : Per Piece



ITEM NO.	CODE	L	C	H	W
S32.ZNK782.MBLK	F10.02.025	144	25	22	
S32.ZNP782.128MBLK	F10.02.026	145	128	30	20


- Material : Zinc Alloy
- Finish : Black, Pearl Chrome
- Packing : Per Piece



ITEM NO.	CODE	L	C	H
S32.ZNP561.160.BLK	F10.02.069	202	160	30
S32.ZNP561.160.PLCH	F10.02.073	202	160	30

HANDLE

- Finish : Matte Black, Satin Nickel
- Packing : Per Piece



ITEM NO.	CODE	L	C	H
S32.ZNP774.128MBLK	F10.02.022	136	128	28
S32.ZNP774.320MBLK	F10.02.023	327	320	27
S32.ZNP774.128SN	F10.02.020	136	128	28
S32.ZNP774.320SN	F10.02.021	327	320	27


- Material : Zinc Alloy
- Finish : Brushed Satin Nickel
- Packing : Per Piece



ITEM NO.	CODE	L	C	H
S32.ZNP662.96.BSN	F07.01.012	113.5	96	19

HANDLE


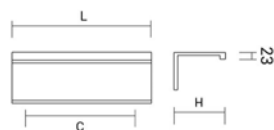
- Finish : Satin Nickel, Matte Black, Moka
- Packing : Per Piece



ITEM NO.	CODE	L	C	H
S32.ZNP088.128SN	F10.02.001	145	128	28
S32.ZNP088.160SN	F10.02.002	178	160	28
S32.ZNP088.224SN	F10.02.003	242	224	28
S32.ZNP088.320SN	F10.02.004	338	320	28
S32.ZNP088.128MBLK	F10.02.005	145	128	27
S32.ZNP088.160MBLK	F10.02.006	178	160	28
S32.ZNP088.224MBLK	F10.02.007	242	224	28
S32.ZNP088.320MBLK	F10.02.008	338	320	28
S32.ZNP088.128MK	F10.02.009	145	128	28
S32.ZNP088.160MK	F10.02.010	178	160	28
S32.ZNP088.224MK	F10.02.011	242	224	28
S32.ZNP088.320MK	F10.02.012	338	320	28

Prices are subject to change without prior notice

- Material : Zinc Alloy
- Finish : Pearl Chrome
- Packing : Per Piece



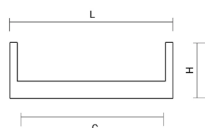
ITEM NO.	CODE	L	C	H
S32.ZNP043.35.PLCH	F10.02.072	54	35	18

- Material : Nickel
- Finish : Pearl Nickel
- Depth : 15mm
- Thickness : 1.7mm
- Packing : Per Piece



ITEM NO.	CODE	L	C	H
S32.ZNP1865.160.PLNK	F10.02.105	195	160	18
S32.ZNP1865.160.BLK	F07.01.020	195	160	18

- Finish : Silver
- Depth : 14mm
- Packing : Per Piece



ITEM NO.	CODE	L	C	H
S32.ZNP906.192.SL	F10.02.106	201	192	15

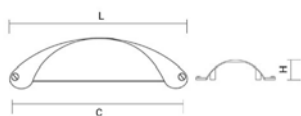
- Material : Zinc Alloy
- Finish : Silver
- Packing : Per Piece



ITEM NO.	CODE
S32.ZNP347.128SL	F10.02.075

FINGER PULL HANDLE

- Material : Zinc Alloy
- Finish : Antique Brass
- Packing : Per Piece



ITEM NO.	CODE	L	C	H
S32.ZNP280.64ABR	F10.02.047	103	64	25

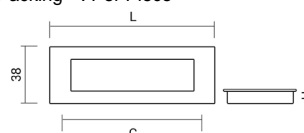
- Material : Zinc Alloy
- Finish : Dull Satin Nickel
- Packing : Per Piece



ITEM NO.	CODE	L	C	H
S32.ZNP832.128.DSN	F10.02.099	139	128	16
S32.ZNP832.176.DSN	F10.02.100	180	176	16
S32.ZNP832.256.DSN	F10.02.101	267	256	16

INSET/PULL HANDLE

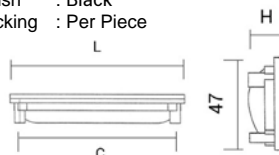
- Material : Zinc Alloy
- Finish : Satin Nickel
- Packing : Per Piece



ITEM NO.	CODE	L	C	H
S32.ZNP770.128SN	F10.02.084	148	128	14

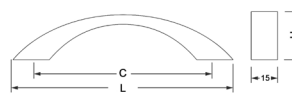
INSET/PULL HANDLE

- Material : PVC
- Finish : Black
- Packing : Per Piece




ITEM NO.	CODE	L	C	H
S32.FH788.BLK	F09.02.016	117	128	18

- Material : ABS
- Finish : Silver
- Packing : Per Piece



ITEM NO.	CODE	L	C	H
S32.ABP1023.96.SL	F07.01.054	125	96	27

- Material : ABS
- Finish : Black
- Packing : Per Piece



ITEM NO.	CODE	L	C	H
S32.ABP1024.96.BLK	F07.01.055	120	96	18

HANDLE

- Material : Zinc Alloy
- Finish : Matte Antique Brass
- Packing : Per Piece



ITEM NO.	CODE	L	C	H	T
S32.ZNP429.96MAB	F10.02.036	147	96	22	19

HANDLE

- Material : Zinc Alloy
- Finish : Matte Antique Brass
- Packing : Per Piece



ITEM NO.	CODE	L	C	H	T
S32.ZNP447.96MAB	F10.02.038	120	96	20	15

HANDLE

- Material : Zinc Alloy
- Finish : Matte Antique Brass
- Packing : Per Piece



ITEM NO.	CODE	L	C	H	T
S32.ZNP611.96MAB	F10.02.029	146	96	20	20

HANDLE

- Material : Zinc Alloy
- Finish : Matte Antique Brass
- Packing : Per Piece



ITEM NO.	CODE	L	C	H	T
S32.ZNP424.96MAB	F10.02.037	146	96	20	19

HANDLE

- Material : Zinc Alloy
- Finish : Matte Antique Brass
- Packing : Per Piece



ITEM NO.	CODE	L	C	H	T
S32.ZNP517.128MAB	F10.02.043	162	128	29	25

HANDLE

- Material : Zinc Alloy
- Finish : Matte Antique Brass
- Packing : Per Piece



ITEM NO.	CODE	L	C	H	T
S32.ZNP223.96MAB	F10.02.035	110	96	29	15

HANDLE

- Material : Zinc Alloy
- Finish : Matte Antique Brass
- Packing : Per Piece



ITEM NO.	CODE	L	C	H	T
S32.ZNP617.96MAB	F10.02.034	127	96	23	20

HANDLE

- Material : Zinc Alloy
- Finish : Matte Antique Brass
- Packing : Per Piece



ITEM NO.	CODE	L	C	H	T
S32.ZNP254.64MAB	F10.02.032	98	64	10	40
S32.ZNP254.96MAB	F10.02.033	123	96	10	52

HANDLE & KNOB

- Material : Zinc Alloy
- Finish : Matte Antique Brass
- Packing : Per Piece



ITEM NO.	CODE	L	C	H	T
S32.ZNK192.MAB	F10.02.039	67		29	10
S32.ZNP192.96MAB	F10.02.040	114	96	30	19

HANDLE & KNOB

- Material : Zinc Alloy
- Finish : Matte Antique Brass
- Packing : Per Piece



ITEM NO.	CODE	L	C	H	T
S32.ZNK612.MAB	F10.02.030	Ø32		25	28
S32.ZNP612.96MAB	F10.02.031	132	96	28	25

HANDLE & KNOB


- Material : Zinc Alloy
- Finish : Matte Antique Brass
- Packing : Per Piece



ITEM NO.	CODE	L	C	H	T
S32.ZNK450.MAB	F10.02.041	30		25	
S32.ZNP450.128MAB	F10.02.042	140	128	25	

FLUSH PULL RING HANDLE

- Material : Stainless Steel
- Finish : Satin Stainless Steel
- Packing : Per Piece



ITEM NO.	CODE	L	W	H	Ø
S32.FH9319.35.SSS	F10.02.118	64	46	11	Ø34
S32.FH595.25.SSS	F10.02.117	50	40	12	Ø25

FLUSH PULL RING


- Material : Zinc
- Finish : Satin Nickel, Matte Black
- Packing : Per Piece



ITEM NO.	CODE	L	W	H	Ø
S32.FH595.30SN	F10.02.116	51	38	12	Ø30
S32.FH595.35SN	F10.02.110	60	47	12	Ø37
S32.FH595.25BLK	F10.02.111	40	30	12	Ø25
S32.FH595.30BLK	F10.02.112	51	38	12	Ø30
S32.FH595.35BLK	F10.02.113	60	47	12	Ø37

FLUSH PULL RING

- Material : Zinc
- Finish : Satin Nickel, Matte Black
- Packing : Per Piece



ITEM NO.	CODE	L	H
S32.FH1061.SN	F10.02.114	42	52
S32.FH1061.BLK	F10.02.115	42	52

FLUSH PULL RING

- Material : Stainless Steel
- Finish : Satin Stainless Steel
- Packing : Per Piece



ITEM NO.	CODE	DIMENSION
S32.FH205.SSS	F10.02.119	40 x 30mm

- Material : Zinc Alloy
- Finish : Antique Brass Light
- Packing : Per Piece



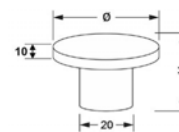
ITEM NO.	CODE	Ø	H
S32.ZNK1401.25ABL	F10.02.061	Ø25	25
S32.ZNK1401.30ABL	F10.02.062	Ø30	27

- Material : Zinc Alloy
- Finish : Antique Brass Light
- Packing : Per Piece



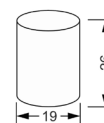
ITEM NO.	CODE	Ø	H
S32.ZNK1414.25ABL	F10.02.063	Ø13	20
S32.ZNK1414.30ABL	F10.02.064	Ø16	25

- Material : Plastic
- Finish : Silver
- Packing : Per Piece



ITEM NO.	CODE	Ø	H
S32.ABK4025.25.SL	F22.01.001	Ø40	24

- Material : Plastic
- Finish : Silver
- Packing : Per Piece



ITEM NO.	CODE	Ø	H
S32.ABK2620.26.BLK	F22.01.002	Ø19	26

FLUSH PULL HANDLE

- Material : Aluminum
- Finish : Silver, Black
- Length : 3 Meters
- Packing : Per Length



ITEM NO.	CODE	WOOD THICKNESS
S32.ALP210.3SL	F08.01.001	18mm
S32.ALP210.3M.BLK	F08.01.002	18mm

ALUMINUM GRAB HANDLE

- Material : Aluminum
- Length : 3 Meters
- Packing : Per Length



ITEM NO.	CODE	WOOD THICKNESS	FINISH
S32.ALP218.3M	F08.01.003	18mm	Silver
S32.ALP218.3M.BLK	F08.01.016	18mm	Black

ALUMINUM GRAB HANDLE

- Material : Aluminum
- Finish : Silver, Black
- Length : 3 Meters
- Packing : Per Length



ITEM NO.	CODE	WOOD THICKNESS
S32.ALP230.3M.SL	F08.01.004	18mm
S32.ALP230.3M.BLK	F08.01.005	18mm

ALUMINUM GRAB HANDLE

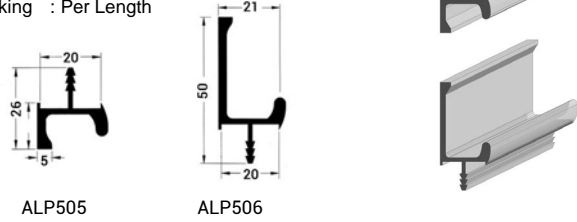
- Material : Aluminum
- Finish : Silver Anodized, Black
- Length : 3 Meters
- Packing : Per Length



ITEM NO.	CODE	WOOD THICKNESS
ST1.ALP310S.2.7M	F08.01.007	18mm
S32.ALP310.3M	F08.01.006	18mm
S32.ALP310.3M.BLK	F08.01.018	18mm

ALUMINUM GRAB HANDLE

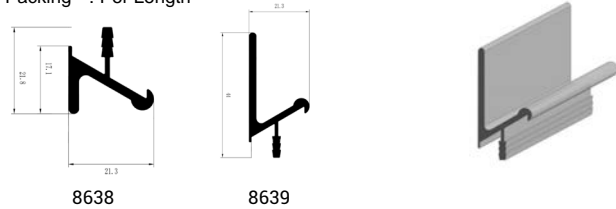
- Material : Aluminum
- Finish : Silver
- Length : 3 Meters
- Packing : Per Length



ITEM NO.	CODE	WOOD THICKNESS	APPLICATION
S32.ALP505.3M	F08.01.008	18mm	for wall unit
S32.ALP506.3M	F08.01.009	18mm	for base unit

ALUMINUM GRAB HANDLE

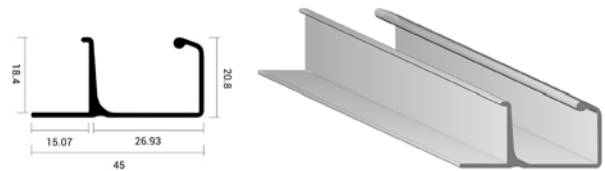
- Material : Aluminum
- Finish : Silver
- Length : 3 Meters
- Packing : Per Length



ITEM NO.	CODE	WOOD THICKNESS	APPLICATION
TTN.8638.3M	F08.01.010	18mm	for wall unit
TTN.8639.3M	F08.01.011	18mm	for base unit

ALUMINUM PROFILE

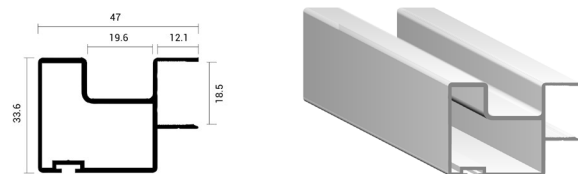
- Material : Aluminum
- Finish : Silver
- Length : 3 Meters
- Packing : Per Length



ITEM NO.	CODE	WOOD THICKNESS
S32.ALP315.3M.SL	F08.01.014	18mm

FLUSH PULL HANDLE

- Material : Aluminum
- Finish : Silver
- Length : 2.6 Meters
- Packing : Per Length



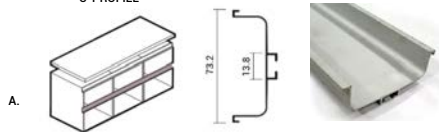
ITEM NO.	CODE	WOOD THICKNESS
S32.ALP325.2.6M.SL	F08.01.015	18mm

INVISIBLE GRIP

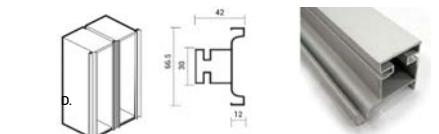
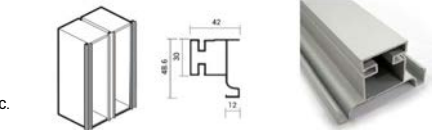
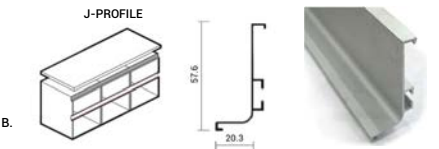
- Material : Aluminum
- Wood Thickness : 16-18mm
- Length : 3 Meters
- Packing : Per Length



C-PROFILE



J-PROFILE



ITEM NO.	CODE	APPLICATION	FINISH
A. TTN.Z1268.2700MRR	F08.02.001	Dual Horizontal	Mirror
B. TTN.Z1269.2700MRR	F08.02.002	Top Horizontal	Mirror
C. TTN.Z1270.2700MRR	F08.02.003	Side Vertical	Mirror
D. TTN.Z1271.2700MRR	F08.02.004	Dual Vertical	Mirror
A. TTN.Z1268.3000IG	F08.02.010	Dual Horizontal	Iron Gray
B. TTN.Z1269.3000IG	F08.02.011	Top Horizontal	Iron Gray
C. TTN.Z1270.3000IG	F08.02.012	Side Vertical	Iron Gray
D. TTN.Z1271.3000IG	F08.02.013	Dual Vertical	Iron Gray
A. TTN.Z1268.3000SL	F01.06.006	Dual Horizontal	Silver
B. TTN.Z1269.3000SL	F01.06.007	Top Horizontal	Silver
C. TTN.Z1270.3000SL	F01.06.008	Side Vertical	Silver
D. TTN.Z1271.3000SL	F01.06.009	Dual Vertical	Silver

Note: Use TTN.8855.1 Bracket for Z1268 and Z1269 (Sold Separately)

VERTICAL ALUM PROFILE

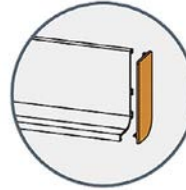
- Material : Aluminum
- Wood Thickness : 16-18mm
- Length : 2.6 Meters
- Packing : Per Length



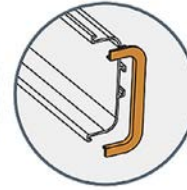
ITEM NO.	CODE	APPLICATION	FINISH
S32.ALP681.2.6M.SL	F08.01.017	Side Vertical	Silver

END CAPS

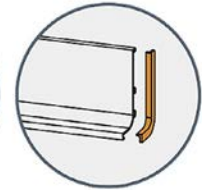
- Material : Zinc
- Packing : Z1272A - Per Pair
Z12732B - Per Pair
Z12732C - Per Pair
Z12732D - Per Piece
Z12732E - Per Piece



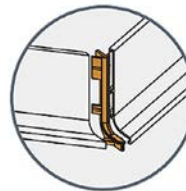
Z1272A
UPPER PROFILE
END CAP



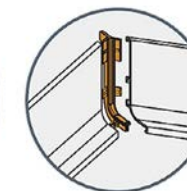
Z1273B
UPPER PROFILE
END CAP



Z1273C
UPPER PROFILE
END CAP



Z1273D
OUTER CORNER
CONNECTOR



Z1273E
INNER CORNER
CONNECTOR

ITEM NO.	CODE	APPLICATION	FINISH
TTN.Z1272A	F08.02.005	for Z1268 Dual Horizontal	Chrome Plated
TTN.Z1273B.CH	F08.02.006	for Z1268 Dual Horizontal	Chrome Plated
TTN.Z1273B.IG	F01.06.011	for Z1268 Dual Horizontal	Iron Gray
TTN.Z1273B.SL	F01.05.028	for Z1268 Dual Horizontal	Silver Anodized
TTN.Z1273C.CH	F08.02.007	for Z1268 Dual Horizontal	Chrome Plated
TTN.Z1273C.IG	F01.06.012	for Z1268 Dual Horizontal	Iron Gray
TTN.Z1273C.SL	F01.05.029	for Z1268 Dual Horizontal	Silver Anodized
TTN.Z1273D.IG	F01.06.013	for Z1269 Top Horizontal	Iron Gray
TTN.Z1272D	F08.02.008	for Z1269 Top Horizontal	Chrome Plated
TTN.Z1273E.CH	F08.02.009	for Z1269 Top Horizontal	Chrome Plated
TTN.Z1273E.IG	F01.06.010	for Z1269 Top Horizontal	Iron Gray
TTN.Z1273E.SL	F01.06.014	for Z1269 Top Horizontal	Silver Anodized

ALUMINUM HANDLE

+SPU

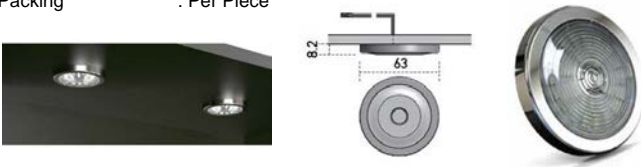
- Material : Aluminum
- Length : 1 Meter, 3 Meters
- Packing : Per Length



ITEM NO.	CODE	DESCRIPTION
S32.ALP329.3M.BLK	F07.02.142	Black, 3000mm
S32.ALP329.3M.SL	F07.02.143	Silver, 3000mm
S32.ALP329E.BLK	F07.02.140	End Cap, Black, Pair
S32.ALP329E.WHT	F07.02.144	End Cap, White, Pair

LED ROUND LIGHT


- Material : Stainless Steel
- Operating Voltage : DC 12V
- Wattage : 1.5W
- Dimension : 63 x 8.2mm
- Packing : Per Piece



ITEM NO.	CODE	LIGHT COLOR
ILIN.YL13032.4K	F06.01.001	4000K
ILIN.YL13032.3K	F06.01.002	3000K
ILIN.YL13032.6K	F06.01.003	6000K

LED SQUARE LIGHT

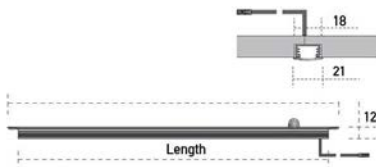

- Material : Plastic
- Operating Voltage : DC 12V
- Wattage : 1.9W
- Dimension : 63 x 8.2mm
- Packing : Per Piece



ITEM NO.	CODE	LIGHT COLOR
ILIN.YL13018.4K	F06.01.004	4000K
ILIN.YL13018.3K	F06.01.005	3000K
ILIN.YL13018.6K	F06.01.006	6000K

SENSOR LED EMBEDDED STRIP LIGHT

- Material : Aluminum
- Operating Voltage : DC 12V
- Packing : Per Piece




ITEM NO.	CODE	DIMENSION	WATTAGE
ILIN.YL130284.450.3K	F06.01.012	450 x 21 x 12mm	3.6W
ILIN.YL130284.600.3K	F06.01.013	600 x 21 x 12mm	4.8W
ILIN.YL130284.900.3K	F06.01.014	900 x 21 x 12mm	7.5W
ILIN.YL130282.2000.4K	F06.01.015	2000 x 21 x 12mm	16W
ILIN.YL130281.1870.4K	F06.01.016	1870 x 21 x 12mm	15.5W
ILIN.YL130281.2360.4K	F06.01.017	2360 x 21 x 12mm	19.6W

LIGHT COLOR	SWITCH
3000K	IR Sensor
3000K	IR Sensor
3000K	IR Sensor
4000K	None
4000K	PIR Sensor
4000K	PIR Sensor

SMD2835 FLEXIBLE LED STRIP

- LED Light Source : 2835 SMD, IP20
- LED Qty. : 60 LEDs/M
- Dimension (LxWxH) : 10mm x 1.2mm x 5M
- Voltage : DC 12V
- Wattage : 42.5W/5M
- Packing : 5M/Per Roll



Combine w/ LP1506 or LP2306




Note: Use LED.DR12V5A.60W, LED.DR12V10A.120W, LED.DR12V15A.180W, LED.DR12V20A.240W, LED.DR12V30A.360W for Led Driver.

ITEM NO.	CODE	WATTAGE	LIGHT COLOR
LUM.F2835W30.10	F06.01.047	8.5W/1M	3000K
LUM.F2835N30.10	F06.01.048	8.5W/1M	4000K
LUM.F2835C30.10	F06.01.049	8.5W/1M	6000K

SMD2835 FLEXIBLE LED STRIP LIGHT



- LED Light Source : 2835 SMD, IP20
- LED Qty. : 120 LEDs/M
- Dimension (LxWxH) : 10mm x 1.2mm x 5M
- Voltage : DC 12V
- Wattage : 42.5W/5M
- Packing : 5M/Per Roll



Combine w/ LP1506 or LP2306




Note: Use LED.DR12V5A.60W, LED.DR12V10A.120W, LED.DR12V15A.180W, LED.DR12V20A.240W, LED.DR12V30A.360W for Led Driver.

ITEM NO.	CODE	WATTAGE	LIGHT COLOR
LUM.F2835W60.10	F06.01.050	8.5W/1M	3000K
LUM.F2835N60.10	F06.01.051	8.5W/1M	4000K
LUM.F2835C60.10	F06.01.052	8.5W/1M	6000K

SMD2835 FLEXIBLE LED STRIP LIGHT



- LED Light Source : 2835 SMD, IP20
- LED Qty. : 240 LEDs/M
- Dimension (LxWxH) : 10mm x 1.2mm x 5M
- Voltage : DC 12V
- Wattage : 42.5W/5M
- Packing : 5M/Per Roll



Combine w/ LP1506 or LP2306




Note: Use LED.DR12V5A.60W, LED.DR12V10A.120W, LED.DR12V15A.180W, LED.DR12V20A.240W, LED.DR12V30A.360W for Led Driver.

ITEM NO.	CODE	WATTAGE	LIGHT COLOR
LUM.F2216W120.10	F06.01.053	10W/1M	3000K
LUM.F2216N120.10	F06.01.054	10W/1M	4000K
LUM.F2216C120.10	F06.01.055	10W/1M	6000K

SMD2835 FLEXIBLE LED STRIP LIGHT

- LED Light Source : 2835 SMD, IP20
- LED Qty. : 120 LEDs/M
- Dimension (LxWxH) : 5mm x 1.2mm x 5M
- Voltage : DC 12V
- Packing : 5M/Per Roll




Combine w/ LP1508

Note: Use LED.DR12V5A.60W, LED.DR12V10A.120W, LED.DR12V15A.180W, LED.DR12V20A.240W, LED.DR12V30A.360W for Led Driver.

ITEM NO.	CODE	WATTAGE	LIGHT COLOR
LUM.F2835N60.5	F06.01.071	9.6W/M	4000K
LUM.F2835W60.5	F06.01.072	9.6W/M	3000K

SMD5050 FLEXIBLE LED STRIP LIGHT

- LED Light Source : 5050 SMD, IP20
- LED Qty. : 60 LEDs/M
- Dimension (LxWxH) : 10mm x 2.0mm x 5M
- Voltage : DC 12V
- Wattage : 72W/5M
- Packing : 5M/Per Roll

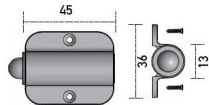


Combine w/ LP1506 or LP2306

ITEM NO.	CODE	WATTAGE	LIGHT COLOR
LUM.F5050W30.10	F06.01.060	14.4W/1M	3000K
LUM.F5050C30.10	F06.01.061	14.4W/1M	6000K

PIR SENSOR

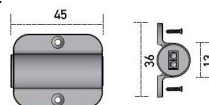
- Material : Plastic
- Operating Voltage : DC 12V
- Dimension : 13 x 45mm
- Packing : Per Piece



ITEM NO.	CODE	WATTAGE	SENSING DIST.
ILIN.YL12014.45PIR	F06.03.001	15W	3-5M

SWEEP HAND/DOOR CONTACT SENSOR

- Material : Plastic
- Operating Voltage : DC 12V
- Sensing Distance : 30-60mm
- Dimension : 13 x 45mm
- Packing : Per Piece



ITEM NO.	CODE	WATTAGE	SENSING DIST.
ILIN.YL11004.IRM.15W	F06.03.002	15W	Door Contact
ILIN.YL11004.IRS.15W	F06.03.003	15W	Hand Sweep

LED STRIP LIGHT

- LED Qty. : 360pcs
- Dimension (LxWxH) : 8mm x 1.2mm x 5M
- Voltage : DC 12V
- Wattage : 8W/M
- IP Rating : IP20
- Others : with Adhesive
- Packing : Per Roll



ITEM NO.	CODE	LIGHT COLOR
LUM.FCOB8N180.8.5M	F06.01.074	4000K
LUM.FCOB8W180.8.5M	F06.01.076	3000K

SLIM LED STRIP LIGHT

- LED Qty. : 360pcs
- Dimension (LxWxH) : 4mm x 1.2mm x 3M
- Voltage : DC 12V
- Wattage : 4W/M
- IP Rating : IP20
- Others : with Adhesive
- Packing : Per Roll



ITEM NO.	CODE	LIGHT COLOR
LUM.FCOB4N180.4.3M	F06.01.073	4000K
LUM.FCOB4W180.4.3M	F06.01.075	3000K

PUCK LIGHT LED

- Material : Aluminum, White
- Description : COB - 4W LED, Surface Mount, IP20
- Light Color : 3000K, 105° Beam Angle
- Voltage : AC 230V Direct
- Packing : Per Piece



ITEM NO.	CODE	L x W x H
LUM.PL30R.WHT	F06.01.062	Ø 63 x 15mm
LUM.PL31S.WHT	F06.01.063	63 x 63 x 15mm

BALL SWITCH MECHANICAL

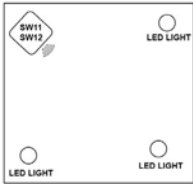
- Material : ABS Plastic
- Color : White, Black
- Packing : Per Piece



ITEM NO.	CODE	L x W x H
S32.BS12.WH	F06.03.007	32 x 34 x 15mm
S32.BS12.BLK	F06.03.008	32 x 34 x 15mm

WIRELESS TOUCH SENSOR EMITTER + RECIEVER

- Material : Plastic
- Finish : White
- Input Voltage : DC 12V/24V
- Loading Power : 120W
- Transmitting Distance : 20M
- Packing : Per Set



RECEIVER



Wireless Touch Sensor and Wireless PIR Sensor switches all lights. LED Lights in Junction Boxes are connected using Receiver and uses Emitter to switch all.

ITEM NO.	CODE	LIGHT COLOR
LUM.SW11	F06.03.026	Touch Sensor
LUM.SW12	F06.03.027	PIR Sensor

DOOR CONTROL SENSOR

- Material : Plastic
- Finish : Chrome
- Input Voltage : DC 12V/24V
- Output Voltage : DC 12V/24V
- Detect Distance : 3 Inches
- Hole Size : Ø10mm
- Packing : Per Piece



ITEM NO.	CODE
LUM.SW13	F06.03.028

PIR MOTION SENSOR

- Material : Plastic
- Finish : Chrome
- Input Voltage : DC 12V/24V
- Output Voltage : DC 12V/24V
- Detect Distance : 1-3M, 80° Detection Angle
- Hole Size : Ø12mm
- Packing : Per Piece



ITEM NO.	CODE
LUM.SW14	F06.03.029

TOUCH SENSOR

- Material : Plastic
- Finish : Chrome
- Input Voltage : DC 12V/24V
- Output Voltage : DC 12V/24V
- Detect Distance : Touch
- Hole Size : Ø18mm
- Packing : Per Piece



ITEM NO.	CODE
LUM.SW15	F06.03.031

HAND SWEEP

- Material : Plastic
- Finish : Chrome
- Input Voltage : DC 12V/24V
- Output Voltage : DC 12V/24V
- Detect Distance : 2 Inches
- Hole Size : Ø10mm
- Packing : Per Piece



ITEM NO.	CODE
LUM.SW16	F06.03.030

LED DRIVER

- Input Voltage : 180-240V AC
- Output Voltage : 12V DC
- Input Voltage : DC 12V/24V
- Finish : White
- Packing : Per Piece



ITEM NO.	CODE	WATTAGE	OUTPUT
LUM.DR12W	F06.03.022	12W	1 way
LUM.DR24W	F06.03.023	24W	6 Ways
LUM.DR36W	F06.03.024	36W	6 Ways
LUM.DR60W	F06.03.025	60W	6 Ways

JUNCTION BOX

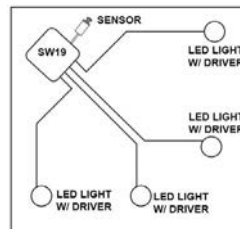
- Material : Plastic
- Finish : White
- Description : 2 Pin Male Out, 2 Pin Female
- Packing : Per Piece



ITEM NO.	CODE	OUTPUT
LUM.SW17	F06.03.032	6 ways
LUM.SW18	F06.03.033	8 Ways

COMBINE BOX

- Input Voltage : 12V~34V DC
- Output Voltage : 12V/24V DC
- Finish : White
- Packing : Per Piece



Combine Box and Combine Line connects all LED Drivers with Junction Box and LED Lights to switch using single Sensor device.

ITEM NO.	CODE	DESCRIPTION
LUM.SW19	F06.03.037	6 ways
LUM.SW20.2M	F06.03.036	Combine Line, 2M

LINE CABLE

- Finish : White
- Length : 2000mm
- Packing : Per Piece



ITEM NO.	CODE	DESCRIPTION
LUM.SW21.2M	F06.03.034	Female Socket
LUM.SW22.2M	F06.03.035	Male & Female Socket

Access this QR Code to download:
FURNITURE LIGHTING



HAND SWEEP SENSOR BOARD

- Material : Plastic
- Finish : Black
- Input Voltage : DC 12V
- Wattage : 36W
- Detect Distance : 3-8cm
- Dimension : 36 x 10 x 1.0mm
- Packing : Per Piece



ITEM NO.	CODE
LUM.SW24	F06.03.041

PIR MOTION SENSOR BOARD

- Material : Plastic
- Finish : White
- Input Voltage : DC 12V
- Wattage : 36W
- Detect Distance : 1-3cm
- Dimension : 36 x 10 x 1.0mm
- Packing : Per Piece



ITEM NO.	CODE
LUM.SW25	F06.03.042

TOUCH SENSOR

- Material : Plastic
- Finish : Black
- Input Voltage : DC 12-24V
- Detect Distance : Touch Sensing
- Dimension : 29 x 15 x 15mm
- Packing : Per Piece



ITEM NO.	CODE
LUM.SW26	F06.03.043

LED LINE CABLE WIRE HEAD

- Material : Plastic
- Finish : White
- Dimension : 15 x 6 x 5mm
- Packing : Per Piece



ITEM NO.	CODE
LUM.SW27.WH	F06.03.044

LED DRIVER

- Input Voltage : 220-240V AC-50/60Hz
- Output Voltage : 12V DC
- Packing : Per Piece



ITEM NO.	CODE	WATTAGE	L x W x H
ILIN.YL13029.15W	F06.03.005	15W	124 x 44 x 18mm
ILIN.YL1601.30W	F06.03.020	30W	137 x 43 x 28mm
ILIN.YL1617.7W	F06.03.021	7W	80 x 38 x 23mm

LED TRANSFORMER

- Input : 220V
- Output : DC 12V
- Packing : Per Piece



ITEM NO.	CODE	AMP	WATTAGE	DIMENSION
LED.DR12V5A.60W	F06.03.010	5A	60W	129 x 98 x 40mm
LED.DR12V10A.120W	F06.03.009	10A	120W	198 x 98 x 42mm
LED.DR12V15A.180W	F06.03.011	15A	180W	198 x 98 x 42mm
LED.DR12V20A.240W	F06.03.012	20A	240W	198 x 109 x 45mm
LED.DR12V30A.360W	F06.03.013	30A	360W	210 x 113 x 49mm

- Input : AC 220V, 50-60Hz
- Output : DC 24V
- Packing : Per Piece



Note: Use with L2409 Led light

ITEM NO.	CODE	AMP	WATTAGE	DIMENSION
LUM.LT60	F06.03.018	2.5A	60W	
LUM.LT100	F06.03.019	4.2A	100W	

AMERICAN PLUG POWER ADAPTER

- Input : AC 110-240V, 50-60Hz
- Output : DC 24V
- Packing : Per Piece



SLIM LED STRIP CONNECTOR

- Material : Plastic
- Packing : Per Piece




Fast & Easy Solderless Connections
Fits 10mm Wide 5050 LED Strips

Note: Use with LP1506

ITEM NO.	CODE	WATTAGE	AMP
LUM.A12024.24W	F06.03.014	24W	1.0A
LUM.N12012.12W	F06.03.015	12W	2.0A
LUM.STW55	F06.03.016	Strip to Wire	
LUM.ST556	F06.03.017	Strip to Wire	

LED PROFILE W/ DIFFUSED COVER (SURFACE MOUNT)


- Material : Aluminum
- Length : 3000mm
- Packing : Per Length



ITEM NO.	CODE	FINISH
LUM.LP1506.3M	F06.02.004	Silver
LUM.LP1506.3M.BLK	F06.02.016	Black

L1506 END CAP


- Material : Plastic
- Packing : Per Piece



ITEM NO.	CODE	DESCRIPTION	FINISH
LUM.LP1506CH	F06.02.002	With hole	White
LUM.LP1506CX	F06.02.003	Without hole	White
LUM.LP1506CH.BLK	F06.02.013	With hole	Black
LUM.LP1.CLIP	F06.02.001	Metal Clip Holder	

LED PROFILE W/ DIFFUSED COVER (RECESSED MOUNT)

- Material : Aluminum
- Length : 3000mm
- Packing : Per Length



ITEM NO.	CODE	FINISH
LUM.LP2306.BLK	F06.02.011	Black
LUM.LP2306.SL	F06.02.012	Silver

LP2306 END CAP



- Material : Plastic
- Packing : Per Piece



ITEM NO.	CODE	DESCRIPTION
LUM.LP2306CH.BLK	F06.02.008	Black
LUM.LP2306CH.SL	F06.02.009	Silver
LUM.LP2003	F06.02.010	Metal Clip Holder

LED PROFILE W/ DIFFUSED COVER (SLIM TYPE)

- Material : Aluminum, Plastic
- Length : 3000mm
- Packing : Per Length

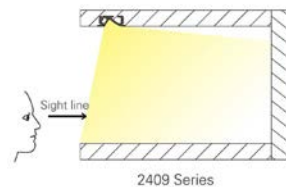
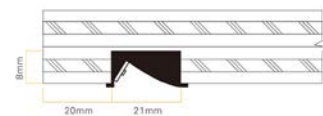


For strip light use:
LUM.F2835N60-5MM-WF0-5M and LUM.F2835W60-5MM-WF0-5M

ITEM NO.	CODE	DESCRIPTION
LUM.LP1508.3M.BLK	F06.02.014	Profile, Black; per pc
LUM.LP1508.3M.SL	F06.02.015	Profile, Silver; per pc
LUM.LP1508CX.BLK	F06.02.017	End Cap Without Hole, Black
LUM.LP1508CH.BLK	F06.02.018	End Cap With Hole, Black
LUM.LP1508CX.GRY	F06.02.019	End Cap Without Hole, Gray
LUM.LP1508CH.GRY	F06.02.020	End Cap With Hole, Gray

2409 LED LINEAR LIGHT

- Material : Aluminum Profile with Diffuser IP40
- Voltage : DC 24V
- Light Color : Warm White
- Packing : Per Piece

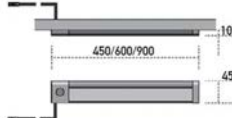



Note: Use with LT60/LT100

ITEM NO.	CODE	WATTAGE	L x W x H
LUM.L2409.276.WW	F06.01.056	3.1W	276 x 21 x 9mm
LUM.L2409.543.WW	F06.01.057	6.1W	543 x 21 x 9mm
LUM.L2409.809.WW	F06.01.058	9.2W	809 x 21 x 9mm
LUM.L2409.1010.WW	F06.01.059	11.5W	1010 x 21 x 9mm

LED PANEL NO LIGHT DOT

- Material : Plastic
- Voltage : DC 12V
- Light Color : 4000K
- Switch : Built-in sensor switch
- Packing : Per Piece



ITEM NO.	CODE	WATTAGE	L x W x H
ILIN.YL13026.450.4K	F06.01.007	5W	450 x 45 x 10.5mm
ILIN.YL13026.600.4K	F06.01.008	6.5W	600 x 45 x 10.5mm
ILIN.YL13026.900.4K	F06.01.009	10W	900 x 45 x 10.5mm

FLOATING ALUMINUM SHELF W/ LED LIGHTING

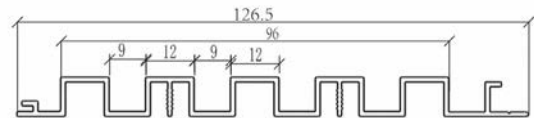
- Material : Aluminum Shelf w/ LED Lighting
- Size : Customized for Special Order
600mm, 900mm, 1200mm, 1500mm
- Packing : Per Piece



ITEM NO.	CODE	DESCRIPTION
LUM.SL5351.BGLD	F06.02.024	Brushed Gold
LUM.SL5351.MBLK	F06.02.023	Matte Black

ALUMINUM GRATING OF THE WALL

- Material : Aluminum
- Finish : Brown
- Dimension : 116 x 10 x 3000mm
- Packing : Per Length



ITEM NO.	CODE	FINISH
TTN.M5780.3M.BRN	F21.01.009	Brown
TTN.M5780.3M.WHT	F21.01.010	White

ALUM SHELF EDGING WITH LED COVER


- Material : Aluminum
- Finish : Black
- Dimension : 30 x 12 x 3000mm
- Packing : Per Length



ITEM NO.	CODE	FINISH
TTN.M7800.3M.BLK	F21.02.001	Black

LED SHELVEING PROFILE WITH LED

- Material : Aluminum
- Length : 3000mm
- Glass Thickness : 5mm
- Packing : Per Length



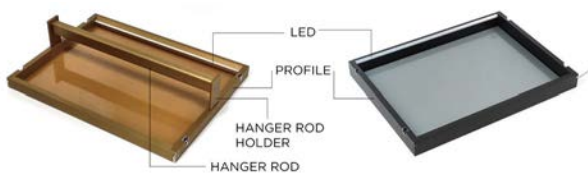
- Glass Reduction : -5mm
- Includes: LED Diffused Cover
SL5297L

ITEM NO.	CODE	FINISH
LUM.SL5298M.3M.BLK	F06.02.030	Black
LUM.SL5298M.3M.BGLD	F06.02.031	Brushed Gold
LUM.SL5298M.3M.DPGRY	F06.02.032	Deep Gray
LUM.SL5297L.3M.BLK	F06.02.033	Black
LUM.SL5297L.3M.BGLD	F06.02.034	Brushed Gold
LUM.SL5297L.3M.DPGRY	F06.02.035	Deep Gray



- Glass Reduction : -7mm
- Includes: LED Diffused Cover
SL5701L

ITEM NO.	CODE	FINISH
LUM.SL5702M.3M.BLK	F06.02.038	Black
LUM.SL5702M.3M.BGLD	F06.02.039	Brushed Gold
LUM.SL5701L.3M.BLK	F06.02.036	Black
LUM.SL5701L.3M.BGLD	F06.02.037	Brushed Gold



• LED Light and Driver sold separately
(use F2835N60.5 or F2835W60.5)

ALUM HANGER ROD FOR SL5298M/SL5297L/SL5702M/SL5720L

- Material : Aluminum
- Length : 3000mm
- Packing : Per Length



ITEM NO.	CODE	FINISH
LUM.SL5296.3M.BLK	F06.02.040	Black
LUM.SL5296.3M.BGLD	F06.02.041	Brushed Gold
LUM.SL5296.3M.DPGRY	F06.02.042	Deep Gray

ALUM HANGER HOLDER FOR SL5296

- Material : Aluminum
- Packing : Per Length

ITEM NO.	CODE	FINISH
LUM.SL5295.BLK	F06.02.043	Black
LUM.SL5295.BGLD	F06.02.044	Brushed Gold
LUM.SL5295.DPGRY	F06.02.045	Deep Gray

SHELF HOLDER FOR SL5298M/SL5297L/SL5702

- Material : Aluminum
- Hanging Plate Hole : 16mm
- Packing : Per Length



SHELF SUPPORT FOR SL5298M/SL5297L/SL5702M/SL5701L

- Material : Zinc Alloy
- Packing : Per Set



ITEM NO.	CODE	FINISH
S32.IFM113.NK	F04.02.025	Nickel Plated
S32.IFM113.BLK/NK	F04.02.026	Black

SCREW FOR SL5298M/SL5297L/SL5702M/SL5720L

- Material : Aluminum
- Dimension : 25x4mm
- Packing : Per Pack (10pcs.)



ITEM NO.	CODE	FINISH
LUM.SLS6.BGLD.PCK	F04.03.074	Brushed Gold
LUM.SLS6.BLK.PCK	F04.03.075	Black

Prices are subject to change without prior notice



M1971



M5660



M5699
Wall-mounted Glass Cabinet



M5365
Background Wal System

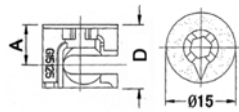


M5780
Italian Minimalist Grille Background Wall System



MINIFIX CAM FITTING 15MM

- Material : Die-Cast Zinc Alloy
- Finish : Nickel Plated
- Drilling Distance : A=8mm (15-16mm board)
A=9mm (18-19mm board)
- Packing : Per Pack (100pcs.)



ITEM NO.	CODE	PANEL THICKNESS	DRILLING DEPTH D
S32.H15125.WZ.PCK	F04.02.028	15-16mm	12mm
S32.H15135.WZ.PCK	F04.02.029	18-19mm	13.5mm

TWISTER CONNECTING BOLT

- Material : Steel, Black Sleeve
- Packing : Per Pack (100pcs.)

H32034

Ø5
Drilling hole



H64434

Ø10
Drilling hole
w/ PL110
Dowel



ITEM NO.	CODE	DRILLING DISTANCE	THREAD
S32.H32034.PCK	F04.02.033	34mm	Euro Screw
S32.H64434.PCK	F04.02.034	34mm	M6

CONNECTING BOLT

- Material : Steel
- Packing : Per Pack (100pcs.)



Ø10
Drilling hole
w/ PL110
Dowel

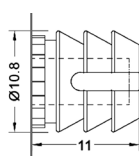


ITEM NO.	CODE	DRILLING DISTANCE
S32.L7034J.WZ.PCK	F04.02.035	34mm
S32.L7234J.WZ.PCK	F04.02.043	34mm

GLUED DOWEL

- Material : Nylon
- Color : White
- Thread : M6
- Packing : Per Pack (100pcs.)

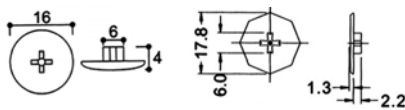
Ø10



ITEM NO.	CODE	DRILLING HOLE
S32.PL1110.WH.PCK	F04.02.036	Ø10mm

COVER TRIM CAPS

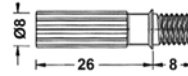
- Material : Plastic
- Packing : per pack (100pcs.)



ITEM NO.	CODE	Ø	FINISH
S32.L15A.BLK.PCK	F04.02.037	16mm	Black
S32.L15A.BRN.PCK	F04.02.038	16mm	Brown
S32.L15A.GRY.PCK	F04.02.039	16mm	Gray
S32.L15A.WH.PCK	F04.02.040	16mm	White

PLUG-IN DOWEL

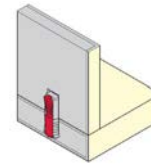
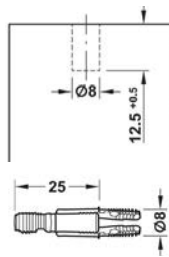
- Material : Nickel, Plastic
- Finish : Green
- Thread : M6
- Packing : Per Pack (50pcs.)



ITEM NO.	CODE	DIMENSION
S32.IFMPAD826.PCK	F04.02.046	Ø8 x 35mm

I-DOWEL SPREADING CONNECTOR

- Material : Plastic
- Finish : Red/Gray
- Panel Thickness : 16-19mm
- Application : For concealed, non-removable cabinet connections in small furniture items and drawers
- Packing : Per Pack (100pcs.)

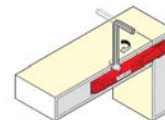
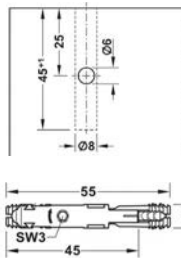


- Quick and easy installation without tools
- One-piece connector
- For use in 8 mm drill hole
- For concealed applications

ITEM NO.	CODE	DIMENSION
S32.SC825.GRYRED.PCK	F04.02.041	Ø8 x 25mm

I-DOWEL SPREADING CONNECTOR

- Material : Plastic, Zinc Alloy
- Finish : Red
- Panel Thickness : 16-19mm
- Application : For concealed installation of cabinet connections in chipboard
- Packing : Per Pack (100pcs.)

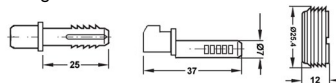


- Quick and easy installation
- One-piece connector
- For concealed applications, only a Ø 6 mm drill hole for securing the connector is visible after installation
- Separable connection

ITEM NO.	CODE	DIMENSION
S32.SC855.RED.PCK	F04.02.044	Ø8 x 55mm

RECESSED CONNECTING FITTING

- Material : Connector housing & dowel: Plastic
Spreader pin: Steel with cranked dowel
- Drilling Hole : Ø25.4mm
- Panel Thickness : 18-25mm
- Packing : Per Piece



ITEM NO.	CODE	FINISH
S32.MX752.25BRN	F04.02.015	Brown
S32.MX752.25WHT	F04.02.016	White

SHELF SUPPORT

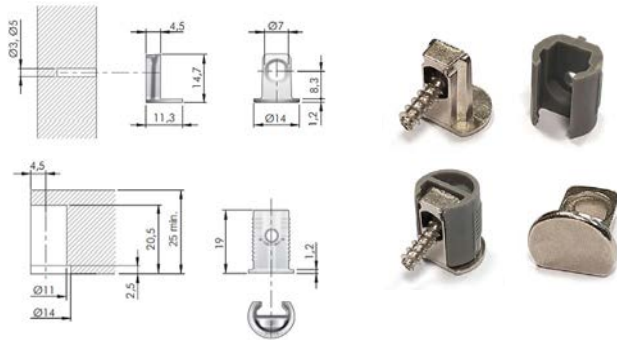
- Material : Zinc Alloy
- Panel Thickness : 18-19mm
- Drill Hole : 16mm
- Packing : Per Set



It allows to join together any side and shelf, including bottom and top, without using any further connecting fitting. The panel has to be pushed downwards onto the side brackets, which can be screwed into any position required. The side bracket slots into the socket of the shelf supports and a click locks the



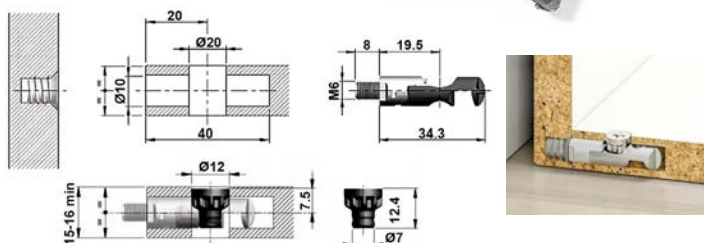
ITEM NO.	CODE	FINISH
S32.IFM113.NK	F04.02.025	Nickel Plated
S32.IFM113.BLK/NK	F04.02.026	Black



ITEM NO.	CODE	FINISH
S32.IFM112.NK	F04.02.024	Nickel Plated

HEAVY DUTY CONNECTOR SET

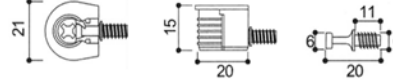
- Material : Zinc/Plastic
- Panel Thickness : 15-16mm Min.
- Drill Hole : Ø10mm
- Packing : Per Set



ITEM NO.	CODE
S32.IFMTJ10	F04.05.115

RAFIX CONNECTOR

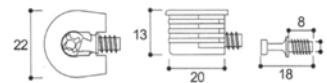
- Material : Zinc Alloy
- Panel Thickness : 18-19mm
- Drill Hole : Ø20mm
- Drill Depth : 14mm
- Packing : Per Piece



ITEM NO.	CODE	COLOR
S32.MX850.NK	F04.02.021	Nickel
S32.MX825.WHT	F04.02.020	White

RAFIX CONNECTOR

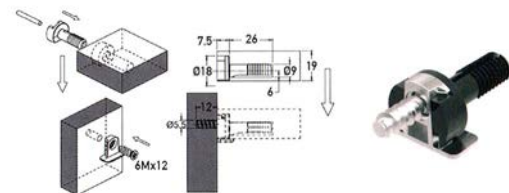
- Material : Plastic
- Panel Thickness : 15-16mm
- Drill Hole : Ø20mm
- Drill Depth : 12.5mm
- Packing : Per Piece



ITEM NO.	CODE	COLOR
S32.MX824.BRN	F04.02.018	Brown
S32.MX824.WHT	F04.02.019	White

SNUG FIT RAFIX

- Material : Zinc Alloy/Plastic
- Panel Thickness : 18-25mm
- Drilling Hole : Ø20mm
- Packing : Per Piece

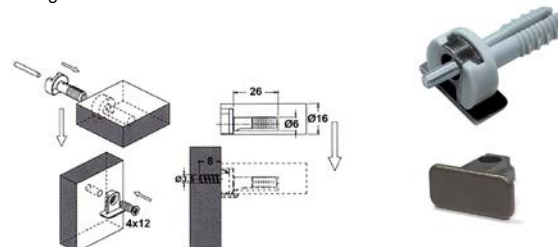


Note: Special Drillbit available upon request (N.L0094)

ITEM NO.	CODE
S32.L0094.ZC	F04.02.017

SHELF SUPPORT SIDE, FOR CW3500B.L/R

- Material : Zinc Alloy
- Finish : Metal Gray
- Board Thickness : 18-25mm
- Drill Hole : 16mm
- Packing : Per Set



NEW
03.2023

ITEM NO.	CODE	DESCRIPTION
S32.IFM114S.MGRY/GRY	F04.02.047	For CW3500B(L/R)
S32.IFM114M.MGRY/GRY	F04.02.048	For CW3500B(M)

CONCEALED SHELF SUPPORT FITTING

- Finish : Gray
- Panel Thickness : 16-18mm
- Packing : Per Piece
Includes 1pc. Screw with Pin



ITEM NO.	CODE
S32.MX116.GREY	124.50.120

CORNER CONNECTOR

- Material : ABS
- Finish : White
- Application : For Windows, Doors and Others
- Packing : Per set



ITEM NO.	CODE	L x W x H
S32.ZH3070.WH	F13.01.001	21 x 28 x 25mm

POCKET HOLE JIG LOCATOR

- Material : Aluminum
- Finish : Blue
- Packing : Per Set
- Woodworking Doweling Jig for Furniture
- Fast Connecting Cam Fitting Drilling Locator
- Suitable for making edge-to-edge, edge-to-surface and edge-to-corner joints, easy to use to fix your woodworking projects more nicely.




3-in-1 multi-function drill guide for drilling dowel holes and vertical holes. Self centering 6/8/10mm drill guide tools for the fixation and centering while drilling and woodworking. Adjustable metal bushings accurate alignment when drilling hole, easy to adjusting drilling height and hole depth.

Wide application: Easy to use, suitable for woodworking drilling holes and positioning. High accurate scale, easy to adjusting drilling height and hole depth. Within self tighten clamp, convenient to fixing drill guide on the wood.

Made of Aluminum Alloy 6061 with excellent surface oxidation treatment, with high hardness, wear-resistant, rustproof, solid, durable and excellent for use.

Clear metric scale, which can be installed on the platform. This oblique cutting fixture adopts high-precision CNC machining to ensure accurate and reliable molding. The precision-machined hole drilling guide kit is designed with a precision scale on the main body, which can be adjusted according to the thickness of the plate.

Has the functions of precise positioning, fast clamping and enlarging the chip removal hole. Exquisitely machined drilling guide kit, the main body is designed with precision scales, which can be adjusted according to the thickness of the wood. Equipped with a quick clamping device, which can be clamped quickly and safely, thereby improving efficiency.



ITEM NO.	CODE
S32.PHJ.BLUE	F02.03.065

CORNER BLOCK

- Material : Plastic
- Packing : Per Piece



Note: For Screw fixing (screws are not included)

ITEM NO.	CODE	L x W x H	COLOR
S32.K2216.WHT	F04.01.013	34 x 20 x 20mm	White
S32.K2216.BLK	F04.01.014	34 x 20 x 20mm	Black
S32.K2216.BRN	F04.01.015	34 x 20 x 20mm	Brown

CORNER CONNECTOR W/ TRIP CAP

- Material : Plastic w/ Cap
- Packing : Per Piece



Note: For Screw fixing (screws are not included)

ITEM NO.	CODE	L x W x H	COLOR
S32.K605.WHT	F04.01.018	43 x 20 x 20mm	White
S32.K605.BRN	F04.01.019	43 x 20 x 20mm	Brown

MINI CORNER CONNECTOR W/ TRIM CAP

- Material : Plastic w/ Cap
- Packing : Per Piece

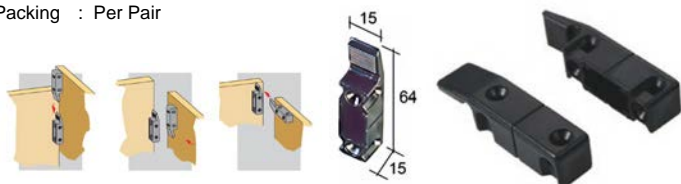


Note: For Screw fixing (screws are not included)

ITEM NO.	CODE	L x W x H	COLOR
S32.K606.WHT	F04.01.020	18 x 21 x 21mm	White
S32.K606.BRN	F04.01.021	18 x 21 x 21mm	Brown

MULTI CLIP CONNECTOR

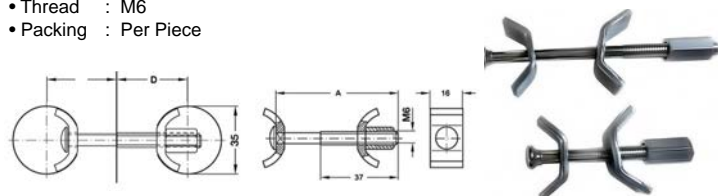
- Material : Steel
- Finish : Black
- Packing : Per Pair



ITEM NO.	CODE	L x W x H
S32.MC9138	F04.01.031	15 x 15 x 64mm

RECESSED WORKTOP CONNECTOR

- Material : Steel
- Finish : Zinc Plated
- Thread : M6
- Packing : Per Piece



ITEM NO.	CODE	DISTANCE A CENTER LOOKING	DRILLING DEPTH D
S32.RWC65.ZP	F04.01.017	65mm	32-41mm
S32.RWC100.ZP	F04.01.016	100mm	43-54mm

FAST CONNECTOR DRILL GUIDE

- Material : Plastic
- Application : Panel Mount System
- Packing : ZH2002 - Per Set
ZH2002P - Per Piece



ITEM NO.	CODE	L x W x H	COLOR
S32.ZH2002.GY	F04.01.002	42 x 10 x 30mm	Gray
S32.ZH2002P.YL	F04.01.001	42 x 10 x 31mm	Yellow-Orange

FAST MOUNT PANEL CLIPS

- Material : Plastic
- Finish : Grey
- Application : Panel Mount System
- Packing : ZH2003 - Per Set
ZH2011 - Per Piece



ITEM NO.	CODE	Ø	COLOR
S32.ZH2003.GRY	F04.01.003	Ø26mm	Gray
S32.ZH2011.YL	F04.01.004	Ø30mm	Yellow-Orange

SQUARE FASTENER

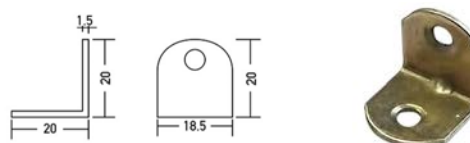
- Material : Steel
- Application : Wall or Head Board
- Packing : Per Pair



ITEM NO.	CODE	L x W	THICKNESS
S32.HPF01	F04.01.007	45 x 35mm	1.5mm
S32.HPF02	F04.01.039	48 x 28mm	1.8mm

BRACKET

- Material : Low Carbon Steel
- Packing : Per Piece



Note: For Screw fixing (screws are not included)

ITEM NO.	CODE	DIMENSION
ST1.B18906	F04.03.007	20 x 20 x 18.5mm

MOUNTING BRACKET

- Material : Stainless Steel
- Thickness : 2mm
- Packing : Per Piece

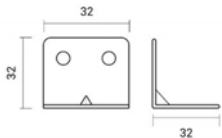


Note: For Screw fixing (screws are not included)

ITEM NO.	CODE	L x W x H
S32.FT120.GL	F04.01.011	50 x 45 x 55mm

CORNER BRACKET

- Material : Stainless Steel
- Thickness : 1mm
- Packing : Per Piece



Note: For Screw fixing (screws are not included)

ITEM NO.	CODE	L x W x H
S32.FT116.SS	F04.01.010	32 x 32 x 32mm

BRACKET

- Material : SUS202 Stainless Steel
- Finish : Satin Stainless Steel
- Thickness : 3mm
- Packing : Per Piece

SUS 202

LB20-LB65



LB80-125




Note: For Screw fixing (screws are not included)

ITEM NO.	CODE	HEIGHT	
S32.LB20.SSS	F04.01.022	20mm	
S32.LB25.SSS	F04.01.023	25mm	
S32.LB30.SSS	F04.01.024	30mm	
S32.LB40.SSS	F04.01.025	40mm	
S32.LB50.SSS	F04.01.026	50mm	
S32.LB65.SSS	F04.01.027	63mm	
S32.LB80.SSS	F04.01.028	80mm	51.00
S32.LB100.SSS	F04.01.029	100mm	66.00
S32.LB125.SSS	F04.01.030	125mm	75.00

TABLE CATCH CONNECTOR

- Material : Steel
- Finish : for Knockdown Fittings
- Packing : Per Set



ITEM NO.	CODE
S32.TCC150	F04.04.001

SQUARE FASTENER

- Material : Steel
- Packing : Per Pair



ITEM NO.	CODE	L x W	THICKNESS
S32.GF03	F04.01.009	60 x 50mm	2mm

BED BRACKET FITTINGS

- Material : Steel
- Finish : Antique Brass, Zinc
- Packing : Per Set (4pcs.)



ITEM NO.	CODE	L x W x H
S32.BF1429.4ZNC	F04.01.012	85 x 30 x 30mm
S32.BF1429.4ABR	121.10.142	85 x 30 x 30mm

BED BRACKET FITTINGS

- Material : Heavy-Duty Galvanized Steel
- Application : For Knockdown Fittings
- Packing : Per Set (4pcs.)



ITEM NO.	CODE	L x W	THICKNESS
S32.BF1490	F04.01.008	65 x 32 x 90mm	2.5mm

BRASS DECORATIVE MIRROR SCREW

- Material : Brass
- Application : Chrome Plated
- Packing : Per Piece



Note: Screw included

ITEM NO.	CODE	Ø	HEIGHT
S32.BMSC020	F04.03.013	Ø22mm	6mm

PLASTIC MIRROR/GLASS CLIP

- Material : Plastic
- Finish : White
- Application : for Glass Straight/Corner
- Packing : Per Piece



Note: For Screw fixing (screws are not included)

ITEM NO.	CODE	APPLICATION	GLASS THICKNESS
S32.GC5SC.WHT	F04.03.014	Straight/Corner	5mm
S32.GC3C.WHT	128.10.103	Corner	3mm

CONFIRMAT SCREW AND COVE CAP

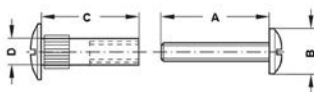
- Material : Steel
- Finish : Zinc Plated
- Thread : Cover Cap (White)
- Packing : Minimum order of 30pcs. Per Piece



ITEM NO.	CODE	THREAD Ø x LENGTH	DESCRIPTION
S32.CS48.NK	F04.03.008	Ø6 x 48mm	Screw
S32.CS50CAP	F04.03.009		Cap

CONNECTING SCREW BOLT


- Material : Nickel
- Drive : PZ cross slot
- Thread : M4, M6
- Panel Thickness : 30-39mm
- Packing : Per Piece



ITEM NO.	CODE	A	B	C
MX.793M4.NK	F04.01.035	15mm	29mm	M4
MX.794M6.NK	F04.01.036	15mm	29mm	M6

WOODEN DOWEL

- Material : Solid Wood Beech
- Finish : Natural
- Packing : Per Pack (200pcs.)



ITEM NO.	CODE	DRILLING HOLE D	LENGTH L
S32.WD6.30MM.PCK	F04.03.047	Ø6mm	30mm
S32.WD8.30MM.PCK	F04.03.048	Ø8mm	30mm
S32.WD8.35MM.PCK	F04.03.067	Ø8mm	35mm
S32.WD8.40MM.PCK	F04.03.049	Ø8mm	40mm
S32.WD10.30MM.PCK	F04.03.069	Ø10mm	30mm
S32.WD10.40MM.PCK	F04.03.045	Ø10mm	40mm
S32.WD10.50MM.PCK	F04.03.046	Ø10mm	50mm

NYLON SPREADING DOWEL

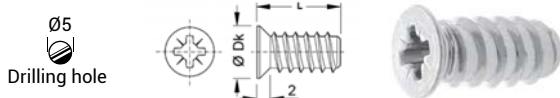
- Material : Nylon Plastic
- Color : Natural White
- Application : Screws for Concealed Hinges
- Packing : Per Pack (200pcs.)



ITEM NO.	CODE	Ø	A
S32.FT104.WH.PCK	F04.03.050	Ø5mm	13mm

EURO SCREW, FOR 5MM SYSTEM HOLES

- Material : Steel
- Application : for Screwing into Wood; Ball Bearing Slide and others
- Packing : Minimum order of 30 pcs. Per Piece



ITEM NO.	CODE	LENGTH L
S32.WS.ES(6.3X10.5)	F04.03.039	10.5

HI-LO SCREW AND CAPS

- Material : Steel; Cap (Plastic)
- Finish : Zinc
- Application : for Carcass Construction Screw
- Packing : Per Pack (200pcs.)



ITEM NO.	CODE	THREAD Ø	LENGTH
A.S32.HL25.ZNC.PCK	F04.03.053	Ø4mm	25mm
A.S32.HL30.ZNC.PCK	F04.03.044	Ø4mm	30mm
A.S32.HL38.ZNC.PCK	F04.03.054	Ø4mm	38mm
A.S32.HL50.ZNC.PCK	F04.03.056	Ø4mm	50mm
B.S32.HL8.WHT.PCK	F04.03.072	Cover cap screw(pack)	Ø12mm

CHIPBOARDS SCREWS, COUNTERSUNK HEAD

- Material : Steel
- Finish : Nickel Plated
- Head : Countersunk Flat Head
- Application : for Carcass Construction Screw
- Packing : Per Pack (200pcs.)



ITEM NO.	CODE	THREAD Ø	LENGTH
S32.WS.FH(3.5X15).PCK	F04.03.057	Ø3.5mm	15mm
S32.WS.FH(4.0X15).PCK	F04.03.061	Ø4.0mm	15mm
S32.WS.FH(4.0X25).PCK	F04.03.062	Ø4.0mm	25mm
S32.WS.FH(4.0X30).PCK	F04.03.063	Ø4.0mm	30mm
S32.WS.FH(4.0X40).PCK	F04.03.064	Ø4.0mm	40mm
S32.WS.FH(4.0X50).PCK	F04.03.065	Ø4.0mm	50mm
S32.WS8.WHT.PCK	F04.03.078	Cover cap screw(pack)	Ø12mm

WOOD SCREW GYPSUM

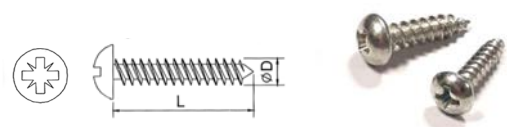
- Material : Steel
- Finish : Black
- Packing : Per Piece



ITEM NO.	CODE	THREAD Ø	LENGTH
ST1.WS.GS(3.5X25)	F04.03.024	Ø3.5mm	25mm
ST1.WS.GS(3.5X32)	F04.03.025	Ø3.5mm	32mm
ST1.WS.GS(3.5X38)	F04.03.026	Ø3.5mm	38mm
ST1.WS.GS(3.5X50)	F04.03.027	Ø3.5mm	50mm

SELF TAPPING SCREW

- Material : Steel
- Finish : Nickel Plated
- Head : Pan Head
- Application : for Carcass Construction Screw
- Packing : Per Pack (200pcs.)



ITEM NO.	CODE	THREAD Ø	LENGTH
S32.WS.PH(3.5X15).PCK	F04.03.058	Ø3.5mm	17mm
S32.WS.PH(4.0X16).PCK	F04.03.059	Ø4.0mm	18mm

SCREW CAP COVER

- Material : Plastic
- Color : White, Brown
- Packing : Per Pack



ITEM NO.	CODE	DRILLING HOLE
S32.CP10WHT.PCK	F04.03.051	Ø10mm
S32.CP10BRN.PCK	F04.03.052	Ø10mm

COVER PLUG


- Material : Rubber
- Finish : Black
- Packing : Per Piece



ITEM NO.	CODE	SIZE
S32.CP12R.BLK	F04.03.012	Ø12mm Hole Ø15mm Whole

NYLON SPACER FOR KITCHEN WIREBASKET

- Material : Nylon
- Color : White
- Application : Cabinet width spacer mounted on slides
- Packing : Per Piece



ITEM NO.	CODE	A	B	C
A. S32.K005.WH	F04.01.005	47mm	20mm	5mm
B. S32.K010.WH	F04.01.006	47mm	20mm	10mm

CUT SCREW FOR HANDLE

- Material : Metal
- Finish : Nickel Plated
- Packing : Per Piece



ITEM NO.	CODE	THREAD Ø	HEAD	LENGTH
S32.M4X45MM	F04.03.042	M4	10mm	50mm

STICKER COVER

- Usage : for covering screw heads of Minifix connectors
- Dimensions : Ø16 x 0.25mm
- Packing : Per Sheet (70pcs.)



ANCHOR BOLT

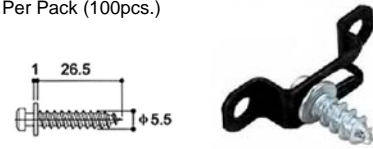
- Material : Iron + Plastic
- Application : For hanging cabinet
- Packing : Per Pack (100pcs.)



ITEM NO.	CODE
S32.AB80.NK.PCK	F04.01.044

INVISIBLE CONNECTOR SCREW FASTENER

- Material : Iron
- Finish : Black
- Application : For cabinet, wardrobe furniture hardware accessories
- Packing : Per Pack (100pcs.)



ITEM NO.	CODE
S32.IC265.BLK.PCK	F04.01.045

ANTI-DUST STRIP / DOOR SEAL FOR CABINET DOORS

- Material : PVC
- Finish : Brown, White
- Length : 2400mm
- Others : Includes adhesive
- Packing : Per Length



ITEM NO.	CODE	COLOR
S32.ADS240.BRN.2.4M	A01.05.015	Brown
S32.ADS240.WHT.2.4M	A01.05.016	White

SHELF SUPPORT

- Material : ABS with Steel Pin
- Color : Clear, White, Brown & Black
- Packing : Per Pack (100pcs.)



ITEM NO.	CODE	A	B	C	D	E
S32.MX545.CLR.PCK	F04.05.086	10mm	11mm	5mm	Ø5mm	9mm
S32.MX545.WHT.PCK	F04.05.087	10mm	11mm	5mm	Ø5mm	9mm
S32.MX545.BRN.PCK	F04.05.085	10mm	11mm	5mm	Ø5mm	9mm
S32.MX545.BLK.PCK	F04.05.114	10mm	11mm	5mm	Ø5mm	9mm

SHELF SUPPORT PIN TYPE

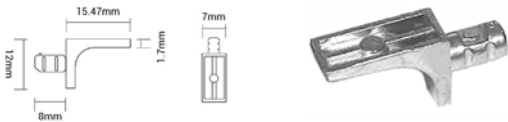
- Material : Steel
- Finish : Nickel Plated
- Packing : Per Pack (200pcs.)



ITEM NO.	CODE	A	B	C	D
S32.MX090621.NK.PCK	F04.05.109	15mm	7.5mm	Ø5mm	Ø7mm

TWIN GROOVE SHELF SUPPORT

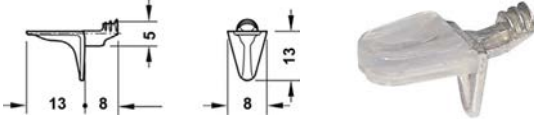
- Material : Zinc Alloy
- Finish : Nickel
- Description : Twin Groove
- Packing : Per Pack (100pcs.)



ITEM NO.	CODE	MAX LOAD
S32.MX120.NK.PCK	F04.05.110	12.5KG

TWIN GROOVE GLASS SHELF SUPPORT

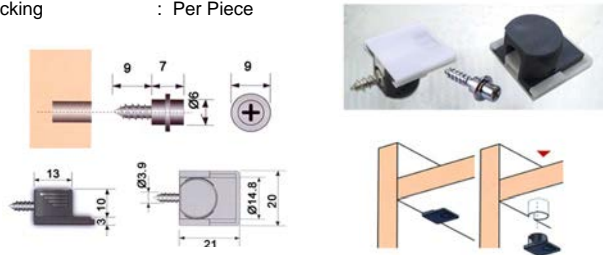
- Material : Zinc Alloy
- Finish : Nickel
- Description : Twin Groove
- Packing : Per Piece



ITEM NO.	CODE	MAX LOAD
S32.MX121.NK	F04.05.084	12.5KG

SHELF SUPPORT WITH SUPPORT SLIDE CAP COVER

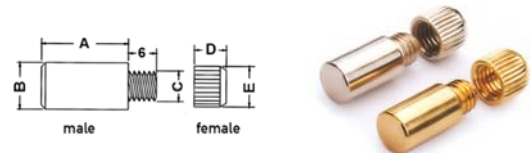
- Panel Thickness : 16-18mm
- Application : Rafix Type
- Packing : Per Piece



ITEM NO.	CODE	MAX LOAD
S32.MX115.SL	F04.05.020	Silver
S32.MX115.WH	F04.05.019	White

SHELF SUPPORT

- Material : Brass
- Finish : Nickel, Brass
- Type : Male & Female
- Packing : Per Pack (100 pcs.)



ITEM NO.	CODE	A	B	C	D	E
S32.MX503F.8BRS.PCK	F04.05.098				7mm	Ø9mm
S32.MX503F.8NK.PCK	F04.05.100				7mm	Ø9mm
S32.MX503M.8NK.PCK	F04.05.103	14mm	Ø9mm	Ø6mm		
S32.MX503F.9BRS.PCK	F04.05.099				8mm	Ø10mm
S32.MX503M.9BRS.PCK	F04.05.102	14mm	Ø9mm	Ø7mm		
S32.MX503F.9NK.PCK	F04.05.101				8mm	Ø10mm
S32.MX503M.9NK.PCK	F04.05.104	14mm	Ø9mm	Ø7mm		

SHELF LOCK SUPPORT

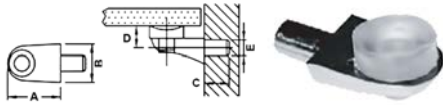
- Material : ABS
- Panel Thickness : 18mm
- Color : Clear White
- Packing : Per Pack (100 pcs.)



ITEM NO.	CODE	L x W x H
S32.Z1214.WH.PCK	F04.05.111	22 x 60 x 18mm

GLASS SHELF SUPPORT WITH SUCTION CAP

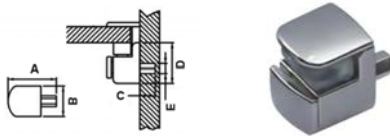
- Material : Zinc Alloy
- Finish : Nickel
- Packing : Per Piece



ITEM NO.	CODE	A	B	C	D	E
S32.MX138.NK	F04.05.030	16mm	12mm	8mm	5mm	5mm
S32.MX138.BRS	F04.05.032	16mm	12mm	8mm	5mm	5mm

GLASS SHELF SUPPORT

- Material : Zinc Alloy
- Finish : Nickel
- For Glass Thickness : 5-10mm
- Packing : Per Piece

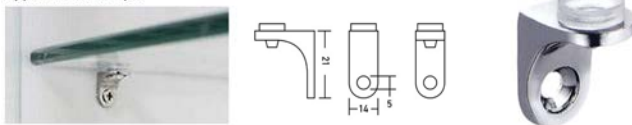


ITEM NO.	CODE	A	B	C	D	E
S32.MX807.NK	F04.05.042	22mm	13mm	7mm	18.5mm	4mm

GLASS SUPPORT

- Material : Zinc Alloy
- Finish : Chrome Plated
- Packing : Per Piece

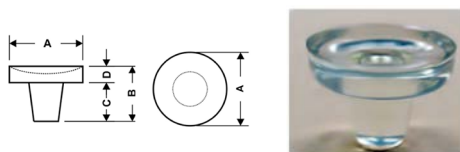
Application Example



ITEM NO.	CODE
S32.MX117.CP	F04.05.031

GLASS SUCTION CAP

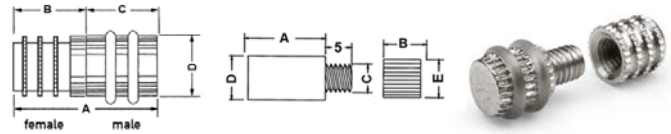
- Material : Plastic
- Finish : Clear
- Packing : Per Pack



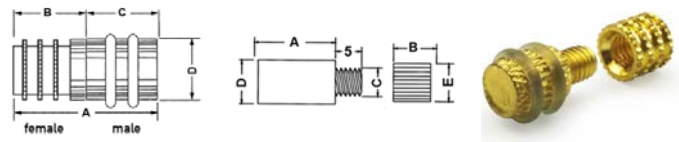
ITEM NO.	CODE	A	B	C	D	E
S32.GS18.PCK	F04.05.112	Ø18mm	13mm	9mm	4mm	Ø18mm

SHELF SUPPORT WITH O-RING

- Material : Brass
- Finish : Nickel, Brass
- Type : Male & Female
- Packing : Per Pack (100pcs.)




ITEM NO.	CODE	A	B	C	D	E
S32.MX502F.9BRS.PCK	F04.05.091		Ø9mm			Ø8mm
S32.MX502M.9BRS.PCK	F04.05.095	9mm		Ø6mm	Ø9mm	
S32.MX502F.9NK.PCK	F04.05.093		Ø9mm			Ø8mm
S32.MX502M.9NK.PCK	F04.05.097	9mm		Ø6mm	Ø9mm	



ITEM NO.	CODE	A	B	C	D
S32.MX502F.8BRS.PCK	F04.05.090	16mm	8mm		
S32.MX502F.8NK.PCK	F04.05.092	16mm	8mm		
S32.MX502M.8BRS.PCK	F04.05.094	16mm		8mm	Ø8mm
S32.MX502M.8NK.PCK	F04.05.096	16mm		8mm	Ø8mm

SHELF SUPPORT WITH O-RING

- Material : Brass
- Finish : Nickel
- Type : Male & Female
- Packing : Per Pack (100pcs.)



ITEM NO.	CODE	A	B	C	D	E
S32.MX505F.9NK.PCK	F04.05.106		8mm			Ø9mm
S32.MX505M.9NK.PCK	F04.05.108	14mm		Ø6mm	Ø8mm	
S32.MX505F.8NK.PCK	F04.05.105		8mm			Ø8mm
S32.MX505M.8NK.PCK	F04.05.107	14mm		Ø6mm	Ø8mm	

SHELF SUPPORT WITH O-RING


- Material : Brass
- Finish : Nickel
- Type : Male & Female
- Packing : Per Pack (100pcs.)



ITEM NO.	CODE	A	B	C	D
S32.MX501F.8NK.PCK	F04.05.088		8mm	8mm	8mm
S32.MX501M.8NK.PCK	F04.05.089	16mm	8mm		7.5mm

INVISIBLE SHELF SUPPORT HOLDER

- Material : Steel/TP
- Finish : Brown
- Application : Hidden Floating Shelf
Installation directly into masonry wall
- Packing : Per Piece



Note: Screws included

ITEM NO.	CODE	LENGTH (D x L)
A. S32.MJ10145	F04.04.022	Ø10 x 145mm - 15kg/pair
B. S32.MJ12120	F04.04.023	Ø12 x 120mm - 15kg/pair
C. S32.MJ14140	F04.04.025	Ø14 x 140mm - 25kg/pair

INVISIBLE SHELF HOLDER

- Material : Steel/TP
- Load Capacity : 30kg/pair
- Application : Hidden Floating Shelf
Installation directly into masonry wall
- Packing : Per Piece

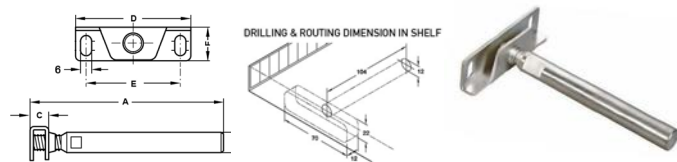
INSTALLATION DIAGRAM



ITEM NO.	CODE	DRILLING DEPTH	LENGTH A
S32.MJ1520	F04.04.024	75mm	200mm

INVISIBLE SHELF HOLDER

- Material : Steel
- Panel Thickness : Max. 24mm
- Installation : Screw fixing
(concealed fixing in wooden cabinet or masonry wall)
- Adjustment : Inclination adjustment: via support bolt, height
- Version : Adjustment: Via slots in screw-on plate
- Packing : Per Piece



ITEM NO.	CODE	A	B	C	D	E	F
S32.MJ18	F04.04.026	152mm	Ø8mm	10mm	68mm	54mm	12mm
S32.MJ25	F04.04.027	112mm	Ø12mm	11mm	68mm	54mm	20mm

GLASS CLIP

- Material : Zinc Alloy
- Glass Thickness : 8-10mm
- Finish : Chrome
- Packing : Per Piece



ZB33 Glass Clip for Wood ZB34 Single Side Glass Clip ZB35 Double Side Glass Clip

ITEM NO.	CODE
S32.ZB33.CH	F04.05.078
S32.ZB34.CH	F04.05.079
S32.ZB35.CH	F04.05.080

GLASS CLIP

- Material : Zinc Alloy
- Glass Thickness : 6-8mm
- Finish : Chrome, Nickel
- Packing : Per Piece



ZB72 Glass Clip for Wood ZB42 Single Side Glass Clip ZB73 Double Side Glass Clip

ITEM NO.	CODE	FINISH
S32.ZB72.CH	F04.05.082	Chrome
S32.ZB42.NK	F04.05.081	Nickel
S32.ZB73.NK	F04.05.083	Nickel

GLASS TO GLASS SHELF HOLDER

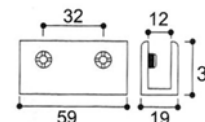
- Material : Zinc Alloy
- Glass Thickness : 6-10mm
- Finish : Nickel Plated
- Packing : Per Piece



ITEM NO.	CODE	DIMENSION
S32.GGS814	F12.04.002	20 x Ø21 x 4 x 5 x 16 x 11mm
S32.GGS812	F12.04.001	20 x Ø21 x 4 x 5 x 11 x 4mm

GLASS CLIP

- Material : GB Aluminum Alloy
- Finish : Chrome
- Packing : Per Piece



Note: Screw included

ITEM NO.	CODE	DIMENSION
S32.ZB01.CP	F13.01.006	59 x 30 x 19mm
S32.ZB02.CP	F13.01.007	30 x 28 x 20mm

GLASS CLIP

- Material : Zinc Alloy
- Glass Thickness : 8-10mm
- Finish : Satin Nickel
- Packing : Per Pair




Note: Screw included

ITEM NO.	CODE	L x W	PANEL THICKNESS
MX.B202.SN	F04.05.025	47 x 22mm	8-10mm
MX.B203.SN	F04.05.024	52 x 24mm	8-12mm

GLASS CLIP

- Material : Zinc Alloy
- Glass Thickness : 8-10mm
- Finish : Chrome Plated, Satin Nickel
- Packing : Per Pair



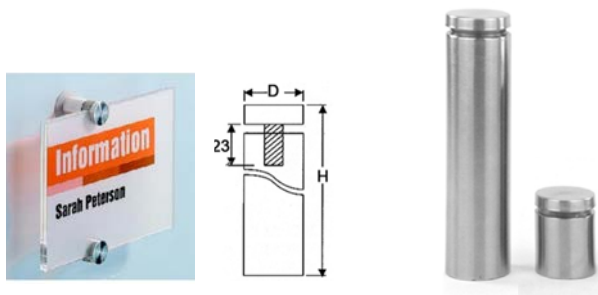
Note: Screw included

ITEM NO.	CODE	L x W x H	PANEL THICKNESS
ST1.GC830.CP	F04.05.026	33 x 14 x 16mm	6-8mm
ST1.GC830.SN	F04.05.027	33 x 14 x 16mm	6-8mm
ST1.GC1230.CP	F04.05.028	44 x 16 x 21mm	8-10mm
ST1.GC1230.SN	F04.05.029	50 x 18 x 23mm	8-12mm

SIGNAGE STANDOFF HOLDER

- Material : SUS201 Stainless Steel
- Finish : Stainless Steel
- Packing : Per Piece

SUS 201

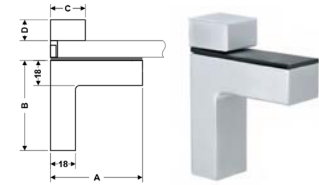


Note: Screw included

ITEM NO.	CODE	DIMENSION D x H
ST1.GSS12X20.SS	F04.06.001	Ø12 x 20mm
ST1.GSS12X25.SS	F04.06.002	Ø12 x 25mm
ST1.GSS19X30.SS	F04.06.003	Ø19 x 30mm
ST1.GSS19X50.SS	F04.06.004	Ø19 x 50mm
ST1.GSS25X30.SS	F04.06.005	Ø25 x 30mm
ST1.GSS25X50.SS	F04.06.006	Ø25 x 50mm
ST1.GSS25X80.SS	F04.06.007	Ø25 x 80mm
ST1.GSS25X100.	F04.06.008	Ø25 x 100mm

SHELF GRIP

- Material : Zinc Alloy
- Load Capacity : 10kg
- Finish : Satin Nickel
- Packing : Per Pair



Note: Screws included

ITEM NO.	CODE	A	B	C	D
S32.SG805.SN	F04.04.031	66mm	66mm	25mm	15mm

SHELF GRIP BRACKET

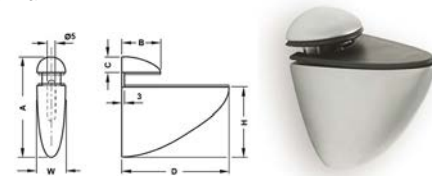
- Finish : Satin Nickel, Chrome
- Dimensions : W40 x D48 x H34mm (Large)
W21 x D38 x H27mm (Small)
- Packing : Per Pair



ITEM NO.	CODE	SIZE	A	B	C
S32.K601.CH	F04.04.012	Large	±55mm	23mm	16mm
S32.K601.SN	F04.04.015	Large	±55mm	23mm	16mm
S32.K602.CH	F04.04.013	Small	±49mm	22mm	16mm
S32.K602.SN	F04.04.016	Small	±49mm	22mm	16mm
S32.SG801L.PLNK	127.50.800	Large			
S32.SG802.CP	127.50.812	Large			

SHELF GRIP BRACKET

- Finish : Satin Nickel
- For Shelf Dimensions: 6-10mm
- Dimensions : W40 x D106 x H69mm (Large)
W29 x D55 x H45mm (Small)
- Packing : Per Pair

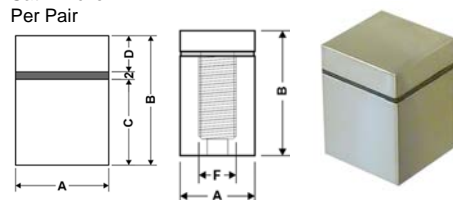


Note: Screws included

ITEM NO.	CODE	SIZE	A	B	C
S32.K603L.SN	F04.04.014	Large	±88mm	40mm	12mm
S32.K603S.SN	F04.04.017	Small	±55mm	21mm	7mm

SHELF GRIP BRACKET

- Material : Stainless Steel
- Panel Thickness : 8-20mm
- Finish : Satin Nickel
- Packing : Per Pair

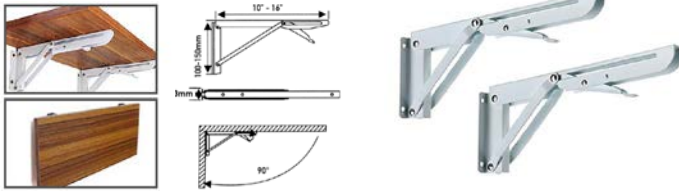


Note: Screws included

ITEM NO.	CODE	SIZE	A	B	C	D
S32.K613L.SN	F04.04.021	Large	39mm	55mm	38mm	15mm
S32.K613S.SN	F04.04.019	Small	30mm	42mm	31mm	9mm

FOLDING SHELF BRACKET

- Material : Iron
- Finish : White
- Sizes : 10", 12", 14", 16"
- Packing : Per Pair



Note: Screw included

ITEM NO.	CODE	LOAD CAPACITY	L x W x H
S32.FSB.10.WH	F04.04.007	60kg/pair	250 (10") x 43 x 100mm
S32.FSB.12.WH	F04.04.008	150kg/pair	300 (12") x 43 x 150mm
S32.FSB.14.WH	F04.04.009	200kg/pair	350 (14") x 43 x 150mm
S32.FSB.16.WH	F04.04.010	250kg/pair	400 (16") x 43 x 150mm

FOLDING SHELF BRACKET

- Material : Stainless Steel
- Finish : Stainless Steel
- Sizes : 10", 12", 14"
- Packing : Per Pair



Note: Screw included

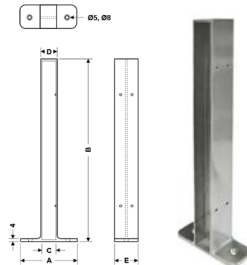
ITEM NO.	CODE	LOAD CAPACITY	L x W x H
S32.FSB.10.SS	F04.04.004	60kg/pair	240 (10") x 30 x 130mm
S32.FSB.12.SS	F04.04.005	150kg/pair	295 (12") x 30 x 130mm
S32.FSB.14.SS	F04.04.006	200kg/pair	340 (14") x 30 x 130mm

SHELF GRIP BRACKET

- Material : Stainless Steel
- Finish : Satin Nickel
- Panel Thickness : 18mm
- Packing : Per Pair



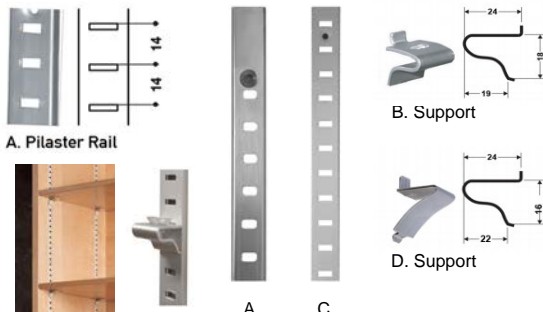
Note: Screws included



ITEM NO.	CODE	FINISH
S32.K608.SN	F04.04.011	18mm x 256mm

ALUMINUM PILASTER SHELF STRIP

- Material : Aluminum & Stainless Steel
- Thickness : 1.5mm



ITEM NO.	CODE	LENGTH	MATERIAL	PACKING
A. S32.AP24	F04.05.043	2400mm	Aluminum	per length
B. S32.AP30	F04.05.044		Aluminum	per piece
C. S32.SP18	F04.05.045	1800mm	Stainless Steel	per length
D. S32.SP30	F04.05.046		Stainless Steel	per piece

CABLE DISPLAY SYSTEM

- Material : Aluminum
- Color : Anodized Silver
- Packing : Per Piece



CDK3WW

Wall to Wall Cable Display System

Per Set: 2pcs. Wall Connector + 1 Cable (3M)



CDK4CF

Ceiling to Floor Cable for Display System

Per Set: 1pc. Ceiling Conn + 1pc. Floor Conn + 1 Cable (4M)



CDHD8
Horizontal Support Double



CDHS8
Horizontal Support Single



CDVD8
Vertical Support Double



CDHS8
Vertical Support Single

ITEM NO.	CODE	FINISH
S32.CDK3WW.SL	F04.05.072	1.5mm x 3000mm
S32.CDK3CF.SL	F04.05.073	1.5mm x 4000mm
S32.CDHD8.SL	F04.05.074	6-8mm
S32.CDHS8.SL	F04.05.075	6-8mm
S32.CDVD8.SL	F04.05.076	6-8mm
S32.CDVS8.SL	F04.05.077	6-8mm

CABLE DISPLAY SYSTEM

- Material : Alloy
- Color : Chrome Plated
- Packing : Per Piece



GF545
Floor Fixed Cylinder



GF544
Bored Hole Glass Support



GF321
Ceiling Mount Cylinder



GF320
Outside Glass Support



GF317
Bored Hole Wood Support



GF316
Floor Fixed Plate




GF312
Middle Glass Support



GF311.5
Wire Rope

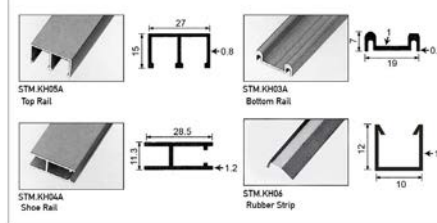
ITEM NO.	CODE
S32.GF545	F04.05.054
S32.GF544	F04.05.053
S32.GF321	F04.05.052
S32.GF320	F04.05.051
S32.GF317	F04.05.050
S32.GF316	F04.05.049
S32.GF312	F04.05.047
S32.GF311.5M	F04.05.048

1 GSD-RS2DA ROLLER SET FOR 2 DOORS



• Packing : per set

3 GSD-AR3A ALUMINUM RAIL

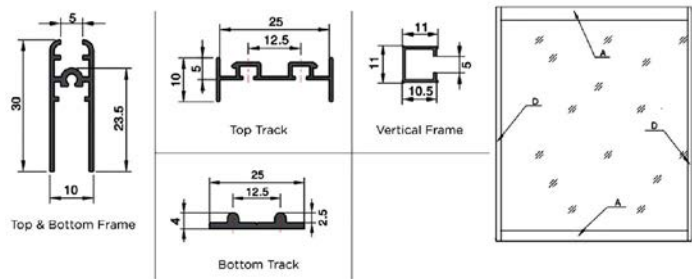


GSD.LK11
Ø18 x 22mm Cylinder

ITEM NO.	CODE	DESCRIPTION
STM.GSD.RS2DA	F15.03.012	Roller Set for 2 Doors
STM.GSD.AR3A.3M	F15.03.014	Aluminum Rail, 3 meters
S32.GSD.LK11	F15.03.019	Glass Push Lock, 5-6mm Glass Thickness

MINI GLASS DISPLAY SLIDING

- Material : Aluminum
- Length : 3000mm
- Weight Capacity : 15kgs
- Packing : Per Length



ITEM NO.	CODE	FINISH	DESCRIPTION
S32.GSM.TBF.3M.SL	F15.03.022	Silver	Top & Bottom Frame
S32.GSM.TT.3M.SL	F15.03.026	Silver	Top Track
S32.GSM.BT.3M.SL	F15.03.028	Silver	Bottom Track
S32.GSM.VF.3M.SL	F15.03.024	Silver	Vertical Frame
S32.GSM.TBF.3M.BLK	F15.03.021	Black	Top & Bottom Frame
S32.GSM.TT.3M.BLK	F15.03.025	Black	Top Track
S32.GSM.BT.3M.BLK	F15.03.027	Black	Bottom Track
S32.GSM.VF.3M.BLK	F15.03.023	Black	Vertical Frame
S32.GSM.RS1.GRN	F15.03.020		Roller Set for 1 Door

CONCEALED HINGE, SOFT CLOSE

- Material : Stainless Steel SUS304
- Depth of the Cup : 11.3mm
- Door Drilling Distance (K) : 3 to 7mm
- Door Thickness : 15-22mm
- Mounting Plate : 4 holes
- Packing (Screws Included) : Per Pack (2pcs.)

• Passed 100,000 cycles



FULL

HALF

INSET

ITEM NO.	CODE
----------	------

S32.FR92.#0.PCK F03.04.007

S32.FR92.#8.PCK F03.04.008

S32.FR92.#15.PCK F03.04.009

H=15+K-D

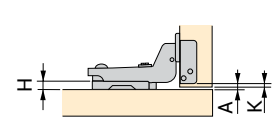
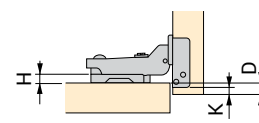
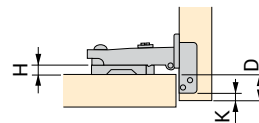
D	3	4	5	6	7
0	18	19	20	21	22
2	16	17	18	19	20
4					

H=7+K-D

D	3	4	5	6	7
0	10	11	12	13	14
2	8	9	10	11	12
4					

H=5+K+A

A	3	4	5	6	7
0	2	1	0	-1	-2

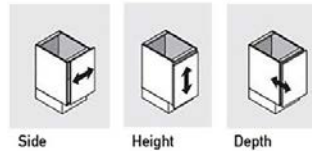


3D CONCEALED HINGE, SOFT CLOSE

- Material : Steel
- Depth of the Cup : 11.3mm
- Door Drilling Distance (K) : 3 to 7mm
- Door Thickness : 15-22mm
- Mounting Plate : 4 holes
- Packing (Screws Included) : Per Pack (2pcs.)

• Passed 80,000 cycles

EASY THREE-DIMENSIONAL ADJUSTMENT



FULL

HALF

INSET

ITEM NO.	CODE
----------	------

S32.FR50.0.PCK F03.03.032

S32.FR50.8.PCK F03.03.033

S32.FR50.15.PCK F03.03.034

H=15+K-D

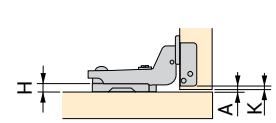
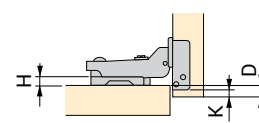
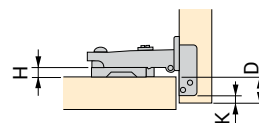
D	3	4	5	6	7
0	18	19	20	21	22
2	16	17	18	19	20
4					

H=7+K-D

D	3	4	5	6	7
0	10	11	12	13	14
2	8	9	10	11	12
4					

H=5+K+A

A	3	4	5	6	7
0	2	1	0	-1	-2



CONCEALED HINGE, SOFT CLOSE 165°

- Material : Steel
- Depth of the Cup : 11.5mm
- Door Drilling Distance (K) : 3 to 7mm
- Door Thickness : 14-26mm
- Mounting Plate : 4 holes
- Packing : Per Piece



FULL

HALF

INSET

ITEM NO.	CODE
----------	------

BSR.FR165.0 F03.03.012

BSR.FR165.8 F03.03.013

BSR.FR165.15 F03.03.014

H=15+K-D

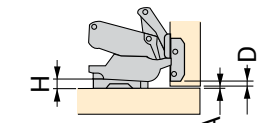
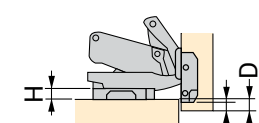
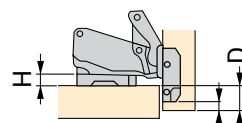
D	3	4	5	6	7
0	18	19	20	21	22
2	16	17	18	19	20
4					

H=7+K-D

D	3	4	5	6	7
0	10	11	12	13	14
2	8	9	10	11	12
4					

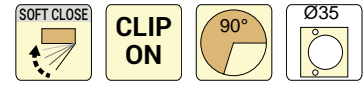
H=5+K+A

A	3	4	5	6	7
0	2	1	0	-1	-2

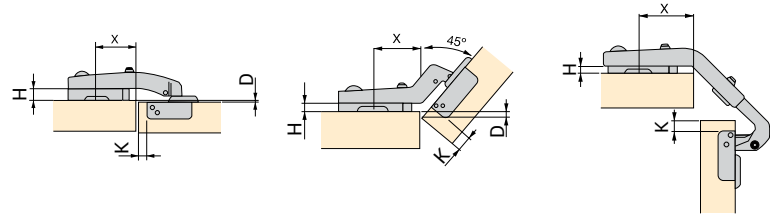


CONCEALED HINGE W/ ANGLED ARM, SOFT CLOSE

- Material : Steel
- Depth of the Cup : 11.5mm
- Door Drilling Distance (K) : 3 to 7mm
- Door Thickness : 14-22mm
- Mounting Plate : 4 holes
- Packing (Screws Included) : Per Piece



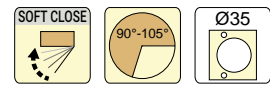
for BLIND CORNER CABINET for 45° ANGLED CABINET for 135° BIFOLD CORNER CABINET



ITEM NO.	CODE
BSR.FR94.90	F03.03.010
BSR.FR45.45	F03.03.011

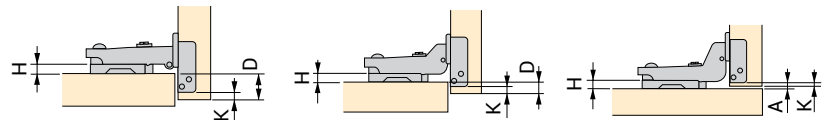
CONCEALED HINGE, SOFT CLOSE

- Material : Zinc Alloy
- Depth of the Cup : 11.5mm
- Door Drilling Distance (K) : 3 to 7mm
- Door Thickness : 16-18mm
- Mounting Plate : 4 holes
- Packing : Per piece



FULL HALF INSET

H=15+K-D		H=7+K-D		H=5+K+A	
D	3 4 5 6 7	D	3 4 5 6 7	A	3 4 5 6 7
0	18 19 20 21 22	0	10 11 12 13 14	0	2 1 0 -1 -2
2	16 17 18 19 20	2	8 9 10 11 12		
4		4			



CONCEALED HINGE, SOFT CLOSE

- Material : Steel
- Depth of the Cup : 11.5mm
- Door Drilling Distance (K) : 3 to 7mm
- Door Thickness : 14-22mm
- Mounting Plate : 4 holes
- Packing (Screws Included) : Per Pack (2pcs.)

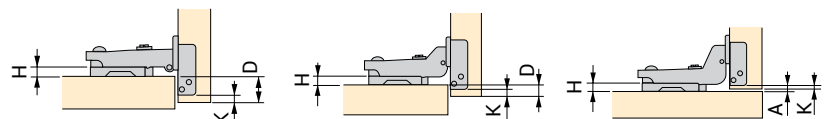
•Passed 50,000 cycles



FULL HALF INSET

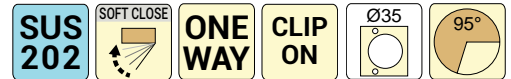
ITEM NO.	CODE
S32.FR74.0.PCK	F03.06.006
S32.FR74.8.PCK	F03.06.007
S32.FR74.15.PCK	F03.06.008

H=15+K-D		H=7+K-D		H=5+K+A	
D	3 4 5 6 7	D	3 4 5 6 7	A	3 4 5 6 7
0	18 19 20 21 22	0	10 11 12 13 14	0	2 1 0 -1 -2
2	16 17 18 19 20	2	8 9 10 11 12		
4		4			

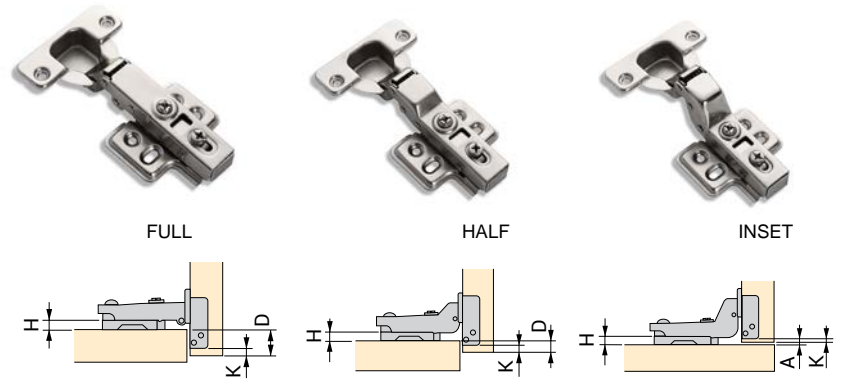
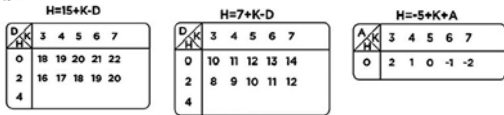


CONCEALED HINGE, SOFT CLOSE

- Material : Stainless Steel
- Door Thickness : 15-22mm
- Mounting Plate : 4 holes
- Packing (Screws Included) : Per Pack (2pcs.)



ITEM NO.	CODE
ST1.FR27.0.PCK	F03.03.047
ST1.FR27.8.PCK	F03.03.048
ST1.FR27.15.PCK	F03.03.049

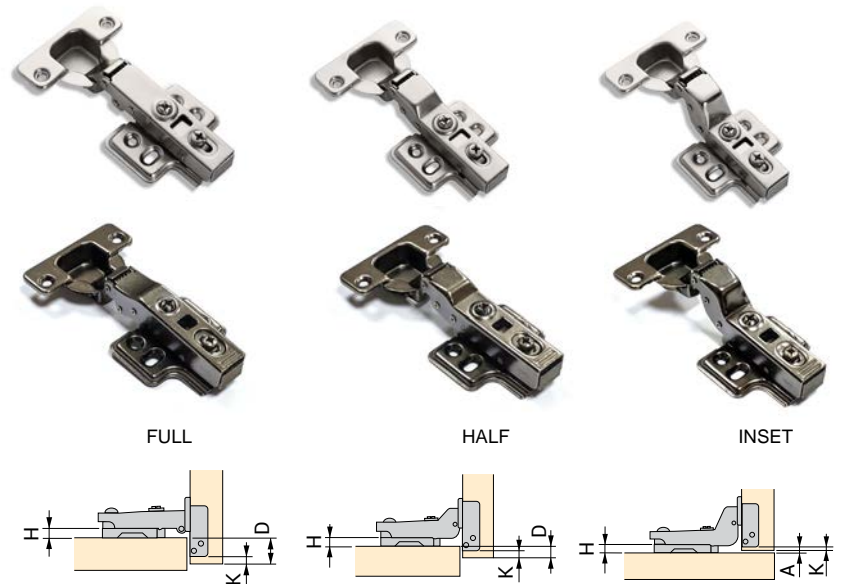


CONCEALED HINGE, SOFT CLOSE

- Material : Steel
- Door Thickness : 15-22mm
- Mounting Plate : 4 holes
- Packing (Screws Included) : Per Pack (2pcs.)



ITEM NO.	CODE	FINISH
ST1.FR24V.0.PCK	F03.03.038	Nickel
ST1.FR24.0.PCK	F03.03.041	Nickel
ST1.FR24V.8.PCK	F03.03.039	Nickel
ST1.FR24.8.PCK	F03.03.042	Nickel
ST1.FR24V.15.PCK	F03.03.040	Nickel
ST1.FR24.15.PCK	F03.03.043	Nickel
ST1.FR24.0.BLK	F03.03.055	GS Black
ST1.FR24.15.BLK	F03.03.056	GS Black
ST1.FR24.8.BLK	F03.03.057	GS Black



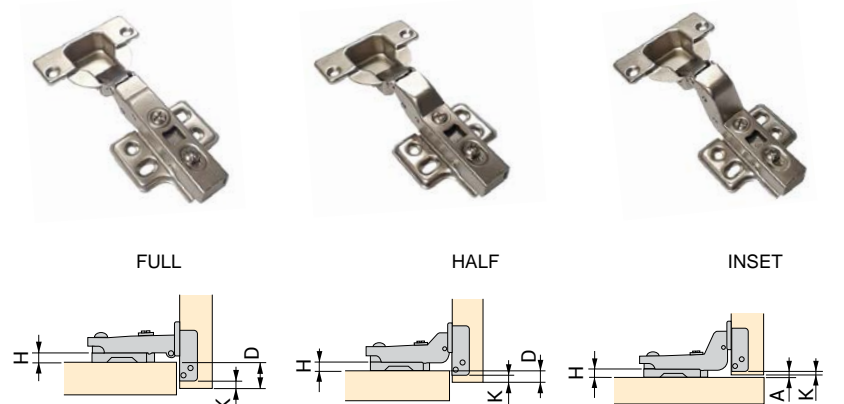
GS Black - Gun Smoke Black

CONCEALED THICK DOOR HINGE, SOFT CLOSE

- Material : Steel
- Depth of the Cup : 13.5mm
- Door Drilling Distance (K) : 3 to 7mm
- Door Thickness : 18-30mm
- Mounting Plate : 4 holes
- Packing : Per Piece
- Passed 100,000 cycles



ITEM NO.	CODE
BSR.FR640.0	F03.03.001
BSR.FR640.8	F03.03.002
BSR.FR640.15	F03.03.003



CONCEALED HINGE

- Material : Steel
- Depth of the Cup : 11.3mm
- Door Drilling Distance (K) : 3 to 7mm
- Door Thickness : 16-22mm
- Mounting Plate : 4 holes
- Packing (Screws Included) : Per Pack (2pcs.)



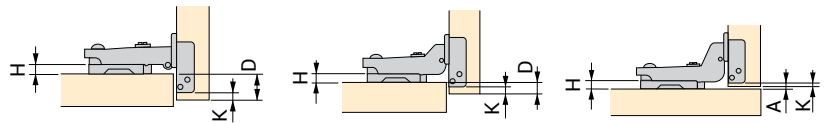
FULL

HALF

INSET

ITEM NO.	CODE
S32.SH84.0.PCK	F03.01.021
S32.SH84.8.PCK	F03.01.022
S32.SH84.15.PCK	F03.01.023

H=15+K-D		H=7+K-D		H=5+K+A	
0	3 4 5 6 7	0	3 4 5 6 7	0	3 4 5 6 7
1	18 19 20 21 22	1	10 11 12 13 14	1	2 1 0 -1 -2
2	16 17 18 19 20	2	8 9 10 11 12		
4		4			



CONCEALED HINGE 165°

- Material : Steel
- Depth of the Cup : 11.3mm
- Door Drilling Distance (K) : 3 to 7mm
- Door Thickness : 14-26mm
- Mounting Plate : 4 holes
- Packing : Per piece

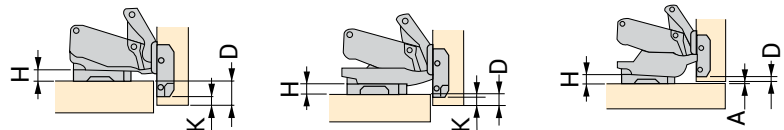


FULL

HALF

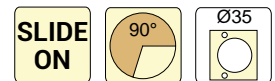
INSET

ITEM NO.	CODE
S32.SH165.0	F03.01.013
S32.SH165.8	F03.01.014
S32.SH165.15	F03.01.015



SPECIAL ANGLE HINGE 45°, 90°, 135°

- Material : Zinc Alloy
- Opening Degree : 90°
- Depth of the hinge cup : 11.3mm
- Diameter of hinge cup : 35mm
- Dimension : 4-7mm
- Door Thickness : 14-24mm
- Packing (Screws Included) : Per Pack



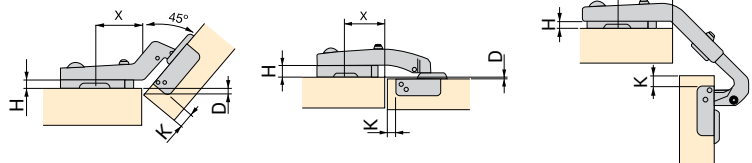
.45

.90

.135

ITEM NO.	CODE
S32.R180.45.PCK	F03.01.034
S32.R180.90.PCK	F03.01.033
S32.R180.135.PCK	F03.01.035

H=15+K-D		H=7+K-D		H=5+K+A	
0	3 4 5 6 7	0	3 4 5 6 7	0	3 4 5 6 7
1	18 19 20 21 22	1	10 11 12 13 14	1	2 1 0 -1 -2
2	16 17 18 19 20	2	8 9 10 11 12		
4		4			



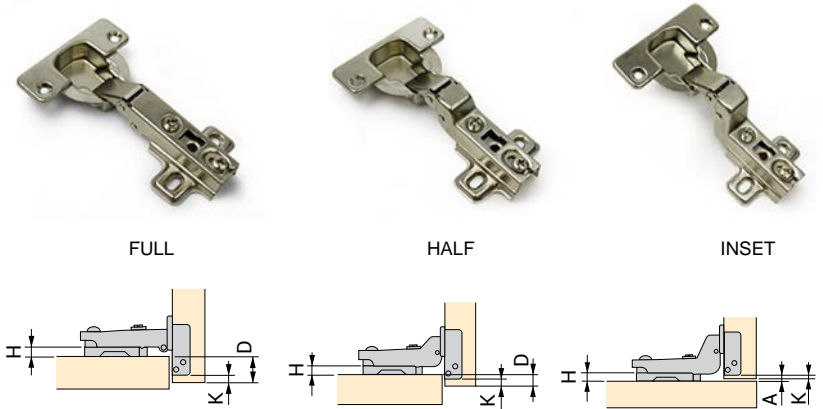
CONCEALED THICK DOOR HINGE

- Material : Steel
- Depth of the Cup : 13.2mm
- Door Drilling Distance (K) : 3 to 7mm
- Door Thickness : 16-32mm
- Mounting Plate : 2 holes
- Packing (Screws Included) : Per Pack (2pcs.)



ITEM NO.	CODE
S32.R642A.0.PCK	F03.01.029
S32.R642B.8.PCK	F03.01.030
S32.R642C.15.	F03.01.031

H=15+K-D		H=7+K-D		H=5+K+A	
D	3 4 5 6 7	D	3 4 5 6 7	A	3 4 5 6 7
0	18 19 20 21 22	0	10 11 12 13 14	0	2 1 0 -1 -2
2	16 17 18 19 20	2	8 9 10 11 12		
4		4			



CONCEALED HINGE (UNSPRUNG)

- Material : Steel
- Depth of the Cup : 11.3mm
- Door Drilling Distance (K) : 3 to 7mm
- Door Thickness : 16-22mm
- Mounting Plate : 2 holes
- Sold : Per piece
- Packing (Screws Included) : Per Pack (2pcs.)



ITEM NO.	CODE
S32.UH50C.0	F03.10.034
S32.UH50C.8	F03.10.035



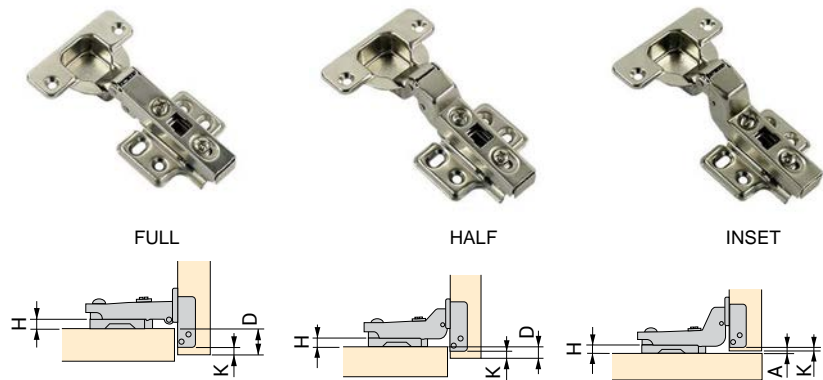
CONCEALED HINGE (PUSH OPEN)

- Material : Steel
- Depth of the Cup : 11.3mm
- Door Drilling Distance (K) : 3 to 7mm
- Door Thickness : 16-22mm
- Mounting Plate : 4 holes
- Sold : Per piece
- Packing (Screws Included) : Per Pack (2pcs.)



ITEM NO.	CODE
S32.PH85C.0	F03.10.011
S32.PH85C.8	F03.10.012
S32.PH85C.15	F03.10.013

H=15+K-D		H=7+K-D		H=5+K+A	
D	3 4 5 6 7	D	3 4 5 6 7	A	3 4 5 6 7
0	18 19 20 21 22	0	10 11 12 13 14	0	2 1 0 -1 -2
2	16 17 18 19 20	2	8 9 10 11 12		
4		4			



CONCEALED HINGE (PUSH OPEN)

- Material : Steel
- Depth of the Cup : 11.3mm
- Door Drilling Distance (K) : 3 to 7mm
- Door Thickness : 16-21mm
- Mounting Plate : 4 holes
- Sold : Per piece
- Packing (Screws Included) : Per Pack (2pcs.)



COMBINED WITH
PUSH TO OPEN MECH-
Option: PL05



ITEM NO.	CODE
S32.PH84.0	F03.10.014
S32.PH84.8	F03.10.015
S32.PH84.15	F03.10.016

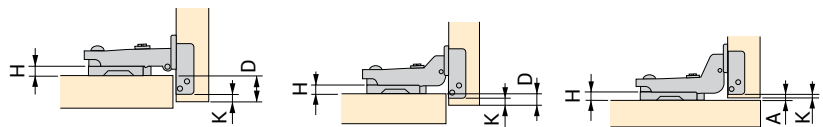


FULL

HALF

INSET

H=15+K-D		H=7+K-D		H=5+K+A	
D	3 4 5 6 7	D	3 4 5 6 7	A	3 4 5 6 7
0	18 19 20 21 22	0	10 11 12 13 14	0	2 1 0 -1 -2
2	16 17 18 19 20	2	8 9 10 11 12		
4		4			

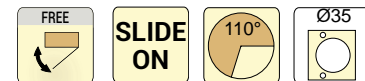


CONCEALED HINGE (UNSPRUNG)

- Material : Steel
- Depth of the Cup : 11.3mm
- Door Drilling Distance (K) : 3 to 7mm
- Door Thickness : 14-22mm
- Mounting Plate : 4 holes
- Sold : Per piece
- Packing (Screws Included) : Per Pack (2pcs.)



COMBINED WITH
PUSH TO OPEN MECH-
Option: PL37H1



ITEM NO.	CODE
S32.UH84.0	F03.10.001
S32.UH84.8	F03.10.002
S32.UH84.15	F03.10.003

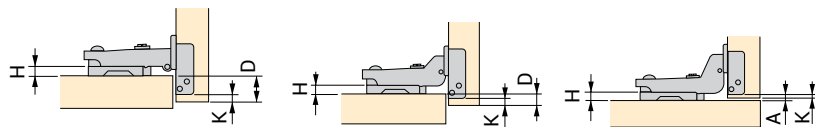


FULL

HALF

INSET

H=15+K-D		H=7+K-D		H=5+K+A	
D	3 4 5 6 7	D	3 4 5 6 7	A	3 4 5 6 7
0	18 19 20 21 22	0	10 11 12 13 14	0	2 1 0 -1 -2
2	16 17 18 19 20	2	8 9 10 11 12		
4		4			

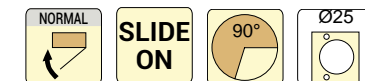


GLASS HINGE

- Material : Steel
- Depth of the Cup : 11mm
- Door Drilling Distance (K) : 3 to 7mm
- Glass Thickness : 6mm
- Mounting Plate : 2 holes
- Packing (Screws Included) : Per Pack (2pcs.)



COMBINED WITH
PUSH TO OPEN MECH-
Option: PL37G



ITEM NO.	CODE
S32.SH26.0.PCK	F03.01.026
S32.SH26.8.PCK	F03.01.027
S32.SH26.15.PCK	F03.01.028



FULL

HALF

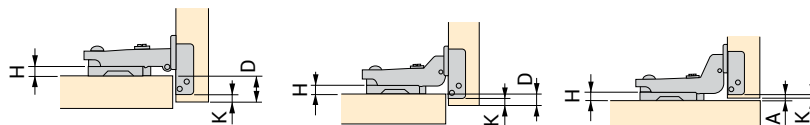
INSET

COVER CAP, Ø33mm ROUND

ITEM NO.	CODE
S32.SH26R.CP.PCK	F03.01.036



H=15+K-D		H=7+K-D		H=5+K+A	
D	3 4 5 6 7	D	3 4 5 6 7	A	3 4 5 6 7
0	18 19 20 21 22	0	10 11 12 13 14	0	2 1 0 -1 -2
2	16 17 18 19 20	2	8 9 10 11 12		
4		4			

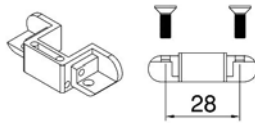



SOFT CLOSE CONCEALED HINGE FOR PROFILE 8660/8661

- Material : Steel
- Finish : Gunmetal Gray
- Door Thickness : 16-22mm
- Mounting Plate : 4 holes
- Sold : Per piece
- Packing (Screws Included) : Per Pack (2pcs.)

Note: This is specialized hinge for profiles 8660 and 8661

ITEM NO.	CODE
S32.FR86.0	F03.03.026
S32.FR86.8	F03.03.027
S32.FR86.15	F03.03.028



ALUMINUM PROFILE
8660/8661



FULL

HALF

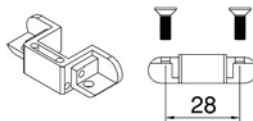
INSET

SISTEMA FR86.165.0 SOFT CLOSE 165 DEG HINGE FOR PROFILE 8660/8661

- Material : Steel
- Finish : Gunmetal Gray
- Door Thickness : 19-23mm
- Mounting Plate : 4 holes
- Packing (Screws Included) : Per Piece

Note: This is specialized hinge for profiles 8660 and 8661

ITEM NO.	CODE
S32.FR86.165.0	F03.03.058



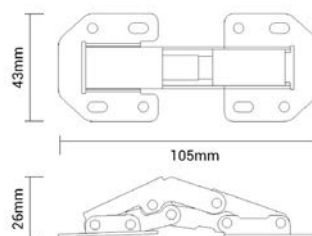
ALUMINUM PROFILE
8660/8661



EASY MOUNT CONCEALED HINGE

- Material : Steel, Nickel Plated
- Door Thickness : 14-21mm
- Mounting Plate : 4 holes
- Packing (Screws Included) : Per Piece

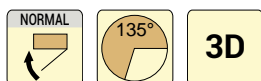
ITEM NO.	CODE
ST1.EM90.NP	F03.01.018
ST1.EM90SC.NP	F03.01.017



EM90SC

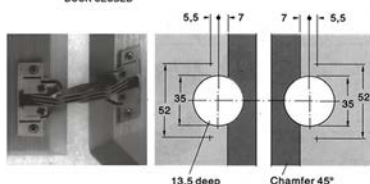
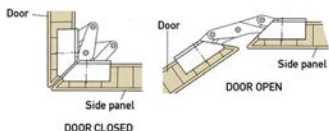
EM90

CONCEALED MITER HINGE 135°



- Material : Steel
- Application : for cabinet doors opening at 45° or 45° angle cabinet doors
- Chamfer : 45°
- Door Thickness : 16-22mm
- Packing : Per piece (Screws Included)

Note: Combined with Flap and Lid Stay

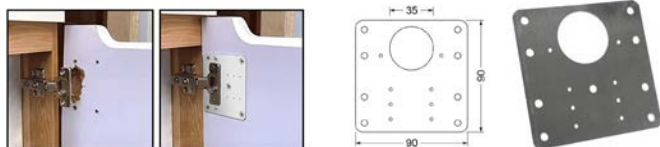


ITEM NO.	CODE
S32.C119.SN	F03.01.016

HINGE RECOVERY PLATE

- Material : Stainless Steel
- Finish : Satin Stainless Steel
- Packing : Per Piece

Note: Screws included



ITEM NO.	CODE	DIMENSION
S32.HRP35.SS	F03.01.020	90 x 90mm

CONCEALED HINGE JIG TEMPLATE

- Material : Plastic
- Finish : Blue
- Description : Drilling jig for 35mm concealed hinges
- Packing : Per Piece

ITEM NO.	CODE
S32.CHT35A	F04.01.041




CONCEALED HINGE HOLE PUNCHER JIG


- Material : Aluminum
- Finish : Red
- Cup Hole : Ø 35mm
- Packing : Per Set



- Precise reference scales and adjustable construction allow you to punch holes accurately and flexibly.
- Made of aluminum alloy, precision manufacturing, accurate positioning, convenient operation. It has a long service life.
- 35mm Metal bushings accurate alignment when drilling hole, easy to adjusting drilling height and hole depth.
- Efficient and convenient carpenter tools for drawers, doors, cabinets, wardrobes, cabinets, etc.
- Works with 3mm, 4mm, 5mm, 6mm hinge offsets.
- 35MM hinge hole, small drill bit positioning hole.
- Equipped with a limit ring, the drilling depth can be adjusted.
- Equipped with universal clamp, stable and strong clamping.
- It can fix and punch accurately, prevents injury during operation, and improve accuracy.



Adjustable Margin



ITEM NO.	CODE	DESCRIPTION (S)
S32.CHJ45	F02.03.062	45mm Screw Hole Distance
S32.CHJ48	F02.03.063	48mm Screw Hole Distance

CONCEALED HINGE JIG TEMPLATE

- Material : Plastic
- Finish : Red
- Cup Hole : Ø 35mm
- Packing : Per Set

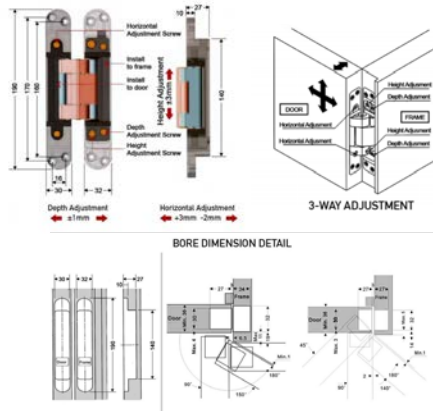


- Concealed Hinge Jig easily and accurate drill the new holes with minimal effort, Perfect for any handyman who needs to do cabinet hinges.
- Adjustable dials adjust hinge offset. Come with adjustable dials design, limited to 3, 4, 5, and 6 millimeters to adjust the distance between the hole and the plate. Make drilling holes of cabinet hinges easy and accurate.
- No breakout or chips. Sharp drill bit drill the new holes with minimal effort and no breakout or chips.
- Multipurpose cabinet jig. This hinge hole drill guide is suitable or 35mm hinges and also available with 26mm hinges.

ITEM NO.	CODE
S32.CHT35B	F02.03.064

INVISIBLE HINGE W/ 3-WAY ADJUSTMENT FUNCTION

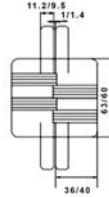
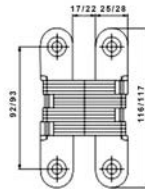
- Material : SUS304 Stianless Steel Die Cast
- Finish : MSL
- Panel Thickness : Min. 36mm
- Door Weight : Max. 60kg (132lbs) 2pcs.
- Max. Door Size : Height 2400mm*Width 900mm
- Packing (Screws Included) : Per Piece



ITEM NO.	CODE
S32.C211.SSS	A02.01.002

INVISIBLE HINGE

- Material : SUS304 Stianless Steel Die Cast
- Finish : Satin Stainless Steel
- Description : Fire Rated for 20 minutes
- Panel Thickness : 35-45mm
- Application : for Wood and Metal
- Packing : Per Piece



Note: for Special Project Use

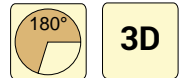
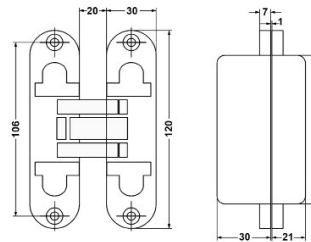
ITEM NO.	CODE	DIMENSION
BSR.IH218F.SSS	F03.08.025	25 x 116mm
BSR.IH318F.SSS	F03.08.026	28 x 117mm

IH218F

IH318F

INVISIBLE HINGE WITH 3D ADJUSTMENT

- Material : Zinc Alloy + Aluminum core
- Finish : Satin Chrome
- Adjustable Range : up & down ± 3 mm
left & right ± 1 mm
front & back ± 1 mm
- Feature : bearing weight 60kgs/3pcs
- Panel Thickness : 40-50mm
- Door Width : 1000mm
- Packing : Per Piece

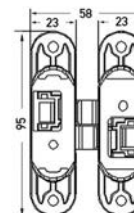
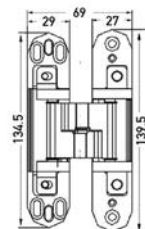


Suggested 4pcs/door if door height is more than 2100mm

ITEM NO.	CODE	OPENING	DIMENSION
BSR.IH004.SC	F03.08.029	Left / Right	30 x 12mm

3D INVISIBLE HINGE W/ COVER PLATE

- Material : Zinc Alloy
- Finish : Pearl Chrome
- Adjustable Range : up & down ± 3 mm
front & back ± 1 mm
- Weight Capacity : 60kgs/3pcs
- Panel Thickness : 40-50mm
- Door Width : 1000mm
- Packing : Per Piece



Suggested 4pcs/door if door height is more than 2100mm

ITEM NO.	CODE	DIMENSION
BSR.IH005.PC	F03.08.027	29 x 135mm
BSR.IH003L.SN	F03.08.021	23 x 95mm
BSR.IH003R.SN	F03.08.022	23 x 95mm

IH005

IH003

INVISIBLE HINGE

- Material : Zinc Alloy, Steel, Nylon Washer
- Finish : Satin Nickel, Satin Brass
- Application : for Wood and Metal
- Packing (Screws Included) : Per Piece

- Door Thickness
- IH203-IH204 : 18-25mm
 - IH208-IH208 : 20-35mm
 - IH212 : 28-40mm
 - IH216 : 35-45mm
 - IH218 : 45-50mm
 - IH220 : 50-60mm

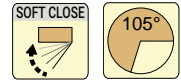


ITEM NO.	CODE	A	B	C	D	E	F	G	H	DOOR CAPACITY
BSR.IH203.SN	F03.08.017	13	45	8	18	0.8	18	5	31	5kgs
BSR.IH204.SN	F03.08.016	12	60	9	30	0.8	18	6	46	10kgs
BSR.IH208.SN	F03.08.013	16	70	10	34	0.8	23	7	51	15kgs
BSR.IH212.SN	F03.08.012	18	95	13	51	1.2	26	9	74	25kgs
BSR.IH216.SN	F03.08.011	24	117	17	64	1.6	36	11	91	30kgs
BSR.IH218.SN	F03.08.018	27	117	22	61	1.4	41	9	93/87	40kgs
BSR.IH220.SN	F03.08.020	34	140	28	74	1.6	50	11	114/105	50kgs
BSR.IH204.SB	F03.08.006	12	60	9	30	0.8	18	6	46	10kgs
BSR.IH208.SB	F03.08.005	16	70	10	34	0.8	26	7	51	15kgs
BSR.IH212.SB	F03.08.004	18	95	13	51	1.2	26	9	74	25kgs



SISTEMA FR52 AIR-HINGE

- Material : Steel
- Finish : Gunmetal Gray
- Door Thickness : Min. 18mm
- Max Door Weight : 20kg.
- Max Door Dimension : 600 x 2100mm
- Depth of the Cup : 16.5mm
- Packing : Per Pair (Screws and Brackets Included)



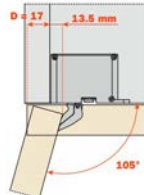
Note: This is specialized hinge for profiles 8665 and 8666

ITEM NO.	CODE
S32.FR52.GM	F03.06.009

	T=	18	20	22	24	26	28	30	32
K=4	A=	0	0.2	0.4	0.8	1.3	3.9	6.5	9.0
K=5	A=	0	0.2	0.4	0.8	1.3	2.9	5.5	8.0
K=6	A=	0	0.2	0.4	0.8	1.2	1.9	4.5	7.0

L = 2.5 mm
Possible drilling distance on the door (K): from 4 to 6 mm for wooden doors.
Fixed K = 4 mm for aluminium-framed doors.

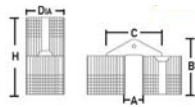
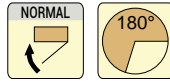
105° Door Opening



Projection of the door from the cabinet side at the max. opening. The figures are based on K value = 4 and door overlay = 17 mm.

BARREL INVISIBLE HINGE

- Material : Brass
- Packing : Per Piece



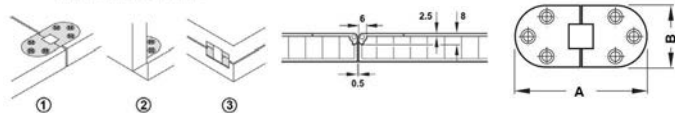
ITEM NO.	CODE	DIA	H	C	D	E
S32.BCH10.BR	F03.08.001	Ø10	22.5	5.0	15.6	17
S32.BCH12.BR	F03.08.002	Ø12	27.0	6.2	18.9	19.7
S32.BCH14.BR	F03.08.003	Ø14	30.0	21.6	22.8	22.8

SEWING MACHINE HINGE

- Material : Brass
- Finish : Polished Brass, Satin Brass
- Description : Recess mounting & Sewing machine table
- Packing : Per Pair



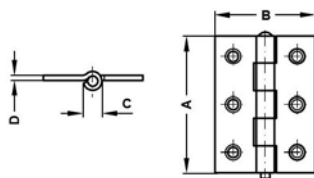
INSTALLATION DIAGRAM



ITEM NO.	CODE	A x B
S32.FT124.PB	F03.09.006	71 x 30mm
S32.FT124.SB	F03.09.007	71 x 30mm

BUTT HINGE

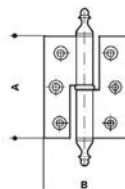
- Material : Brass
- Finish : Polished Brass, Satin Brass
- Packing (Screws Included) : Per Pair



ITEM NO.	CODE	A x B x C x D
S32.BH138.PB	F03.09.017	63 x 34 x 5 x 1.5mm
S32.BH138.SB	F03.09.018	63 x 34 x 5 x 1.5mm

ANTIQUE STYLE

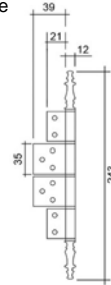
- Material : Brass
- Finish : Antique Brass
- Thickness : 1.5mm
- Opening : Left or Right mounting
- Packing (Screws not Included) : Per Piece



ITEM NO.	CODE	A x B
S32.BH50AL.ABR	F03.09.010	50 x 38mm
S32.BH50AR.ABR	F03.09.011	50 x 38mm

KNIGHT HINGE

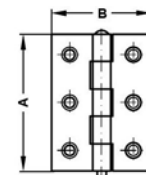
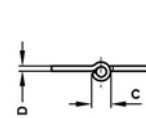
- Material : Steel
- Finish : Antique Brass
- Packing (Screws not Included) : Per Piece



ITEM NO.	CODE
S32.DH006S.ABR	F03.09.012

BUTT HINGE W/ NYLON RING

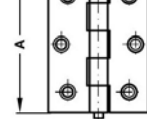
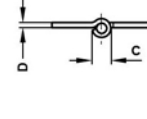
- Material : Stainless Steel
- Finish : Satin Stainless Steel
- Packing (Screws not Included) : Per Pair



ITEM NO.	CODE	A x B x C x D
S32.BH3175.SS	F03.09.019	75 x 45 x 6 x 1.1mm

BUTT HINGE

- Material : Stainless Steel
- Finish : Satin Stainless Steel
- Packing (Screws not Included) : Per Pair



ITEM NO.	CODE	A x B x C x D
MX.BH1.1/2.SSS	F03.09.013	38 x 30 x 5 x 1mm
MX.BH2.0.SSS	F03.09.014	50 x 37 x 5.5 x 1mm
MX.BH2.1/2.SSS	F03.09.015	63 x 42 x 6 x 1.2mm
MX.BH3.0.SSS	F03.09.016	76 x 49 x 7 x 1.3mm

PIANO HINGE

- Material : Stainless Steel
- Packing (Screws not Included) : Per Piece



ITEM NO.	CODE	A x B
ST1.FT122.SS	F03.09.004	1800mm x 1 1/4"
ST1.FT123.SS	F03.09.005	1800mm x 1 1/2"

ELECTRONIC BIFOLD LIFT-UP FITTING

- Material : ABS/Steel
- Finish : Dark Gray
- Description : Intelligent Lifting System
Anti-Pinch Function
Remote Controlled up to 5 meters
Open/Close Door Manually
- Dimension : 540 x 155 x 68mm
- Power : 24V 85W AC/DC Adapter
- Cabinet Height : 600-740mm
- Door Width : 300-1000mm
- Packing : Per Piece



ITEM NO.	CODE
S32.E70	F03.02.003

ELECTRONIC FLAP LIFT-UP FITTING

- Material : ABS/Steel
- Finish : Dark Gray
- Description : Intelligent Lifting System
Anti-Pinch Function
Remote Controlled up to 5 meters
Open/Close Door Manually
- Dimension : 490 x 155 x 70mm
- Power : 24V 85W AC/DC Adapter
- Cabinet Height : 350-500mm
- Door Width : 300-1000mm
- Packing : Per Piece



ITEM NO.	CODE
S32.E50	F03.02.004

FREE FLAP LIFT FITTING

- Material : Aluminum, Plastic
- Finish : White
- Door Weight : 5-6 kgs
- Cabinet Height : 250-500mm
- Door Width : 1200mm
- Application : Side Panel
- Packing : Per Piece

Free stop function when opening angle more than 30° and has soft closing function when closing angle under 30° because of its interior damper.

Compact structure higher space utilization

Easy to open, Force adjustable, Easy assembly and adjustment



Note: Mounting accessories included

ITEM NO.	CODE	MOUNTING
S32.LS50R	F03.07.025	Right
S32.LS50L	F03.07.026	Left

BI-FOLD LIFT UP

- Material : Aluminum
- Finish : Gray
- Door Weight : 6.1-7kgs
- Cabinet Height : 650-900mm
- Door Width : 600-900mm
- Application : Side Panel
- Packing : Per Set

Silent and effortless closing
Easy to open
Stop at any opening position
Provides excellent access to the cabinet interior
Door handle can be installed in ideal position
Easy to assemble and adjust
Stability even with wide fronts
Excellent durability
No protruding parts
Huge application variety



Note: Mounting accessories included

ITEM	CODE
S32.LS70	F03.07.033

FREE FLAP LIFT FITTINGS

- Material : Nickel, Plastic
- Finish : Gray
- Door Weight : 3.9-4.8 kgs
- Cabinet Height : 250-500mm
- Door Width : 600-900mm
- Application : Suitable for Wood and Aluminum Doors
- Packing : Per Pair



Note: Screws included

ITEM NO.	CODE
S32.LS60.L/R	F03.07.030

FREE COMPACT STAY LIFT FITTING

- Material : Iron, Plastic
- Finish : Nickel/Chrome
- Door Weight : 2-4 kgs
- Cabinet Height : 350-450mm
- Door Width : 500-700mm
- Packing : Per Piece



Note: Use Unsprung Hinge

ITEM NO.	CODE
S32.LS30	F03.02.002

GAS SPRING, SOFT CLOSE



- Material : Aluminum + ABS
- Finish : Gray
- Mounting : Left/Right
- Length : 299mm
- Application : for Wood Cabinet, Side Panel
- Packing : Per Piece



Note: Screws included

ITEM NO.	CODE	CAPACITY	LOAD FORCES
S32.K630SC.80N.GRY	F03.07.019	8kg	80N
S32.K630SC.100N.GRY	F03.07.020	10kg	100N
S32.K630SC.120N.GRY	F03.07.021	12kg	120N

FREE STOP GAS SPRING WITH COVER

- Material : Aluminum + ABS
- Finish : Gray
- Mounting : Left/Right
- Length : 272mm
- Application : for Wood Cabinet, Side Panel
- Packing : Per Piece



Note: Screws included

ITEM NO.	CODE	CAPACITY	LOAD FORCE	FINISH
S32.K648FS.80N.GRY	F03.07.013	8kg	80N	Gray
S32.K648FS.100N.GRY	F03.07.014	10kg	100N	Gray
S32.K648FS.120N.GRY	F03.07.015	12kg	120N	Gray
S32.K648FS.80N.WH	F03.07.016	8kg	80N	White
S32.K648FS.100N.WH	F03.07.017	10kg	100N	White
S32.K648FS.120N.WH	F03.07.018	12kg	120N	White

GAS SPRING WITH COVER

- Material : Aluminum + ABS
- Finish : White
- Mounting : Left/Right
- Length : 272mm
- Application : for Wood Cabinet, Side Panel
- Packing : Per Piece



Note: Screws included

ITEM NO.	CODE	CAPACITY	LOAD FORCE	FINISH
S32.K638.80N.WH	F03.07.011	8kg	80N	White
S32.K638.100N.WH	F03.07.012	10kg	100N	White

GAS SPRING

- Material : Aluminum + ABS
- Finish : Gray
- Mounting : Left/Right
- Length : 272mm
- Application : for Wood Cabinet, Side Panel
- Packing : Per Piece



Note: Screws included

ITEM NO.	CODE	CAPACITY	LOAD FORCE	FINISH
S32.K628.80N.GRY	F03.07.007	8kg	80N	Gray
S32.K628.100N.GRY	F03.07.008	10kg	100N	Gray
S32.K628.120N.GRY	F03.07.009	12kg	120N	Gray

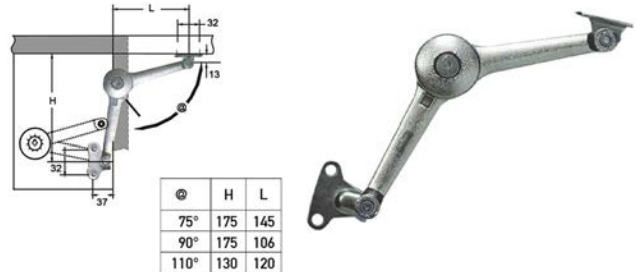
Optional: GAS SPRING COVER

ITEM NO.	CODE
S32.K628C.GRY	F03.07.010



LID STAY DUO

- Material : Zinc Alloy, Steel
- Finish : Nickel Plated
- Opening Angle : 75°, 90° or 110°
- Application : Side Panel
- Packing : Per Piece



Note: Screws included

ITEM NO.	CODE	MOUNTING
S32.K168.NK	F03.07.004	Lift up & Drop down

FLAP STAY WITH BRAKE

- Material : Zinc Alloy, Steel
- Finish : Nickel Plated
- Opening Angle : 90°
- Application : Side Panel
- Packing : Per Piece

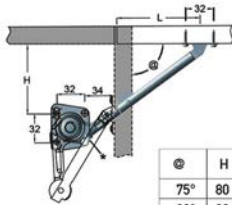


Note: Screws included

ITEM NO.	CODE	MOUNTING
S32.K1562.SL	F03.07.002	Left & Right

LID STAY

- Material : Zinc Alloy
- Finish : Nickel Plated
- Mounting : Left/Right
- Opening Angle : 75°, 90°, 110°
- Application : Side Panel



°	H	L
75°	80	116
90°	80	96
110°	80	86



Note: Screws included

ITEM NO.	CODE	MOUNTING	PACKING
S32.NSD35L	F03.07.022	Upward Left	Per Piece
S32.NSD35R	F03.07.023	Upward Right	Per Piece
S32.NSD35.L+3	F03.07.024	Upward Left & Right	Left & Right

FREE STOP GAS SPRING (FOR TATAMI)

- Material : Nickel
- Finish : Satin Nickel
- Capacity : 10kg
- Capacity Depth : 230mm
- Door Height : 500mm
- Door Width : 500mm
- Load Weight : 3kg
- Packing : Per Piece



Note: Mounting accessories included
Handle Best Match with FH074

ITEM NO.	CODE	MOUNTING
S32.K319F	F03.07.005	Left & Right

BUS DOOR SWING MECHANISM

- Material : Steel
- Finish : Nickel Plated
- Application : Left or Right Door Opening
- Door Width : 400-500mm
- Door Height : 600-900mm
- Door Thickness : 15-24mm
- Door Weight : up to 7kgs
- Packing : 1 Set = 1 Door



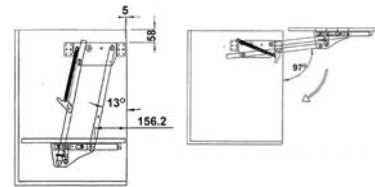
Note: Mounting accessories included
Handle Best Match with FH074



ITEM NO.	CODE
S32.BUS4569	F03.02.005

BASE LIFT UP FITTING

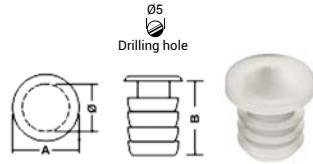
- Material : Steel
- Finish : Gray
- Application : Lift-up Mechanism
- Capacity : 10kgs.
- Opening Angle : 97°
- Packing : Per Pair



ITEM NO.	CODE
S32.LS35	F03.07.034

DOOR BUMPER PLUG-IN

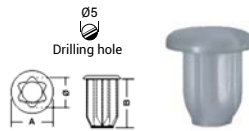
- Material : Plastic
- Application : Clear
- Packing : Per Piece



ITEM NO.	CODE	COLOR	A & B
S32.R017A.CLR	F03.10.006	Clear	Ø8mm 8.9mm

HOLE CAP FOR SHELF SUPPORT

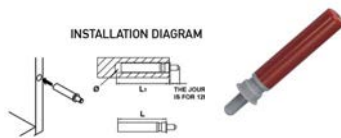
- Material : Plastic
- Application : for Shelf Hole Cover
- Packing : Per Piece



ITEM NO.	CODE	COLOR	A & B
S32.R017B.CLR	F03.10.007	Clear	Ø7.5mm 7.8mm

DOOR BUFFER

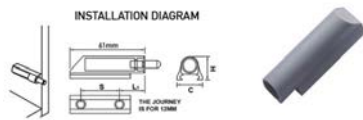
- Material : ABS
- Color : Gray
- Type : Insert Type
- Packing : Per Piece



ITEM NO.	CODE	LENGTH x L ₁	Ø
S32.DB203.GRAY	F03.10.008	50mm x 51mm	9mm

DOOR BUFFER HOUSING

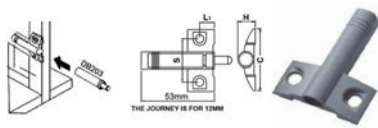
- Material : ABS
- Color : Gray
- Type : Slim Type
- Packing : Per Piece



ITEM NO.	CODE	L ₁ x H	C
S32.DB203A.GRAY	F03.10.009	21mm x 17mm	19mm

DOOR BUFFER

- Material : ABS
- Color : Gray
- Type : T-Type
- Packing : Per Piece



ITEM NO.	CODE
S32.DB203B.GRAY	F03.10.010

DOOR BUMPER, SELF-ADHESIVE

- Finish : Clear
- Packing : A sheet comprises 100 moulded bumpers



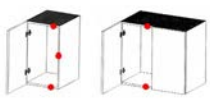
ITEM NO.	CODE	Ø	THICKNESS
S32.MX103.8CLR	F03.10.004	Ø8mm	2.26mm
S32.MX103A.10CLR	F03.10.005	Ø10mm	1.9mm

PUSH OPEN LATCH

- Material : ABS
- Finish : Gray
- Packing : Per Piece



COMBINED WITH
PUSH OPEN HINGE
Option: PH85C



ITEM NO.	CODE
S32.PL05.GRAY	F03.10.017

MAGNETIC PUSH LATCH W/ HOUSING

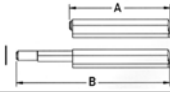
- Material : POM
- Packing : Per Piece



COMBINED WITH
UNSPRUNG HINGE
Option: UH84



Apply to the wooden door & aluminum frame doors.



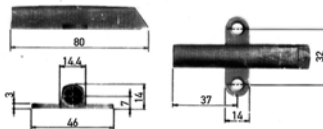
ITEM NO.	CODE	A x B	FINISH
S32.PL04.GRAY	F03.10.021	82 x 115mm	Gray
S32.PL04.GRY/WHT	F03.10.040	85 x 122mm	White

MAGNETIC PUSH LATCH W/ HOUSING

- Material : POM
- Packing : Per Piece




COMBINED WITH
UNSPRUNG HINGE
Option: UH84



ITEM NO.	CODE	FINISH
S32.PL37H1.GRY	F03.10.027	Gray
S32.PL37H1.WHT	F03.10.028	White

MAGNETIC PUSH LATCH W/ HOUSING

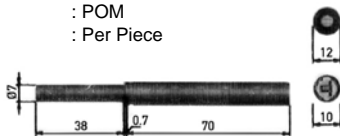
- Material : POM
- Packing : Per Piece



ITEM NO.	CODE	FINISH
S32.PL37H2.GRY	F03.10.026	Gray

MAGNETIC PUSH LATCH

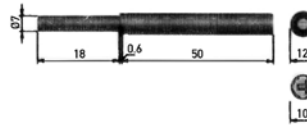
- Material : POM
- Packing : Per Piece



ITEM NO.	CODE	FINISH
S32.PL37.GRY	F03.10.024	Gray

MAGNETIC PUSH LATCH

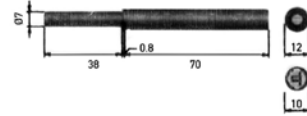
- Material : POM
- Packing : Per Piece



ITEM NO.	CODE	FINISH
S32.PL14.GRY	F03.10.022	Gray
S32.PL14.WHT	F03.10.023	White

PUSH LATCH

- Material : POM
- Packing : Per Piece



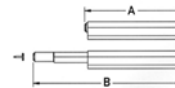
ITEM NO.	CODE	FINISH
S32.PL37G.GRY	F03.10.025	Gray

MAGNETIC PUSH LATCH

- Material : POM
- Packing : Per Piece



Apply to the wooden door & aluminum frame doors.

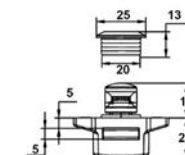
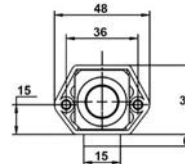


Note: Best match with Unsprung Hinge

ITEM NO.	CODE	FINISH	A x B
S32.PL03.GRAY	F03.10.018	Gray	75 x 120mm
S32.PL03.WHITE	F03.10.019	White	75 x 120mm

MINI CABINET PUSH LOCK

- Material : Zinc Alloy, Plastic
- Door Thickness : 15-27mm
- Drilling Hole : 20mm
- Packing : Per Set



ITEM NO.	CODE	FINISH
S32.PL06.BLK	F03.10.038	Black
S32.PL06.PLNK	F03.10.039	Pearl Nickel

GLASS DOOR LOCK

- Material : Zinc Alloy
- Finish : Chrome Plated
- Glass Thickness : 5-8mm
- Packing : Per Piece



ITEM NO.	CODE	DESCRIPTION
S32.C6400.5CP	F12.02.023	Single Door
S32.C6410.5CP	F12.02.013	Double Door

SLIDING GLASS DOOR LOCK

- Material : Zinc Alloy
- Finish : Nickel
- Glass Thickness : 5-6mm
- Packing : Per Piece



ITEM NO.	CODE	LOCKING SYSTEM	APPLICATION
BM.C6414.NK	F12.02.005	3 pin tumblers	for sliding glass door

GLASS DOOR LOCK

- Finish : Matte Chrome
- Glass Thickness : 4-8mm
- Packing : Per Piece



ITEM NO.	CODE	DESCRIPTION
BM.C2403A.MC	F12.02.007	Single Door
BM.C2411.MC	F12.02.008	Double Door

GLASS HINGE FOR GLASS DOORS


- Finish : Matte Chrome
- Glass Thickness : 4-8mm
- Packing : Per Set



ITEM NO.	CODE	FINISH
BM.H300.MC	F12.02.006	Matte Chrome

MECHANICAL DIGIT LOCK 3 DIGITS

- Material : ABS/Nickel
- Finish : Black
- Packing : Per Piece
- with lock indicator
- code can only reset in "change" position
- 500 code combinations with 50 groups of management key systems



Note: Master Key available for upon request.

ITEM NO.	CODE	MATERIAL FOR	DOOR OPENING
S32.ML9508VRA.BK	F12.02.029	16-20mm Wood	Left or Right
S32.ML9508VRC.BK	F12.02.032	0.6-1.0mm Metal	Right

MECHANICAL DIGIT LOCK 4 DIGITS

- Material : ABS/Nickel
- Finish : Black
- Packing : Per Piece
- with lock indicator
- code can only reset in "change" position
- 500 code combinations with 50 groups of management key systems



ITEM NO.	CODE	MATERIAL FOR	DOOR OPENING
S32.ML9525VRA.BK	F12.02.027	16-20mm Wood	Left or Right
S32.ML9525VRC.BK	F12.02.028	0.6-1.0mm Metal	Right

FINGERPRINT DRAWER LOCK

- Material : Aluminum Alloy, Plastic
- Finish : Black
- Packing : Per Piece
- Wake-up fingerprint recognition unlock
- 0.5 second unlock
- 20 sets fingerprint storage capacity
- 2000x unlock (battery life)
- Low energy consumption
- 17mm bore hole
- AAA battery operated (sold separately)



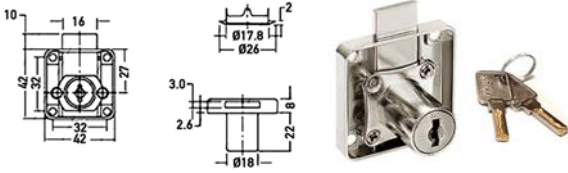
Note: Battery Operated

ITEM NO.	CODE	DESCRIPTION
S32.DL536.BLK	F13.01.046	33 X 36mm

DRAWER LOCK



- Material : Zinc Alloy
- Key : Laser Cut Key (2pcs.)
- Panel Thickness : 18mm
- Packing : Per Piece

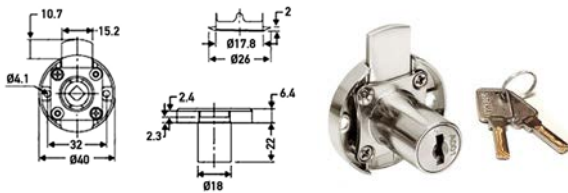


ITEM NO.	CODE	FINISH	CYLINDER Ø
S32.LK138.22NP	F12.03.001	Nickel Plated	Ø18 x 22mm
S32.LK138.22.BLK	F12.03.002	Black	Ø18 x 22mm

DRAWER DOOR LOCK WITH LASER CUT KEY



- Material : Zinc Alloy
- Key : Laser Cut Key (2pcs.)
- Panel Thickness : 18mm
- Packing : Per Piece

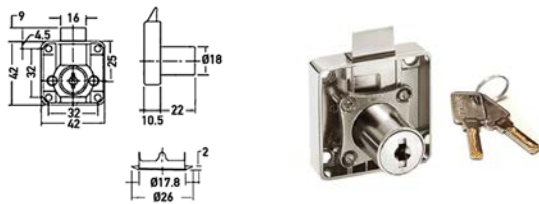


ITEM NO.	CODE	FINISH	CYLINDER Ø
S32.LK109.22NP	F12.03.006	Nickel Plated	Ø18 x 22mm

SLAM LOCK



- Material : Zinc Alloy
- Key : Laser Cut Key (2pcs.)
- Panel Thickness : 18mm
- Packing : Per Piece

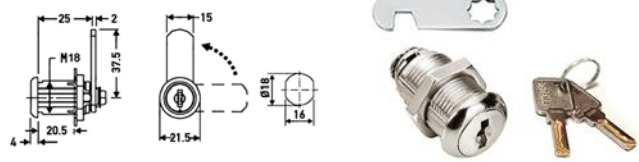


ITEM NO.	CODE	FINISH	CYLINDER Ø
S32.LK338.22NP	F12.03.003	Nickel Plated	Ø18 x 22mm

CAM LOCK



- Material : Zinc Alloy
- Key : Laser Cut Key (2pcs.)
- Panel Thickness : 18mm
- Packing : Per Piece

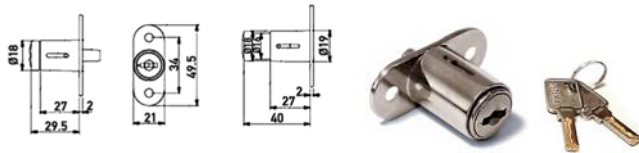


ITEM NO.	CODE	FINISH	CYLINDER Ø
S32.LK103.25NP	F12.03.005	Nickel Plated	Ø18 x 20mm

PUSH LOCK

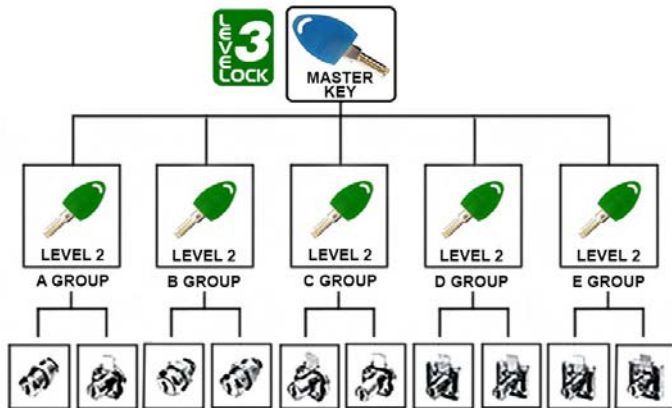


- Material : Zinc Alloy
- Key : Laser Cut Key (2pcs.)
- Panel Thickness : 18-25mm
- Packing : Per Piece



ITEM NO.	CODE	FINISH	CYLINDER Ø
S32.LK105.21NP	F12.03.004	Nickel Plated	Ø20 x 19mm

THREE LEVEL MANAGEMENT LOCK (EXAMPLE)



Three Level Locks have 2 master key:
 Group Master and General Master Key.
 It has 5 groups: A/B/C/D/E. Each Group master key only could open its group of locks.
 For example. A Group master key could open A group locks which couldn't open B/C/D/E group locks.
 The General master key could open all the three level locks.

INTERNAL WAVE KEY (for LK Series)

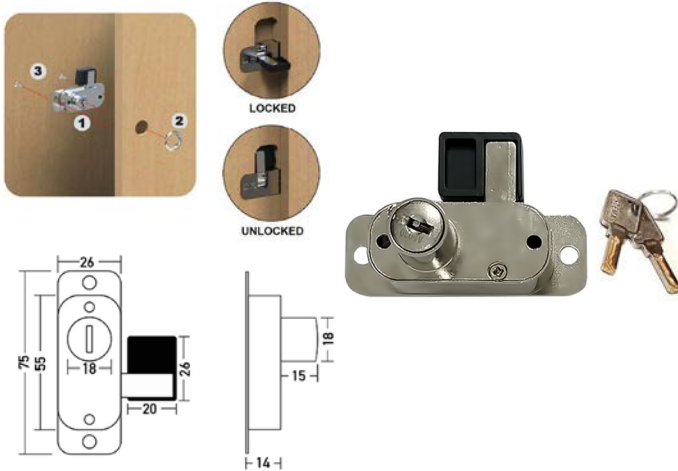
Composed of two different cutting process -Cutting Edge and State of the Art Key Production Technology. This type of key has more security than the usual home key and not easy to get copied.

This Internal Wave Key is capable of 1,200 combinations for keying purposes.



SLIDING DOOR LOCK WITH LASER CUT KEY

- Material : Zinc Alloy
- Key : Laser Cut Key (2pcs.)
- Panel Thickness : 18-25mm
- Application : for Double Sliding door
- Packing : Per Piece



ITEM NO.	CODE	FINISH	CYLINDER Ø
S32.LK007.NP	A05.06.001	Nickel Plated	Ø18 x 22mm

SINGLE GLASS DOOR LOCK

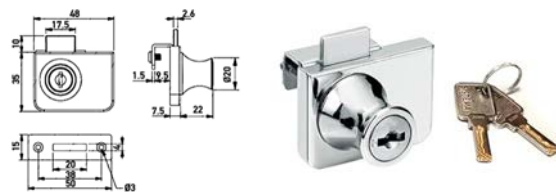
- Material : Zinc Alloy
- Key : Laser Cut Key (2pcs.)
- Panel Thickness : 8mm
- Packing : Per Piece



ITEM NO.	CODE	FINISH	CYLINDER Ø
S32.LK407.NP	F12.03.009	Nickel Plated	Ø21 x 22mm

DOUBLE GLASS DOOR LOCK

- Material : Zinc Alloy
- Key : Laser Cut Key (2pcs.)
- Panel Thickness : 8mm
- Packing : Per Piece

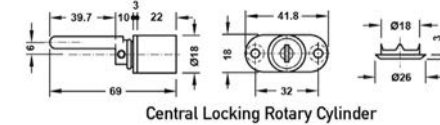
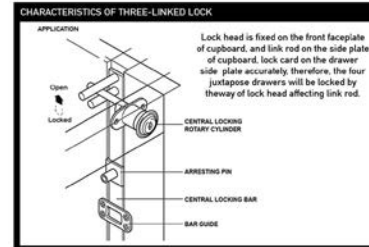


ITEM NO.	CODE	FINISH	CYLINDER Ø
S32.LK409.NP	F12.03.010	Nickel Plated	Ø20 x 22mm

CENTRAL LOCKING SYSTEM WITH LASER CUT KEY (FRONT)

- Material : Zinc Alloy
- Finish : Nickel Plated
- Bar Length : 1000mm
- Cylinder Ø : 18mm
- Application : for Front Panel Installation
- Function : Locks Three Drawers together up to 4 Doors
- Packing : Per Piece

- SET WITH
- 1 central locking rotary cylinder
 - 1 cylinder rosette
 - 1 central locking bar (2.5x15x1000mm)
 - 2 laser cut keys
 - 3 bar guides
 - 4 arresting pins



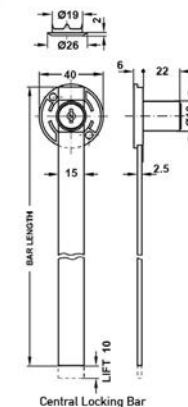
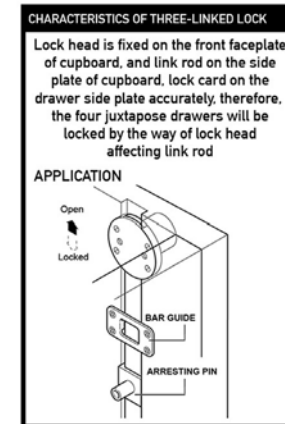
ITEM NO.	CODE	FINISH	BAR LENGTH
S32.LK228F.18.1000NP	F12.03.007	Nickel Plated	1000mm



CENTRAL LOCKING SYSTEM WITH LASER CUT KEY (FRONT)

- Material : Zinc Alloy
- Finish : Nickel Plated
- Bar Length : 1000mm
- Cylinder Ø : 18mm
- Application : for Side Panel Installation
- Function : Locks Three Drawers together up to 4 Doors
- Packing : Per Piece

- SET WITH
- 1 central locking rotary cylinder
 - 1 cylinder rosette
 - 1 central locking bar
 - 2 laser cut keys
 - 3 bar guides
 - 4 arresting pins

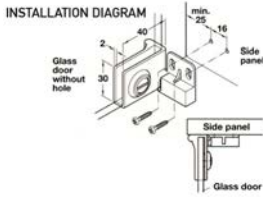


ITEM NO.	CODE	FINISH	BAR LENGTH
S32.LK108S.18.1000NP	F12.03.008	Nickel Plated	1000mm



GLASS DOOR HINGE

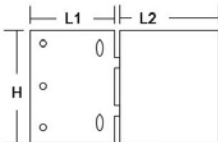
- Material : Zinc Alloy
- Finish : Chrome
- Glass Thickness : 5-6mm
- Application : Glass, Side Panel
- Packing : Per Pair



ITEM NO.	CODE
S32.MT99.CH	F12.01.030

GLASS DOOR HINGE

- Material : Nickel
- Finish : Satin Nickel
- Glass Thickness : 6-8mm
- Application : Glass, Side Panel
- Packing : Per Pair



Note: Screws not included

ITEM NO.	CODE	DIMENSION
MX.1097.SN	F03.09.001	44 x 33 x 40mm
MX.1097A.SN	F03.09.002	54 x 38 x 44mm

GLASS CLAMP HINGE

- Material : Stainless Steel
- Finish : Stainless Steel
- Glass Thickness : 6mm
- Application : Glass, Side Panel
- Packing : Blister Pack, Per Pair



ITEM NO.	CODE	DIMENSION
ST1.GH203.SS	F12.01.016	40mm
ST1.GH201.SS	F12.01.018	40mm

GLASS CLAMP HINGE

- Material : Stainless Steel
- Finish : Stainless Steel
- Glass Thickness : 6mm
- Application : Glass to Glass
- Packing : Blister Pack, Per Pair



ITEM NO.	CODE	DIMENSION
ST1.GC202.SS	F12.01.017	40mm
ST1.GC104.SS	F12.01.015	20x40mm

GLASS DOOR HINGE

- Material : Zinc Alloy
- Finish : Pearl Chrome
- Glass Thickness : 6mm
- Application : Glass to Glass
- Packing : Per Piece



GH23



ITEM NO.	CODE	OPENING ANGLE
S32.GH22.90	F12.01.026	90 degrees
S32.GH23.180	F12.01.027	180 degrees

GLASS CLAMP HINGE

- Material : Stainless Steel
- Finish : Stainless Steel
- Application : Wood to Glass
- Packing : Per Pair (Blister Pack)



ITEM NO.	CODE	DIMENSION	GLASS THICKNESS
ST1.GC101.SS	F12.01.013	28mm	6mm
ST1.GC102.SS	F12.01.012	39mm	8mm
ST1.GC103.SS	F12.01.011	46mm	10mm

GLASS CLAMP HINGE

- Material : Stainless Steel
- Finish : Stainless Steel
- Application : Glass, Top & Bottom Panel
- Packing : Per Pair (Blister Pack)



GC303



GC313



GC111

ITEM NO.	CODE	DIMENSION	GLASS THICKNESS
ST1.GC303.SS	F12.01.009	25 x 50mm	8mm
ST1.GC313.SS	F12.01.010	25 x 40mm	6mm
ST1.GC111.SS	F12.01.014	30 x 70mm	10mm

HEAVY DUTY GLASS HINGE

- Material : Stainless Steel
- Finish : PSS, SS
- Packing : Per Piece



GH411



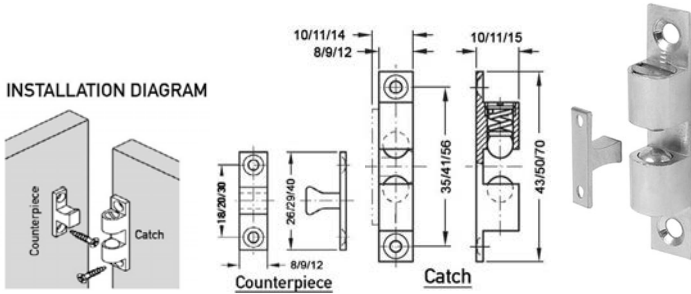
GH412

ITEM NO.	CODE	APPLICATION	GLASS THICKNESS
S32.GH411.PSS	A03.03.034	Glass to Glass 90°	5-8mm
S32.GH411.SS	A03.03.035	Glass to Glass 90°	5-8mm
S32.GH412.PSS	A03.03.036	Side Panel to Glass 90°	5-8mm
S32.GH412.SS	A03.03.037	Side Panel to Glass 90°	5-8mm

TWIN BALL CATCH

- Material : Zinc Alloy/Brass
- Finish : Brass Plated, Nickel Plated
- Packing : Per Piece

INSTALLATION DIAGRAM

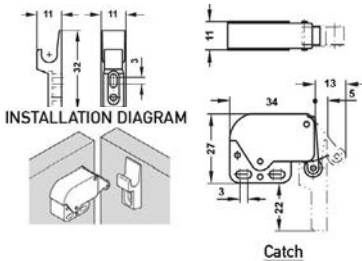


ITEM NO.	CODE	DIMENSION	FINISH
S32.BC43.BP	F12.01.044	43mm	Brass Plated
S32.BC50.BP	F12.01.045	50mm	Brass Plated
S32.BC70.BP	F12.01.046	70mm	Brass Plated
S32.BC43.NP	F12.01.047	43mm	Nickel Plated
S32.BC50.NP	F12.01.048	50mm	Nickel Plated
S32.BC70.NP	F12.01.049	70mm	Nickel Plated

MINI TOUCH CATCH

- Finish : Nickel Plated
- Packing : Per Piece

PUSH OPEN



ITEM NO.	CODE	L x W x H
S32.K460.NP	F12.01.050	11 x 34 x 27mm

MAGNETIC CATCH

- Material : Plastic, Steel
- Finish : Brown, White, Black
- Packing : Per Piece



ITEM NO.	CODE	FINISH	DIMENSION
ST1.K301.BRN	F12.01.022	Brown	45.5 x 15 x 14mm
ST1.K301.WHT	F12.01.023	White	45.5 x 15 x 14mm
ST1.K301.BLK	F12.01.051	Black	45.5 x 15 x 14mm

MAGNETIC CATCH

- Material : Plastic, Steel
- Finish : Brown, White
- Packing : Per Piece

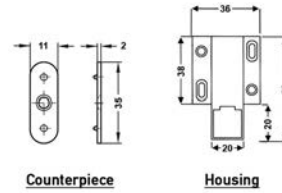


ITEM NO.	CODE	FINISH	DIMENSION
ST1.K302.BRN	F12.01.024	Brown	58 x 26 x 15mm
ST1.K302.WHT	F12.01.025	White	58 x 26 x 15mm
ST1.K305.SS	F12.01.020	SS	55 x 24 x 14mm

MAGNETIC CATCH LATCH

- Material : Plastic, Steel
- Finish : Brown, Black
- Packing : Per Piece

PUSH OPEN



ITEM NO.	CODE	FINISH	SIZE
S32.K458S.BRN	143.15.558	Brown	Small
S32.K459L.BLK	F12.01.038	Black	Large

MAGNETIC CATCH

- Material : Stainless Steel
- Finish : Polished Stainless Steel
- Packing : Per Piece



ITEM NO.	CODE	L x W x H
S32.K400.45PSS	F12.01.035	45 x 12 x 12mm
S32.K400.53PSS	F12.01.036	53 x 23 x 14mm
S32.K400.71PSS	F12.01.037	71 x 23 x 14mm

MAGNETIC CATCH - HEAVY DUTY

- Material : Zinc Alloy
- Finish : Nickel Plated
- Packing : Per Pair



ITEM NO.	CODE	DIMENSION
ST1.K310.NP	F12.01.021	48.5 x 17 x 15mm

ULTRA-THIN STRONG MAGNETIC CATCH

- Material : Steel
- Packing : 1 Set = 1 Pc.



ITEM NO.	CODE	DIMENSION
ST1.IC109	F12.01.019	137 x 16.5 x 2.5mm

SPRING LATCH DOOR BOLT

- Material : Steel, Plastic
- Finish : Black, Brown, White
- Application : Cabinet Door
- Packing : Per Piece

PUSH OPEN



ITEM NO.	CODE	FINISH	DIMENSION
S32.K1530.BRN	F12.01.039	Brown	36 x 16 x 55mm
S32.K1530.WHT	F12.01.040	White	36 x 16 x 55mm
S32.K1530.BLK	F12.01.041	Black	36 x 16 x 55mm

DOUBLE MAGNETIC PUSH CATCH W/ PIVOT HINGE

- Material : Plastic and Stainless Steel
- Finish : Stainless Steel and White
- Glass Thickness : 6mm
- Application : Wood to Glass
- Packing : Per Pair (Blister Pack)



ITEM NO.	CODE
ST1.TL01D.WH	F12.01.008

SINGLE MAGNETIC PUSH CATCH W/ PIVOT HINGE

- Material : Plastic and Stainless Steel
- Finish : Stainless Steel and White
- Glass Thickness : 6mm
- Application : Wood to Glass
- Packing : Per Pair (Blister Pack)



ITEM NO.	CODE
ST1.TL01S.WH	F12.01.007

SINGLE MAGNETIC TOUCH LATCH

- Material : Plastic
- Finish : White
- Application : Wood
- Packing : Per Pair



ITEM NO.	CODE	L x W x H
ST1.TL17S.WH	F12.01.001	39 x 37 x 15.5mm

DOUBLE MAGNETIC TOUCH LATCH

- Material : Plastic
- Finish : White
- Application : Wood
- Packing : Per Pair



ITEM NO.	CODE	L x W x H
ST1.TL17D.WH	F12.01.002	67 x 38 x 15.5mm

LONG STROKE MAGNETIC TOUCH LATCH

- Material : Plastic
- Finish : White
- Application : Wood
- Packing : Per Piece



ITEM NO.	CODE	L x W x H
ST1.TL25S.WH	F12.01.003	70 x 46 x 18mm

DOUBLE MAGNETIC PUSH LATCH

- Material : Plastic
- Finish : White
- Application : Wood
- Packing : Per Pair



ITEM NO.	CODE	L x W x H
ST1.TL19D.WH	F12.01.006	66.5 x 34 x 19mm

DOUBLE MAGNETIC PUSH LATCH

- Material : Plastic
- Finish : White
- Application : Wood
- Packing : Per Pair



ITEM NO.	CODE	L x W x H
ST1.TL25D.WH	F12.01.004	66.5 x 34 x 17mm

SINGLE MAGNETIC PUSH LATCH

- Material : Plastic
- Finish : White
- Application : Wood
- Packing : Per Pair

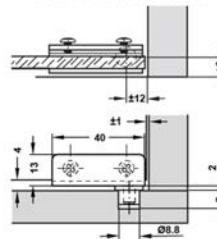


ITEM NO.	CODE	L x W x H
ST1.TL19S.WH	F12.01.005	38 x 34 x 19mm

DOUBLE MAGNETIC PUSH CATCH W/ PIVOT HINGE

- Material : Steel with Cap
- Finish : Black
- Glass Thickness : 6mm
- Application : Wood to Glass
- Door Height : Max. 600mm
- Packing : Per Piece

INSTALLATION DIAGRAM



ITEM NO.	CODE	TYPE
S32.MGH.01	F12.01.028	Single
S32.MGH.02	F12.01.029	Double

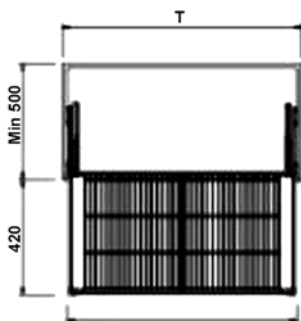
INFINITY

PREMIUM F-SERIES

- Dark Gray Finish
- Nano-Coating passed in 200hrs. Salt Spray Test
- Moisture Resistant Particle Board
- Packing: Per Piece



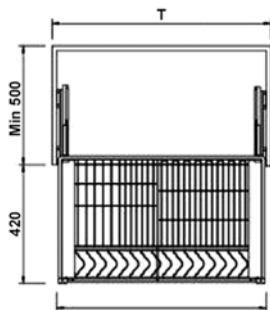
3 SIDES ALL PURPOSE BASKET



540/740/840

ITEM NO.	CODE	CW
KCH.F600S.DGRY	F11.07.002	600 mm
KCH.F800S.DGRY	F11.07.003	800 mm
KCH.F900S.DGRY	F11.07.004	900 mm

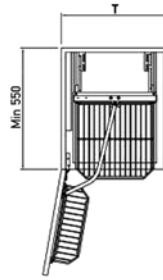
3 SIDES PLATES AND SAUCERS BASKET



540/740/840

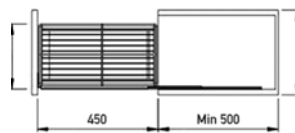
ITEM NO.	CODE	CW
KCH.F601S.DGRY	F11.07.005	600 mm
KCH.F801S.DGRY	F11.07.006	800 mm
KCH.F901S.DGRY	F11.07.007	900 mm

2 LAYER MINI-LARDER PANTRY



ITEM NO.	CODE	CW
KCH.F452S.DGRY	F11.07.001	450 mm

3 LAYER SIDE PANTRY



ITEM NO.	CODE	CW
KCH.F315S.DGRY	F11.07.010	150 mm
KCH.F320S.DGRY	F11.07.008	200 mm
KCH.F330S.DGRY	F11.07.009	300 mm

PULL DOWN LIFT BASKET



ITEM NO.	CODE	DIMENSION	CW
KCH.F280S.DGRY	F11.22.010	780 x 257 x 542mm	800mm

PULL DOWN LIFT BASKET

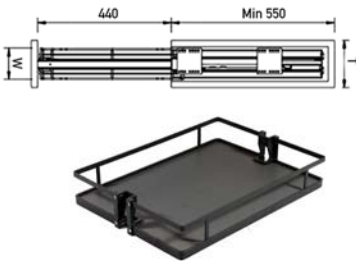


ITEM NO.	CODE	DIMENSION	CW
KCH.T760	F11.25.008	565 x 265 x 550mm	600mm
KCH.T780	F11.25.009	865 x 265 x 550mm	900mm

PULL OUT PANTRY



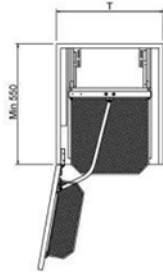
F405S, F406S



LARDER PANTRY



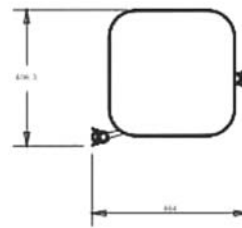
F455S, F605S



5-LAYERS ARENA SWING-OUT PANTRY



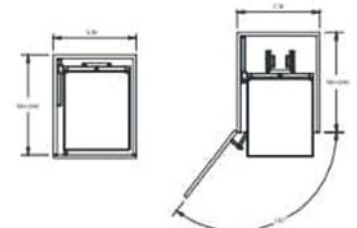
F550S



5-LAYERS TANDEM ARENA PULLOUT PANTRY



F545S



ITEM NO.	CODE	DIMENSION	CW	BASKET
KCH.F405S.DGRY	F11.17.001	345 x 500 (1520-1920)mm	400mm	5 Layers
KCH.F406S.DGRY	F11.17.002	345 x 500 (1860 - 2260)mm	400mm	6 Layers
KCH.F455S.DGRY	F11.17.003	385 x 530 (1620-1920)mm	450mm	5 Layers
KCH.F605S.DGRY	F11.17.006	535 x 530 (1620-1920)mm	600mm	5 Layers

ITEM NO.	CODE	DIMENSION	CW
KCH.F545S.DGRY	F11.17.004	428 x 475 x 1530mm	450mm
KCH.F550S.DGRY	F11.17.005	464 x 440 x 1780mm	500mm

MAGIC CORNER



ITEM NO.	CODE	CW
KCH.F504SL.DGRY	F11.13.001	900 mm
KCH.F504SR.DGRY	F11.13.002	900 mm

MAGIC CORNER FULL ACCESS



F506S

ARENA SWING CORNER LEFT /



F902S

ITEM NO.	CODE	CW
KCH.F506S.DGRY	F11.13.003	900 mm
KCH.F902SL.DGRY	F11.13.004	900 mm
KCH.F902SR.DGRY	F11.13.005	900 mm

Prices are subject to change without prior notice

PRIME LINE

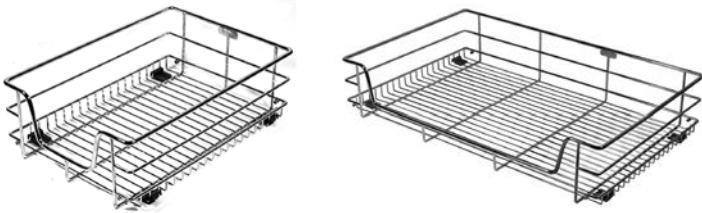
DELUXE R-SERIES

- Polished Stainless Steel, Frame in Dark Gray Finish
- Packing: Per Piece



KITCHEN WIRE BASKET ALL PURPOSE

- Load Capacity : 25 kgs
- Description : Full Extension Bearing Slide
- Packing : Per piece



ITEM NO.	CODE	DIMENSION	CW
KCH.B350.PSS	F11.06.001	245 x 430 x 140 mm	350 mm
KCH.B400.PSS	F11.06.002	295 x 430 x 140 mm	400 mm
KCH.B450.PSS	F11.06.003	345 x 430 x 140 mm	450 mm
KCH.B500.PSS	F11.06.004	395 x 430 x 140 mm	500 mm
KCH.B600.PSS	F11.06.005	495 x 430 x 140 mm	600 mm
KCH.B700.PSS	F11.06.006	595 x 430 x 140 mm	700 mm
KCH.B800.PSS	F11.06.007	697 x 430 x 140 mm	800 mm
KCH.B900.PSS	F11.06.008	798 x 430 x 140 mm	900 mm

ACCESSORIES FOR B350-B900, D400-D900

OPTIONAL ADD-ON: DRIP TRAY with HOLDER

- Material : Plastic
- Finish : Clear
- Packing : Per piece



ITEM NO.	CODE	BEST WITH
KCH.T350	F11.06.009	B350
KCH.T400	F11.06.010	B400
KCH.T450	F11.06.011	B450
KCH.T500	F11.06.012	B500
KCH.T600	F11.06.013	B600
KCH.T700	F11.06.014	B700
KCH.T800	F11.06.015	B800
KCH.T900	F11.06.016	B900

ACCESSORIES FOR B350-B900, D400-D900

OPTIONAL ADD-ON: DISH RACK, GLASS RACK, SPOON &


- Packing : Per piece



ITEM NO.	CODE	DIMENSION
KCH.A101.PSS	F11.06.019	290 x 380 x 100 mm
KCH.A102.PSS	F11.06.020	190 x 385 x 100 mm
KCH.A103.PSS	F11.06.021	115 x 403 x 100 mm

OPTIONAL ADD-ON: CUPS & GLASSES WIRE BASKET

- Packing : Per piece



ITEM NO.	CODE	DIMENSION	CW
KCH.BG400.CH	F11.06.029	410 x 95 x 77mm	Single Row
KCH.BG500.CH	F11.06.030	410 x 185 x 77mm	Two Rows
KCH.BG600.CH	F11.06.031	410 x 285 x 77mm	Three Row

UNDERMOUNT SLIDE SOFT CLOSE


- Material : Galvanized Steel
- Finish : Galvanized
- Packing : Per Pair



ITEM NO.	CODE
KCH.GS45.SC	F11.06.018

FRONT CONNECTOR FOR DRAWER FRONT

- Material : Stainless Steel
- Finish : Stainless Steel
- Packing : Per Set



ITEM NO.	CODE
KCH.FC11	F11.06.017

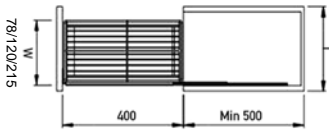
FRONT CONNECTOR FOR DFA/DFP

- Material : Stainless Steel
- Finish : Stainless Steel
- Packing : Per Set



ITEM NO.	CODE
KCH.FC12	F11.06.039

3 LAYER SIDE PANTRY



ITEM NO.	CODE	CW
KCH.R315.PSS	F11.08.002	150 mm
KCH.R320.PSS	F11.08.003	200 mm
KCH.R330.PSS	F11.08.004	300 mm

SIDE PANTRY WITH SOFT CLOSE



ITEM NO.	CODE	CW
OPT.R503A.L.PSS	F11.11.038	150 mm
OPT.R503A.R.PSS	F11.11.039	150 mm

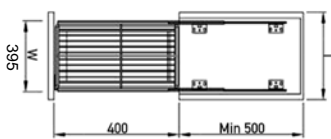
SIDE PANTRY WITH SOFT CLOSE

• Packing : Per set



ITEM NO.	CODE	CW
KCH.S503SC.SS	F11.11.040	150mm

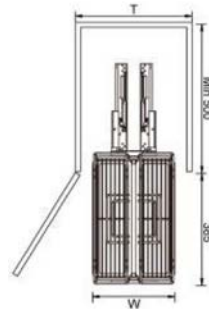
UNDERSINK BASKET



ITEM NO.	CODE	CW
KCH.R505.PSS	F11.08.001	300 mm

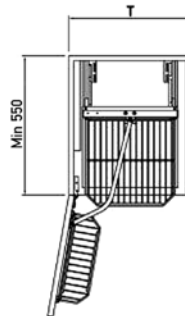
SINK ORGANIZER

• Finish : Chrome



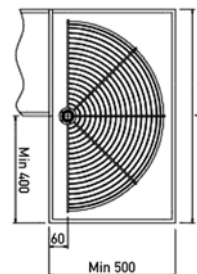
ITEM NO.	CODE	CW
KCH.R515S.CH	F11.08.005	350mm

2 LAYER MINI LARDER PANTRY



ITEM NO.	CODE	CW
KCH.R452S.PSS	F11.18.005	450 mm

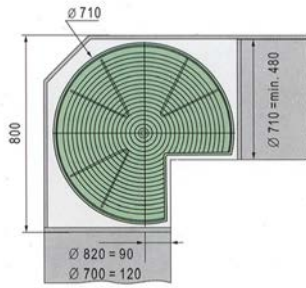
REVOLVING HALF ROUND BASKET



ITEM NO.	CODE	CW
KCH.R501.PSS	F11.14.004	900 mm

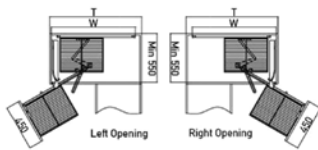
QUARTER ROUND CAROUSEL

SUS 202



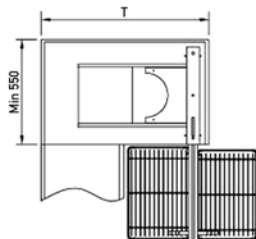
ITEM NO.	CODE	CW
KCH.R502.PSS	F11.14.005	800 mm

MAGIC CORNER SOFT CLOSE LEFT /



ITEM NO.	CODE	CW
KCH.R504SL.PSS	F11.14.001	900 mm
KCH.R504SR.PSS	F11.14.002	900 mm

MAGIC CORNER SOFT CLOSE FULL ACCESS



ITEM NO.	CODE	CW
KCH.R506S.PSS	F11.14.003	900 mm

ARENA WITH SOFT CLOSE LEFT / RIGHT

- Finish : Chrome
- Packing : Per Set

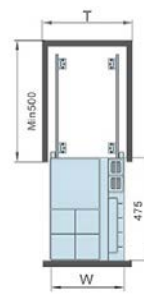


ITEM NO.	CODE	CW
KCH.P902L.SC.CP	F11.16.011	900 - 1000 mm
KCH.P902R.SC.CP	F11.16.012	900 - 1000 mm

MULTI PURPOSE PULLOUT BASKET SOFT CLOSING



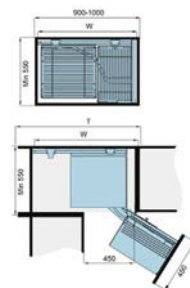
- Material : Stainless Steel
- Finish : Satin Stainless Steel
- Includes : Drip Tray, Front Basket, Knife Rack, Chopstick Rack (Plastic)



ITEM NO.	CODE	CW
KCH.WB30.SS	F11.10.016	300 mm
KCH.WB35.SS	F11.10.017	350 mm

MAGIC CORNER SOFT CLOSING LEFT / RIGHT

- Material : Stainless Steel
- Finish : Satin Stainless Steel



ITEM NO.	CODE	CW
KCH.W490L.SS	F11.15.001	900 mm
KCH.W490R.SS	F11.15.002	900 mm

LARDER UNIT PANTRY



R455S

PULLOUT PANTRY



R405S, R406S

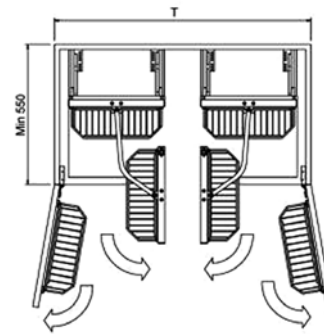
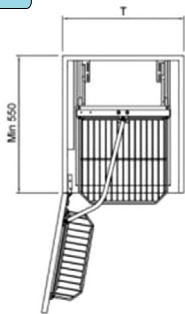


R305S, R306S

CHEF PANTRY



R905S, R906S



ITEM NO.	CODE	DIMENSION	CW
KCH.R455S.PSS	F11.18.007	385 x 530 x (1620 - 1920)mm	450mm
KCH.R405S.PSS	F11.18.001	345 x 500 x (1520-1920)mm	400mm
KCH.R406S.PSS	F11.18.002	345 x 500 x (1860 - 2260)mm	400mm
KCH.R305S.PSS	F11.20.001	495 x 240 x (1530-1760)mm	300 mm
KCH.R306S.PSS	F11.20.002	495 x 240 x (1530-1760)mm	300 mm

ITEM NO.	CODE	DIMENSION	CW
KCH.R905S.PSS	F11.18.003	550 x (1620 - 1920)mm	900 mm
KCH.R906S.PSS	F11.18.004	550 x (1920 - 2220)mm	900 mm

MAGIC CORNER W/ GRASS MECHANISM

• Packing : Per Set



ITEM NO.	CODE	CW
OPT.GS504A.R.PSS	F11.16.008	900 - 1000 mm

Prices are subject to change without prior notice

GREEN LINE

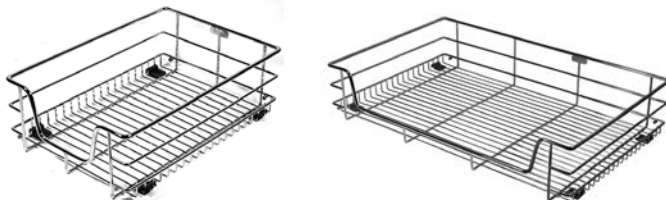
CLASSIC T-SERIES

- Steel, Hard Chrome Finish
- Packing : Per Piece



KITCHEN WIRE BASKET ALL PURPOSE

- Load Capacity : 25kgs
- Description : Full Extension Bearing Slide
- Packing : Per Piece



ITEM NO.	CODE	DIMENSION	CW
KCH.D400.CH	F11.06.022	295 x 430 x 140 mm	400 mm
KCH.D450.CH	F11.06.023	345 x 430 x 140 mm	450 mm
KCH.D500.CH	F11.06.024	395 x 430 x 140 mm	500 mm
KCH.D600.CH	F11.06.025	495 x 430 x 140 mm	600 mm
KCH.D700.CH	F11.06.026	595 x 430 x 140 mm	700 mm
KCH.D800.CH	F11.06.027	697 x 430 x 140 mm	800 mm
KCH.D900.CH	F11.06.028	798 x 430 x 140 mm	900 mm

PREMIUM FLAT WIRE PULL OUT BASKET

- Material : Iron
- Finish : Chrome Plated
- Description : Full Ext. Concealed Soft Close Runner / Anti-Dust Cover



DFA600, DFA800, DFA900 All Purpose Pull-out Basket
DFP600, DFP800, DFP900 Plates Pull-out Basket

ITEM NO.	CODE	DIMENSION	CW
KCH.DFA600S.CH	F11.10.028	470 x 564 x 205mm	600mm
KCH.DFA800S.CH	F11.10.029	470 x 764 x 205mm	800mm
KCH.DFA900S.CH	F11.10.030	470 x 864 x 205mm	900mm
KCH.DFP600S.CH	F11.10.025	470 x 564 x 205mm	600mm
KCH.DFP800S.CH	F11.10.026	470 x 764 x 205mm	800mm
KCH.DFP900S.CH	F11.10.027	470 x 864 x 205mm	900mm

OPTIONAL ADD-ON: UNDERMOUNT SLIDE SOFT CLOSE, FRONT CONNECTOR

ITEM NO.	CODE	DESCRIPTION
KCH.FC11	F11.06.017	Front Connector
KCH.FC12	F11.06.039	Front Connector for DFA/DFP



FC11

FC12

ACCESSORIES FOR B350-B900, D400-D900

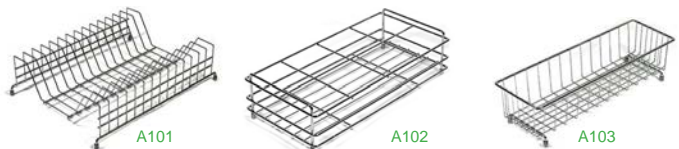
OPTIONAL ADD-ON : DRIP TRAY with HOLDER

- Material : Plastic
- Finish : Clear
- Packing : Per piece



ITEM NO.	CODE	BEST WITH
KCH.T350	F11.06.009	B350
KCH.T400	F11.06.010	B400
KCH.T450	F11.06.011	B450
KCH.T500	F11.06.012	B500
KCH.T600	F11.06.013	B600
KCH.T700	F11.06.014	B700
KCH.T800	F11.06.015	B800
KCH.T900	F11.06.016	B900

OPTIONAL ADD-ON : DISH RACK, GLASS RACK, SPOON & FORK RACK



ITEM NO.	CODE	DIMENSION
KCH.A101.CH	F11.06.036	290 x 380 x 100 mm
KCH.A102.CH	F11.06.037	190 x 385 x 100mm
KCH.A103.CH	F11.06.038	115 x 403 x 100mm

OPTIONAL ADD-ON: CUPS & GLASSES WIRE BASKET

- Packing : Per piece



ITEM NO.	CODE	DIMENSION	CW
KCH.BG400.CH	F11.06.029	410 x 95 x 77mm	Single Row
KCH.BG500.CH	F11.06.030	410 x 185 x 77mm	Two Rows
KCH.BG600.CH	F11.06.031	410 x 285 x 77mm	Three Row

- Material : Steel
- Finish : Chrome



ITEM NO.	CODE	DIMENSION	CW
KCH.DP400.CH	F11.06.032	440 x 365 x 130mm	400 mm
KCH.DP500.CH	F11.06.033	440 x 465 x 130mm	500 mm
KCH.DP600.CH	F11.06.034	440 x 565 x 130mm	600 mm
KCH.DP800.CH	F11.06.035	440 x 765 x 130mm	800 mm

UNDERMOUNT SLIDE SOFT CLOSE

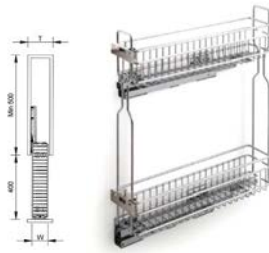
- Material : Galvanized Steel
- Finish : Galvanized
- Packing : Per Pair



Note:DP400, DP500, KCH.DP600 and DP800 does not Fit

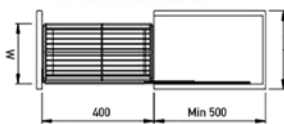


ITEM NO.	CODE
KCH.GS45.SC	F11.06.018

SIDE PULLOUT NARROW BASKET



ITEM NO.	CODE	DIMENSION	CW
KCH.T215SL.CH	F11.25.010	110 x 450 x 510mm	150mm
KCH.T215SR.CH	F11.25.011	110 x 450 x 510mm	150mm
KCH.T220SL.CH	F11.25.012	160 x 450 x 510mm	200mm
KCH.T220SR.CH	F11.25.013	160 x 450 x 510mm	200mm

3-LAYER PULLOUT SIDE PANTRY



ITEM NO.	CODE	DIMENSION	CW
KCH.T315.CH	F11.18.006	100 x 480 x 545mm	150mm
KCH.T320.CH	F11.25.003	150 x 480 x 545mm	200mm
KCH.T330.CH	F11.25.004	250 x 480 x 545mm	300mm

2-LAYER BASE PULLOUT BASKET



ITEM NO.	CODE	DIMENSION	CW
KCH.T240S.CH	F11.25.001	345 x 480 x 515mm	400mm
KCH.T250S.CH	F11.25.002	445 x 480 x 515mm	500mm

PULL-OUT SPICE BASKET



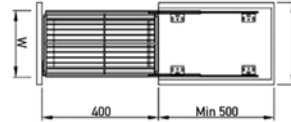
T730



T740

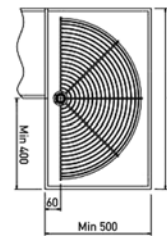
ITEM NO.	CODE	DIMENSION	CW
KCH.T730.CP	F11.10.031	230 x 450 x 485mm	300mm
KCH.T740.CP	F11.10.032	335 x 450 x 485mm	400mm

UNDERSINK BASKET



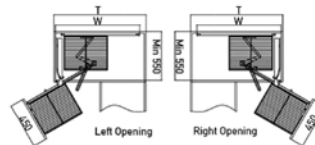
ITEM NO.	CODE	DIMENSION	CW
KCH.T505S.CH	F11.25.007	240 x 470 x 415mm	300mm

180° HALF ROUND CAROUSEL



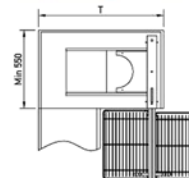
ITEM NO.	CODE	Ø x H	CW
KCH.T501.CH	F11.26.001	Ø745 x 565mm	800mm

MAGIC CORNER



ITEM NO.	CODE	DIMENSION	CW
KCH.T504LS.CH	F11.26.002	860 x 500 x 530mm	900mm
KCH.T504RS.CH	F11.26.003	860 x 500 x 530mm	900mm


MAGIC CORNER SOFT CLOSE FULL ACCESS



ITEM NO.	CODE	DIMENSION	CW
KCH.T506S.CH	F11.26.004	660 x 485 x 610mm	900mm

PULLOUT PANTRY SOFT

• Carcase Width : 400mm



T405S, T406S

LARDER UNIT PANTRY



T455S, T456S



ITEM NO.	CODE	DIMENSION
KCH.T405S.CH	F11.25.005	385 x 530 x (1520 - 1920)mm
KCH.T406S.CH	F11.25.006	385 x 530 x (1920 - 2220)mm
KCH.T455S.CH	F11.24.001	385 x 530 x (1620 - 1920)mm
KCH.T456S.CH	F11.24.002	385 x 530 x (1920 - 2220)mm

PULL DOWN LIFT BASKET



ITEM NO.	CODE	(W x D x H)	CW
KCH.T760.CH	F11.25.008	565 x 265 x 550mm	600mm
KCH.T780.CH	F11.25.009	865 x 265 x 550mm	900mm

KITCHEN WIRE BASKETS

SUS 304

- Material : SUS304 Stainless Steel
- Finish : Stainless Steel
- Inclusion : 35mm Full Extension B/B Slide (H.D)
- Packing : Per Piece



VAS.CS
CUP & SAUCER TRAY



VAS.SF
SPOON & FORK TRAY



VAS.GT
GLASS TRAY



VAS.APP
KITCHEN WIRE BASKET
ALL PURPOSE



VAS.PT
PLATES TRAY

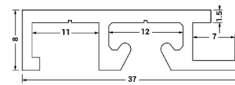
ITEM NO.	CODE	L x W x H
VAS.CS.12SS	F11.12.001	12" X 18" X 3"
VAS.CS.14SS	F11.12.002	14" X 18" X 3"
VAS.CS.16SS	F11.12.003	16" X 18" X 3"
VAS.CS.18SS	F11.12.004	18" X 18" X 3"
VAS.CS.20SS	F11.12.005	20" X 18" X 3"
VAS.CS.22SS	F11.12.006	22" X 18" X 3"
VAS.CS.24SS	F11.12.007	24" X 18" X 3"
VAS.SF.12SS	F11.12.022	12" X 18" X 3"
VAS.SF.14SS	F11.12.023	14" X 18" X 3"
VAS.SF.16SS	F11.12.024	16" X 18" X 3"
VAS.SF.18SS	F11.12.025	18" X 18" X 3"
VAS.SF.20SS	F11.12.026	20" X 18" X 3"
VAS.SF.22SS	F11.12.027	22" X 18" X 3"
VAS.SF.24SS	F11.12.028	24" X 18" X 3"
VAS.GT.12SS	F11.12.008	12" X 18" X 3"
VAS.GT.14SS	F11.12.009	14" X 18" X 3"
VAS.GT.16SS	F11.12.010	16" X 18" X 3"
VAS.GT.18SS	F11.12.011	18" X 18" X 3"
VAS.GT.20SS	F11.12.012	20" X 18" X 3"
VAS.GT.24SS	F11.12.014	24" X 18" X 3"
VAS.APP.12SS	F11.11.041	12" X 18" X 3"
VAS.APP.14SS	F11.11.042	14" X 18" X 3"
VAS.APP.16SS	F11.11.043	16" X 18" X 3"
VAS.APP.18SS	F11.11.044	18" X 18" X 3"
VAS.APP.20SS	F11.11.045	20" X 18" X 3"
VAS.APP.22SS	F11.11.046	22" X 18" X 3"
VAS.APP.24SS	F11.11.047	24" X 18" X 3"
VAS.PT.12SS	F11.12.015	12" X 18" X 3"
VAS.PT.14SS	F11.12.016	14" X 18" X 3"
VAS.PT.16SS	F11.12.017	16" X 18" X 3"
VAS.PT.18SS	F11.12.018	18" X 18" X 3"
VAS.PT.20SS	F11.12.019	20" X 18" X 3"
VAS.PT.22SS	F11.12.020	22" X 18" X 3"
VAS.PT.24SS	F11.12.021	24" X 18" X 3"



DARK GRAY FINISH

TOP MOUNTED RAIL W/ END CAP

- Material : Aluminum
- Finish : Silver, Dark Gray
- Length : 2M
- Packing : Per Length



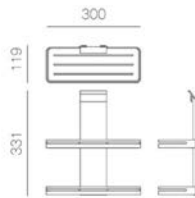
ITEM NO.	CODE	FINISH
KCH.AM050.2M.SL	F11.21.016	Silver
KCH.AM051.2M.DGRY	F11.21.017	Dark Gray



SILVER FINISH

DOUBLE LAYER RACK

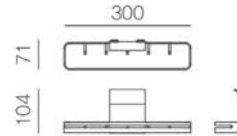
- Material : Aluminum + ABS
- Finish : Silver, Dark Gray
- Packing : Per Piece



ITEM NO.	CODE	FINISH
KCH.AM010.SL	F11.21.018	Silver
KCH.AM011.DGRY	F11.21.019	Dark Gray

MULTI-PURPOSE HANG RACK

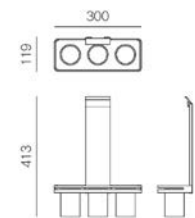
- Material : Aluminum + ABS
- Finish : Silver, Dark Gray
- Packing : Per Piece



ITEM NO.	CODE	FINISH
KCH.AM030.SL	F11.21.012	Silver
KCH.AM031.DGRY	F11.21.013	Dark Gray

UTENSIL RACK

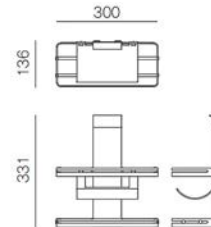
- Material : Aluminum + ABS
- Finish : Silver, Dark Gray
- Packing : Per Piece



ITEM NO.	CODE	FINISH
KCH.AM020.SL	F11.21.010	Silver
KCH.AM021.DGRY	F11.21.011	Dark Gray

TOWEL AND PAPER RACK

- Material : Aluminum + ABS
- Finish : Silver, Dark Gray
- Packing : Per Piece



ITEM NO.	CODE	FINISH
KCH.AM040.SL	F11.21.014	Silver
KCH.AM041.DGRY	F11.21.015	Dark Gray

Prices are subject to change without prior notice

SINGLE CORNER RACK

- Material : Iron
- Finish : Chrome
- Packing : Per Piece



ITEM NO.	CODE	L x W x H
KCH.TM010.CP	F11.21.020	318 x 340 x 280mm

SINGLE RACK

- Material : Iron
- Finish : Chrome
- Packing : Per Piece



ITEM NO.	CODE	L x W x H
KCH.TM020.CP	F11.21.021	450 x 185 x 280mm

2 LAYER SPICE RACK

- Material : Iron
- Finish : Chrome
- Packing : Per Piece



ITEM NO.	CODE	L x W x H
KCH.TM030.CP	F11.21.022	350 x 145 x 320mm

2 LAYER SPICE RACK

- Material : Iron
- Finish : Chrome
- Packing : Per Piece



ITEM NO.	CODE	L x W x H
KCH.TM040.CP	F11.21.023	350 x 180 x 280mm

3 LAYER RACK

- Material : Iron
- Finish : Chrome
- Packing : Per Piece



ITEM NO.	CODE	L x W x H
KCH.TM050.CP	F11.21.025	330 x 157 x 365mm

TISSUE PAPER SCROLL RACK

- Material : Iron
- Finish : Chrome
- Packing : Per Piece



ITEM NO.	CODE	L x W x H
KCH.TM060.CP	F11.21.024	260 x 155 x 245mm

TABLE PAN HODLER

- Material : Iron
- Finish : Chrome
- Packing : Per Piece



ITEM NO.	CODE	L x W x H
KCH.TM070.CP	F11.03.029	260 x 200 x 40mm

S-HOOK FOR KITCHEN RAILING

- Material : Iron
- Finish : Chrome
- Packing : Per Pack (5pcs.)



ITEM NO.	CODE	L x W x H
KCH.TM080.CP.PCK	F11.03.028	6 x 55 x 65mm

PIPE FOR KITCHEN RACK

- Material : SUS201 Stainless Steel
- Finish : Chrome Plated
- Diameter : Ø16mm
- Packing : 1 Bar, 2 Supports, 2 End Caps



ITEM NO.	CODE	LENGTH
KCH.WR060.SS	F11.03.026	600mm
KCH.WR080.SS	F11.03.027	800mm
KCH.WR120.SS	F11.03.025	1200mm

ALL PURPOSE WIRE BASKET

- Load Capacity : 20kgs
- Packing : Per Piece

SUS 202



*Hook detachable, sold separately.

ITEM NO.	CODE	L x W x H	CARCASE WIDTH
KCH.AL450.SS	F11.10.003	366 x 450 x 120 mm	450 mm
KCH.AL500.SS	F11.10.004	420 x 450 x 120 mm	500 mm
KCH.AL600.SS	F11.10.005	520 x 450 x 120 mm	600 mm
KCH.AL700.SS	F11.10.006	620 x 450 x 120 mm	700 mm
KCH.AL800.SS	F11.10.007	720 x 450 x 120 mm	800 mm
KCH.AL900.SS	F11.10.008	820 x 450 x 120 mm	900 mm

PLATES & SAUCERS WIREBASKET

- Load Capacity : 20kgs
- Packing : Per Piece

*USL



*Hook detachable, sold separately.

ITEM NO.	CODE	L x W x H	CARCASE WIDTH
KCH.PL400.SS	F11.10.012	320 x 450 x 120 mm	400 mm
KCH.PL600.SS	F11.10.014	520 x 450 x 120 mm	600 mm
KCH.PL800.SS	F11.10.015	720 x 450 x 120 mm	800 mm

CUPS & GLASSES WIREBASKET

- Load Capacity : 20kgs
- Packing : Per Piece

*USL



*Hook detachable, sold separately.

ITEM NO.	CODE	L x W x H	CARCASE WIDTH
KCH.CP400.SS	F11.10.009	320 x 450 x 120 mm	400 mm
KCH.CP500.SS	F11.10.010	420 x 450 x 120 mm	500 mm

OPTIONAL ADD-ON: DRIP TRAY WITH HOLDER

- Material : Plastic
- Finish : Clear
- Packing : Per Piece



ITEM NO.	CODE	BEST WIDTH	DESCRIPTION
KCH.TR400.WH	F11.10.018	AL/CL/PL - 400	Tray Only
KCH.TR450.WH	F11.10.019	AL/CL/PL - 450	Tray Only
KCH.TR500.WH	F11.10.020	AL/CL/PL - 500	Tray Only
KCH.TR600.WH	F11.10.021	AL/CL/PL - 600	Tray Only
KCH.TR700.WH	F11.10.022	AL/CL/PL - 700	Tray Only
KCH.TR800.WH	F11.10.023	AL/CL/PL - 800	Tray Only
KCH.TR900.WH	F11.10.024	AL/CL/PL - 900	Tray Only
KCH.HOOK1	F11.10.001		Hook for Tray/Pair

BUILT-IN DISH TRAY

- Material : SUS304 Stainless Steel
- Finish : Polished Stainless Steel
- Packing : Per Piece

SUS 304



ITEM NO.	CODE	L x W x H	CARCASE WIDTH
KCH.HS600.PSS	F11.22.004	(530-580) x 240 x (40-85) mm	600 mm
KCH.HS800.PSS	F11.22.005	(730-780) x 240 x (40-85) mm	800 mm
KCH.HS900.PSS	F11.22.007	(830-880) x 240 x (40-85) mm	900 mm
KCH.HS1000.PSS	F11.22.002	(930-980) x 240 x (40-85) mm	1000 mm

WINE AND GLASS HOLDER

- Material : SUS202 Stainless Steel
- Finish : Polished Stainless Steel
- Packing : Per Piece

SUS 202

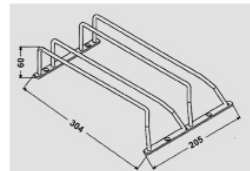
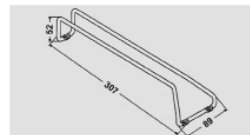


ITEM NO.	CODE	L x W x H	CARCASE WIDTH
KCH.S905.PSS	F11.16.009	900 x 300 x 385 mm	900 mm

SINGLE/DOUBLE GLASS RACK

- Material : SUS304 Stainless Steel
- Finish : Polished Stainless Steel
- Packing : Per Piece

SUS 304



ITEM NO.	CODE	L x W x H
KCH.W027.PSS	F11.22.009	307 x 89 x 52 mm
KCH.W002.PSS	F11.22.008	330 x 205 x 60 mm

COUNTERTOP DISH RACK

- Material : SUS304 Stainless Steel
- Finish : Polished Stainless Steel
- Packing : Per Piece

SUS 304



ITEM NO.	CODE	L x W x H
KCH.DT850.PSS	F11.22.006	504 x 250 x 578mm

DISH TRAY W/ UTENSIL RACK

- Material : Stainless Steel
- Finish : Polished Stainless Steel
- Packing : Per Piece

SUS 304



ITEM NO.	CODE	L x W x H
KCH.DT560.PSS	F11.22.003	606 x 250 x 385mm

COUNTERTOP DISH RACK

- Material : Stainless Steel
- Finish : Polished Stainless Steel
- Packing : Per Piece



ITEM NO.	CODE	L x W x H
KCH.HS610.PSS	F11.16.001	560 x 270 x 395mm

EXPANDABLE DISH RACK

- Material : ABS
- Finish : Gray
- Packing : Per Piece

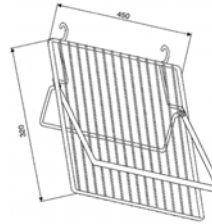


ITEM NO.	CODE
KCH.DR918.GRY	F11.11.034

COOKCOOK SHELF

- Material : SUS304 Stainless Steel
- Finish : Polished Stainless Steel
- Packing : Per Piece

SUS 304

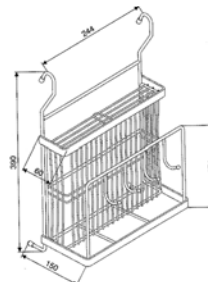


ITEM NO.	CODE	L x W x H
KCH.W010.PSS	F11.21.001	450 x 320 x 48mm

KNIFE & CUTTING BOARD RACK

- Material : SUS304 Stainless Steel
- Finish : Polished Stainless Steel
- Packing : Per Piece

SUS 304

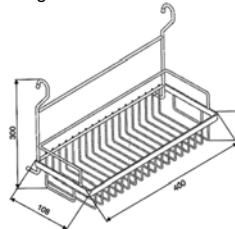


ITEM NO.	CODE	L x W x H
KCH.W067.PSS	F11.21.009	244 x 150x 390mm

MULTI PURPOSE RACK

- Material : SUS304 Stainless Steel
- Finish : Polished Stainless Steel
- Packing : Per Piece

SUS 304



ITEM NO.	CODE	L x W x H
KCH.W071.PSS	F11.21.007	400 x 108 x 300mm

BOWL AND DISH HOLDER

- Material : SUS304 Stainless Steel
- Finish : Polished Stainless Steel
- Packing : Per Piece

SUS 304



ITEM NO.	CODE	DIMENSION
KCH.W008.PSS	F11.03.006	413mm(L) x 266mm(W) x 331mm(H)

UTENSIL HANGING RACK

- Material : Stainless Steel
- Finish : Polished Stainless Steel
- Packing : Per Piece



ITEM NO.	CODE	L x W x H
KCH.W040.PSS	F11.21.003	250 x 140 x 400mm

HANGING SPICE RACK W/ TOWEL BAR

- Material : Stainless Steel
- Finish : Polished Stainless Steel
- Packing : Per Piece



ITEM NO.	CODE	L x W x H
KCH.W050.PSS	F11.21.004	400 x 200 x 300 mm

HANGING 2 LAYER SPICE RACK

- Material : Stainless Steel
- Finish : Polished Stainless Steel
- Packing : Per Piece



ITEM NO.	CODE	L x W x H
KCH.W060.PSS	F11.21.005	350 x 160 x 330 mm

3 LAYER RACK FOIL & PAPER RACK

- Material : Stainless Steel
- Finish : Polished Stainless Steel
- Packing : Per Piece



ITEM NO.	CODE	L x W x H
KCH.W070.PSS	F11.21.006	330 x 150 x 330 mm

3 LAYER KITCHEN FOIL & PAPER DISPENSER

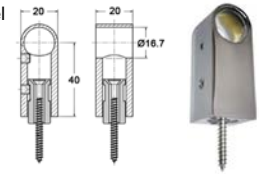
- Material : Stainless Steel
- Finish : Polished Stainless Steel
- Packing : Per Piece



ITEM NO.	CODE	L x W x H
KCH.W080.PSS	F11.21.008	325 x 135 x 330mm

TUBE WALL BRACKET FOR KITCHEN RAILING

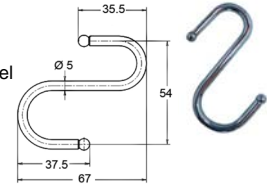
- Material : Stainless Steel
- Finish : Polished Stainless Steel
- Packing : Per Piece



ITEM NO.	CODE
S32.WF5001.PSS	F11.03.009

S-HOOK FOR KITCHEN RAILING

- Material : Stainless Steel
- Finish : Polished Stainless Steel
- Packing : Per Pack (4pcs.)



ITEM NO.	CODE
KCH.WF161.PSS	F11.03.007

MICROWAVE BRACKET WALL MOUNT

- Material : Steel
- Finish : White, Black
- Capacity : 30kgs
- Packing : Per Pair



ITEM NO.	CODE	DIMENSION
KMP.340.WHT	F11.04.018	320 - 490 x 200 mm
KMP.340.BLK	F11.04.029	320 - 490 x 200 mm

MODULAR SYSTEM



SUGGESTED SOLUTION FOR DIFFERENT SIZES OF DRAWER

400 and 450mm Drawers



500mm Drawer



600 and 700mm Drawers



800mm Drawer



900mm Drawer



S376 CUTLERY TRAY

- Material : ABS
- Finish : Dark Gray, White
- Packing : Per Piece



ITEM NO.	CODE	DIMENSION
KCH.CT.S376.DGRY	F11.02.005	376mm x 472mm x 50mm(T)
KCH.CT.S376.WHT	F11.02.013	376mm x 472mm x 50mm(T)

CONDIMENTS TRAY, FIT IN CT.R266

- Material : ABS
- Finish : Dark Gray, White
- Packing : Per Piece



ITEM NO.	CODE	DIMENSION
KCH.CT.A10.DGRY	F11.02.007	103mm x 445mm x 24mm(T)
KCH.CT.A10.WHT	F11.02.015	103mm x 445mm x 24mm(T)

Q240 CUTLERY TRAY

- Material : ABS
- Finish : Dark Gray, White
- Packing : Per Piece



ITEM NO.	CODE	DIMENSION
KCH.CT.Q240.DGRY	F11.02.003	240mm x 472mm x 50mm(T)
KCH.CT.Q240.WHITE	F11.02.010	240mm x 472mm x 50mm(T)

R266 CUTLERY TRAY

- Material : ABS
- Finish : Dark Gray, White
- Packing : Per Piece



ITEM NO.	CODE	DIMENSION
KCH.CT.R266.DGRY	F11.02.004	265mm x 472mm x 50mm(T)
KCH.CT.R266.WHT	F11.02.011	265mm x 472mm x 50mm(T)

M273 CUTLERY TRAY

- Material : ABS
- Finish : Dark Gray, White
- Packing : Per Piece

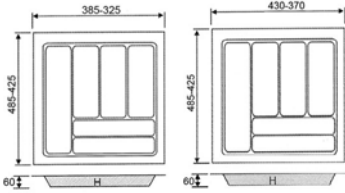


ITEM NO.	CODE	DIMENSION
KCH.CT.M273.DGRY	F11.02.006	270mm x 472mm x 50mm(T)
KCH.CT.M273.WHT	F11.02.014	270mm x 472mm x 50mm(T)

CUTLERY TRAY

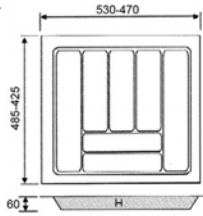
CUTLERY TRAY

- Material : Polystyrene
- Finish : Gray, White
- Packing : Per Piece



ITEM NO.	CODE	CARCASE WIDTH
KCH.CT450C.WHT	F11.02.017	450mm
KCH.CT450C.GRY	F11.02.018	450mm
KCH.CT500C.WHT	F11.02.019	500mm
KCH.CT500C.GRY	F11.02.020	500mm
KCH.CT500.DGRY	F11.02.008	500mm

CUTLERY TRAY



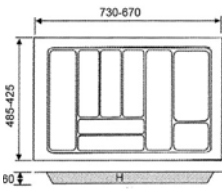
ITEM NO.	CODE	CARCASE WIDTH
KCH.CT600C.WHT	F11.02.021	600mm
KCH.CT600C.GRY	F11.02.022	600mm
KCH.CT600C.DGRY	F11.02.009	600mm

CUTLERY TRAY



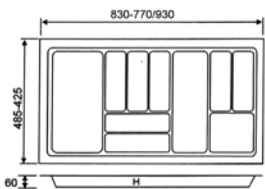
ITEM NO.	CODE	CARCASE WIDTH
KCH.CT700C.GRY	F11.02.037	700mm

CUTLERY TRAY



ITEM NO.	CODE	CARCASE WIDTH
KCH.CT800C.WHT	F11.02.023	800mm
KCH.CT800C.GRY	F11.02.024	800mm


CUTLERY TRAY



ITEM NO.	CODE	CARCASE WIDTH
KCH.CT900C.WHT	F11.02.025	900mm
KCH.CT900C.GRY	F11.02.026	900mm
KCH.CT1000C.GRY	F11.02.039	1000mm

EVA ANTI-SLIP MAT

- Material : EVA
- Finish : Gray
- Installation : for Drawers
- Packing : Per Meter
1 Roll=20M



ITEM NO.	CODE	DIMENSION
S32.VS730.PVC.GRY	F11.02.002	50cm x 100cm x 1.0mm(T)
S32.VS730.PVC.GRY.ROLL	F11.02.036	50cm x 2000cm x 1.0mm(T)
S32.VS720.PVC.GRY	F11.02.035	50cm x 100cm x 1.0mm(T)
S32.VS720.PVC.GRY.ROLL	F11.02.034	50cm x 2000cm x 1.0mm(T)

ALUMINUM STUCCO


- Material : PVC Aluminum
- Finish : Aluminum Textured
- Usage : for Kitchen
- Description : Undersink Application With Adhesive
- Thickness : 0.3mm
- Packing : Per 4M
1 Roll=40M



ITEM NO.	CODE	DIMENSION
S32.AST1240.SL	F20.01.001	1.2 x 4M

PVC UNDER-SINK KITCHEN MATTING

- Material : Polystyrene
- Finish : Gray
- Description : Dimples can collect up to 1 Gal. of water Per 6 Square Feet
- Packing : Per Sheet




ITEM NO.	CODE	DIMENSION
S32.HS336.GRY	230.15.336	550mm x 2000mm

STAINLESS STEEL CUTLERY TRAY

- Material : Stainless Steel
- Finish : Satin Stainless Steel
- Packing : Per Piece

- Includes 6 Slots
- 3 pcs. 178x90mm
- 3 pcs. 260x90mm



ITEM NO.	CODE	CARCASE WIDTH
KCH.SSB500.SSS	F11.02.038	500mm

Prices are subject to change without prior notice

BUILT-IN PULLOUT RICE BIN

- Finish : White
- Capacity : 10kgs
- Carcase Width : 150mm
- Includes : Soft Close Slide
- Packing : Per Piece



ITEM NO.	CODE	DIMENSION
KCH.RB150.WH	F11.05.003	100 x 470 x 545mm

BUILT-IN PULLOUT RICE BIN WITH LCD

- Finish : White
- Capacity : 15kgs.
- Carcase Width : 200mm
- Includes : Soft Close Slide, Digital Meter
- Packing : Per Piece



ITEM NO.	CODE	DIMENSION
KCH.RB200E.WHT	F11.05.042	150 x 470 x 545mm

BUILT-IN PULLOUT RICE BIN WITH LCD

- Material : ABS
- Finish : White
- Capacity : 18kgs.
- Carcase Width : 300mm
- Includes : Soft Close Slide, Digital Meter
- Packing : Per Piece



ITEM NO.	CODE	DIMENSION
KCH.RB300D.WHT	F11.05.044	150 x 470 x 545mm

BUILT-IN PULLOUT RICE BIN

- Finish : White
- Capacity : 10kgs.
- Carcase Width : 300mm
- Includes : Soft Close Slide
- Packing : Per Piece



ITEM NO.	CODE	DIMENSION
KCH.RB300B.WH	F11.05.002	245 x 490 x 320mm

BUILT-IN PULLOUT RICE BIN

- Material : ABS
- Finish : White
- Capacity : 18kgs
- Carcase Width : 300-350mm
- Includes : Drawer Slide, Digital Metering
- Packing : Per Piece



ITEM NO.	CODE	DIMENSION
KCH.RB300C.WHT	F11.05.043	260 x 390 x 480mm

BUILT-IN PULLOUT RICE BIN / FOOD BOX

- Finish : White
- Capacity : 10kgs.
- Carcase Width : 300mm
- Includes : Soft Close Slide
- Packing : Per Piece



ITEM NO.	CODE	DIMENSION
KCH.RB300A.WH	F11.05.001	240 x 490 x 320mm

RICE BOX

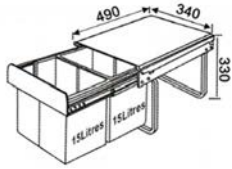
- Material : Plastic
- Finish : Gray, White
- Capacity : 12kgs.
- Packing : Per Piece



ITEM NO.	CODE	DIMENSION
KCH.RBG12.GRY	F11.05.040	340 x 210 x 385mm

PULLOUT BIN

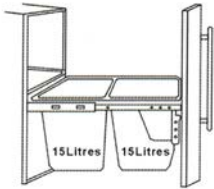
- Finish : Gray, White
- Capacity : 2 x15 Liters
- Application : Swing Door
- Packing : Per Piece



ITEM NO.	CODE	W x D x H	CARCASE WIDTH
KCH.DB15B.WH	F11.05.007	340 x 490 x 330mm	400mm
KCH.DB15B.GRY	F11.05.008	340 x 490 x 330mm	400mm

PULLOUT BIN

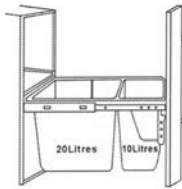
- Finish : Gray
- Capacity : 2 x15 Liters
- Installation : Attached to the door
- Application : Pull-out Door/ Drawer
- Packing : Per Piece



ITEM NO.	CODE	W x D x H	CARCASE WIDTH
KCH.DB15C.GRY	F11.05.009	340 x 490 x 330mm	400mm

PULLOUT BIN

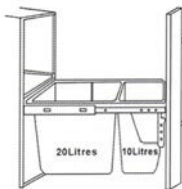
- Finish : Gray
- Capacity : 20+10 Liters
- Installation : Attached to the door
- Application : Pull-out Door / Drawer
- Packing : Per Piece



ITEM NO.	CODE	W x D x H	CARCASE WIDTH
KCH.DB30C.GRY	F11.05.011	260 x 490 x 430mm	300mm

PULLOUT BIN

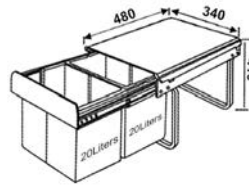
- Finish : Gray
- Capacity : 20+10 Liters
- Installation : Attached to the door
- Application : Pull-out Door / Drawer
- Packing : Per Set



ITEM NO.	CODE	W x D x H	CARCASE WIDTH
KCH.DB300.GRY	F11.05.045	260 x 480 x 410mm	300mm

PULLOUT BIN

- Finish : Gray
- Capacity : 2 x 20 Liters
- Installation : Attached to the door
- Application : Pull-out Door / Drawer
- Packing : Per Set



ITEM NO.	CODE	W x D x H	CARCASE WIDTH
KCH.DB400.GRY	F11.05.046	340 x 480 x 410mm	400mm

BUILT-IN WASTE BIN

- Material : Stainless Steel
- Finish : Black, Gray
- Capacity : 10 Liters
- Packing : Per Piece



ITEM NO.	CODE	DIMENSION
KCH.WB310BK.SS	F11.05.005	Ø 275 x 320mm
KCH.WB310GY.SS	F11.05.006	Ø 275 x 320mm

BUILT-IN WASTE BIN

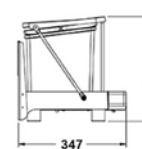
- Material : Stainless Steel, PVC
- Finish : Satin Stainless Steel
- Capacity : 8 Liters
- Packing : Per Piece



ITEM NO.	CODE	DIMENSION
OPT.WB508S	F11.05.015	Ø 265 x 265mm
OPT.WB508W	F11.05.013	Ø 265 x 265mm

PUSH OPEN WASTEBIN

- Material : Steel / Plastic
- Finish : Gray
- Application : Door Mounted
- Capacity : 16 Liters
- Packing : Per Piece



ITEM NO.	CODE	W x D x H	CARCASE WIDTH
KCH.WB350PN.GRY	F11.05.012	364 x 347 x 337mm	400mm



DELUXE STEP-BIN / PRESTIGE STEP-BIN

- Material : Stainless Steel
- Finish : Satin Stainless Steel
- Features : Fingerprint Proof
Soft-Closing
100,000 cycles
- Packing : Per Piece



7030,7008,7012

8020,8030

ITEM NO.	CODE	CAPACITY
UL.8020.SSS	F11.05.029	20L
UL.8030.SSS	F11.05.030	30L
UL.7030.SSS	F11.05.028	30L
UL.7008.SSS	F11.05.027	8L
UL.7012.SSS	F11.05.026	12L

CLASSIC STEP-BIN

- Material : Stainless Steel
- Finish : PSS, SSS
- Capacity : 5L, 7L, 12L, 20L
- Features : 30,000 cycles tested
- Packing : Per Piece



ITEM NO.	CODE	DIMENSION
UL.1005.PSS	F11.05.016	Ø203 x 284mm(H)
UL.1007.PSS	F11.05.017	Ø210 x 320mm(H)
UL.1012.PSS	F11.05.018	Ø248 x 400mm(H)
UL.1020.PSS	F11.05.019	Ø292 x 445mm(H)
UL.1005.SSS	F11.05.033	Ø203 x 284mm(H)
UL.1007.SSS	F11.05.034	Ø210 x 320mm(H)
UL.1012.SSS	F11.05.035	Ø248 x 400mm(H)
UL.1020.SSS	F11.05.036	Ø292 x 445mm(H)

PREMIER STEP-BIN

- Material : Stainless Steel
- Finish : Satin Stainless Steel
- Capacity : 6L, 10L
- Features : Fingerprint Proof
Soft Closing
50,000 cycles
- Packing : Per Piece



ITEM NO.	CODE	DIMENSION
UL.6006.SSS	F11.05.024	235mm(W) x 230mm(LD) x 318mm(H)
UL.6010.SSS	F11.05.025	296mm(W) x 260mm(LD) x 445mm(H)

SENSOR DUSTBIN

- Material : Stainless Steel / ABS
- Finish : Satin Stainless Steel / Black
- Packing : Per Piece



S3530R

S3230S

S3248S

Note: Battery sold separately, 4 x AA

ITEM NO.	CODE	DIMENSION
UL.S3530R	F11.05.039	320mmØ x 525mm, 30L
UL.S3230S	F11.05.037	320mm x 240mm x 500mm, 30L
UL.S3248S	F11.05.038	320mm x 240mm x 658mm, 48L

BULLET STEP-BIN / ELITE STEP-BIN

- Material : Stainless Steel
- Capacity : 33 Liters
- Features : 100,000 cycles tested
- Packing : Per Piece



3005,3012,3020

5033

ITEM NO.	CODE	DIMENSION
UL.3005.SSS	F11.05.020	Ø200 x 290mm(H), 5L
UL.3012.SSS	F11.05.021	Ø250 x 400mm(H), 12L
UL.3020.SSS	F11.05.022	Ø290 x 450mm(H), 20L
UL.5033.MS	F11.05.023	Ø350 x 700mm(H), 33L

**KITCHEN ROLLER SHUTTER
SMART BOX FOR EASY INSTALLATION**

• Packing : Per Set



MATERIAL : GLASS

MATERIAL : ALUMINUM

MATERIAL : PVC



WHITE

BLACK

ANODIZED

SS HAIRLINE

SILVER GRAY

ITEM NO.	CODE	MATERIAL	SIZE
S32.RSA6014.SSHL	F11.03.020	Aluminum	60cm x 140cm
S32.RSA6014.SL	F11.03.019	Aluminum	60cm x 140cm
S32.RSG6014.WHT	F11.03.022	Glass	60cm x 140cm
S32.RSG6014.BLK	F11.03.021	Glass	60cm x 140cm
S32.RSP6014.SS	F11.03.021	PVC	60cm x 140cm

*SPU

ELECTRIC "FLY FOLD" - GLASS ROLLER SHUTTER

- Material : White Glass
- Description : Includes LED Light (have different colors)
Sensor Touch Operation (AC100-240V)
- Packing : Per Set

- 3 Layers
- 10kg load per layer
- Changes LED light every touch control
- 80W Rated power
- 800(W) X 720(H) X 350(D)mm



ELECTRONIC GLASS ROLLER SHUTTER
Access this QR Code to download;



Note: Other sizes/color available by special request

ITEM NO.	CODE
S32.EGS8072.WHT	F11.03.024

ALUMINUM VENTILLATION GRILL

- Material : Aluminum
- Packing : Per Piece



STAINLESS VENTILLATION GRILL

- Material : Stainless Steel
- Finish : Stainless Steel
- Packing : Per Piece

ITEM NO.	CODE	DIMENSION
S32.VG300.MGRY	F11.04.023	300mm x 80mm
S32.VG400.MGRY	F11.04.024	400mm x 80mm
S32.VG500.MGRY	F11.04.025	500mm x 80mm
S32.VG225.ALUM	F11.04.009	225mm x 80mm
S32.VG300.ALUM	F11.04.010	300mm x 80mm
S32.VG400.ALUM	F11.04.011	400mm x 80mm
S32.VG500.ALUM	F11.04.012	500mm x 80mm
S32.VG225.BLK	F11.04.030	225mm x 80mm
S32.VG300.BLK	F11.04.031	300mm x 80mm
S32.VG400.BLK	F11.04.032	400mm x 80mm
S32.VG500.BLK	F11.04.033	500mm x 80mm

STAINLESS VENTILLATION GRILL


- Material : Staines Steel
- Finish : Stainless Steel
- Packing : Per Piece



ITEM NO.	CODE	DIMENSION
S32.VD200.SS	F11.04.007	228mm(L) x 66mm(W) x 5mm(T)
S32.VM120.SS	F11.04.006	Ø85mm

VENTILLATION GRILL

- Material : PVC
- Finish : Gray
- Packing : Per Piece



ITEM NO.	CODE	DIMENSION
S32.K070.GRY	F11.04.005	Ø60mm
S32.VG220P.GRY	F11.04.008	228 x 66mm

CONCEALED SUSPENSION HANGING BRACKET

- Material : Steel
- Finish : Black
- Capacity : 350kgs.
- Cabinet Depth : 600mm
- Packing : Per Pair



ITEM NO.	CODE	DIMENSION
S32.CHB320	F11.04.034	320 x 100mm

CONCEALED SUSPENSION HANGING BRACKET

- Material : Steel
- Capacity : 450kgs.
- Packing : Per Pair



ITEM NO.	CODE	DIMENSION	FINISH
S32.CHB450.GRY	F11.04.036	450 x 100mm	Gray
S32.CHB450.SS	F11.04.037	450 x 100mm	Stainless Steel
S32.CHB320.GRY	F11.04.035	320 x 100mm	Gray

HANGING BRACKET T-BRACKET

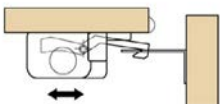
- Material : Steel
- Finish : Gray
- Capacity : 350kgs.
- Packing : Per Pair



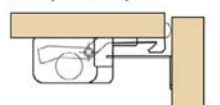
ITEM NO.	CODE	DIMENSION
S32.TB250.GRY	F11.04.038	250 x 100mm
S32.TB300.GRY	F11.04.039	300 x 100mm

EARTHQUAKE PROOF ACCESSORY

- Material : Metal, Plastic Housing
- Finish : White
- Packing : Per Piece



Lock in state. Door is safely latch unless pushed to open.



Unlocked state. Latch is released and door can be opened safely by pushing the door shut first.



The Latch is a quiet door latching devise. It is a perfect anti-earthquake protection for the home.

ITEM NO.	CODE
BSR.EPA30	F11.04.014

ADJUSTABLE PLINTH FOOT

- Material : PP
- Color : Black
- Packing : Per Set (1 Set = 4pcs.)



K130A, K170B

Load Capacity : 300kg/set
For kitchen/wardrobe

KP130

Load Capacity : 440kg/set
For kitchen/wardrobe

H130

Load Capacity : 300kg/set
For kitchen/wardrobe

ITEM NO.	CODE	DESCRIPTION
S32.K130A	F16.05.001	100-130mm
S32.K170B	F16.05.005	145-170mm
S32.H130	F16.05.012	100-130mm
S32.KP130	F16.05.003	90-130mm

PLINTH FOOT FOR WARDROBE

- Material : ABS Plastic
- Color : Black
- Packing : Per Set (1 Set = 4pcs.)



KD70

Load Capacity : 700kg/set
For kitchen/wardrobe

KD130

Load Capacity : 700kg/set
For kitchen/wardrobe



PBC30.M
Clip



PBC30
Clip



KD130
Clip for Aluminum



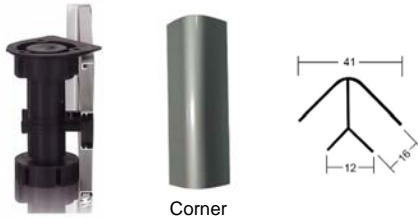

KD135C
Clip for Wood

ITEM NO.	CODE	DESCRIPTION	PACKING
S32.KD70	F16.05.004	50-70mm	Per Set
S32.KD130	F16.05.008	90-130mm	Per Set
S32.KD180	F16.05.011	180-200mm	Per Set
S32.KD130C	F16.05.009	Clip for Aluminum	Per Piece
S32.KD135C.WOOD	F16.05.010	Clip for Wood	Per Piece
S32.PBC30.M	F16.05.007	Clip	Per Piece
S32.PBC30	F16.05.006	Clip	Per Piece

Prices are subject to change without prior notice

KITCHEN PLINTH ALUMINUM BASEBOARD

- Material : Aluminum
- Finish : Anodized Silver, Black
- Packing : Per Length, Per Piece




ITEM NO.	CODE	DESCRIPTION
TTN.ALB120.3.6.SL	F11.01.016	120mm, Silver Anodized
TTN.ALB120.3.8.BLK	F11.01.019	120mm, Black
TTN.ALB120C.SL	F11.01.017	120mm, Corner
TTN.ALB120C.BLK	F11.01.020	120mm, Corner

LENGTH	PACKING
3600mm	Per Length
3800mm	Per Length
-	Per Piece
-	Per Piece

ALUMINUM BASEBOARD WITH DUST STRIP

- Material : Aluminum
- Description : with LED light provision
- Length : 4000mm
- Includes : Dust Strip and LED Cover
- Packing : Per Length



Top Light Down Light Floor Light



Note: For LED Light use LUM.FC0B4N180, LUM.FC0B8N180, LUM.FC0B4W180 or LUM.FC0B8W180

ITEM NO.	CODE	DIMENSION	FINISH
TTN.ALB100L.4M.BLK	F11.01.023	13 x 100mm	Black
TTN.ALB100L.4M.SL	F11.01.024	13 x 100mm	Silver

ALUMINUM BASEBOARD WITH DUST STRIP

- Material : Aluminum
- Length : 3000mm
- Includes : Dust Strip
- Packing : Per Length



ITEM NO.	CODE	DIMENSION	FINISH
TTN.ALB100S.3M.BLK	F11.01.025	13 x 100mm	Black
TTN.ALB100S.3M.SL	F11.01.026	13 x 100mm	Silver

KITCHEN PLINTH PVC BASEBOARD

- Finish : Silver / Hairline
- Packing : Per Length



ITEM NO.	CODE	DIMENSION	FINISH
S32.PB100.4M	F11.01.004	100mm(H) x 4mtrs(L)	Silver Hairline
S32.PB120.4M	F11.01.008	120mm(H) x 4mtrs(L)	Silver Hairline
S32.PB150.4M	F11.01.009	150mm(H) x 4mtrs(L)	Silver Hairline
S32.PB100.4M.DGRY	F11.01.021	100mm(H) x 4mtrs(L)	Dark Gray
S32.PB100.4M.BLK	F11.01.027	100mm(H) x 4mtrs(L)	Black
S32.PBC.100	F11.01.002	100mm(H)	Silver
S32.PBC100.BLK	F11.01.028	100mm(H)	Black
S32.PBC.120	F11.01.003	120mm(H)	Silver
S32.PBC.150	F11.01.005	150mm(H)	Silver
S32.PBC100.	F11.01.022	94mm(H), 90°	Dark Gray

BASEBOARD CONNECTOR FLEXIBLE 90° & 180° ANGLE

- Packing : Per Piece



PBC100, PBC120, PBC150

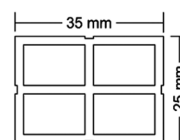
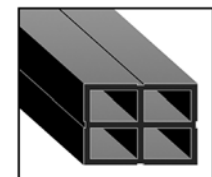


PBS100, PBS120, PBS150

ITEM NO.	CODE	DIMENSION	FINISH
S32.PBC100.FLEX	F11.01.013	100mm(H)	Alum Hairline
S32.PBC120.FLEX	F11.01.014	120mm(H)	Alum Hairline
S32.PBC150.FLEX	F11.01.015	150mm(H)	Alum Hairline
S32.PBS100	F11.01.010	100mm(H)	PVC, Anodized Silver
S32.PBS120	F11.01.011	120mm(H)	PVC, Anodized Silver
S32.PBS150	F11.01.012	150mm(H)	PVC, Anodized Silver

PVC COUNTERTOP SUPPORT

- Material : PVC
- Finish : Black
- Description : Use as replacement for countertop substraight
- Packing : Per Length



ITEM NO.	CODE	LENGTH
S32.PB3525.3M	F11.04.021	3000mm

VERTICAL SINGLE/DOUBLE SIZE WALL BED MECHANISM

- Material : Steel powder coated (Dark Gray)
Wood (Birch)
- Mechanism Type : Single-Hydraulic (4 x 56kgs)
Double-Hydraulic (4 x 80kgs)
- Packing : Per Set



Note: Mechanism and Platform Bed Frame Only
Recommended Mattress is 2000 x 1200 x 170mm (30kg)

ITEM NO.	CODE	DIMENSION	BED CAPACITY
S32.FBED.VS90	F17.02.003	2110 x 955mm	90cm/25kg
S32.FBED.VD120	F17.02.004	2110 x 1255mm	1200cm/30kgs

VERTICAL QUEEN SIZE DESK WALL BED MECHANISM

- Material : Steel powder coated (Dark Gray)
Wood (Birch)
- Mechanism Type : Single-Hydraulic (4 x 100kgs)
- Packing : Per Set



Note: Mechanism and Platform Bed Frame Only
Recommended Mattress is 2000 x 1500 x 170mm (35kg)

ITEM NO.	CODE	DIMENSION	BED CAPACITY
S32.FBED.VQ150.DK	F17.02.008	2110 x 1555mm	1500cm/35kg

HORIZONTAL SINGLE/DOUBLE WALL BED MECHANISM

- Material : Steel powder coated (Dark Gray)
Wood (Birch)
- Mechanism Type : Single-Hydraulic (4 x 56kgs)
Double-Hydraulic (4x 80kgs)
- Packing : Per Set



Note: Mechanism and Platform Bed Frame Only
Recommended Mattress is 2000 x 900 x 170mm / 2000 x 1200 x 170mm

ITEM NO.	CODE	DIMENSION	BED CAPACITY
S32.FBED.HS90	F17.02.005	2056 x 1010mm	100cm/25kg
S32.FBED.HD120	F17.02.006	2056 x 1310mm	1300cm/30kgs

HORIZONTAL DOUBLE SIZE DESK WALL BED MECHANISM

- Material : Steel powder coated (Dark Gray)
Wood (Birch)
- Mechanism Type : Hydraulic (4 x 56kgs)
- Packing : Per Set



Note: Mechanism and Platform Bed Frame Only
Recommended Mattress is 2000 x 1200 x 170mm (30kg)

ITEM NO.	CODE	DIMENSION	BED CAPACITY
S32.FBED.HD120.DK	F17.02.007	2056 x 1313mm	1300cm/30kg

DESK BED MECHANISM

- Material : Steel powder coated (Black)
- Size : for bed 900 x 1900mm
- Mechanism Type : Hydraulic (2 x 1000N)
- Packing : Per Set

Example Installation



Note: Mechanism (Only)
Screws sold separately

ITEM NO.	CODE
S32.FBED.DB90	F17.02.010

HORIZONTAL SINGLE MURPHY BED MECHANISM

- Material : Steel powder coated (White)
- Size : for Horizontal bed 900 x 1900mm
- Mechanism Type : Spring
- Packing : Per Set

Example Installation



ITEM NO.	CODE
S32.FBED.HS397	F17.02.009

FOLDOUT DESK MECHANISM

- Material : Steel powder coated (Gray)
- Size : Suggested desktop width: 600-900mm
Cabinet Width: >3000mm
- Mechanism Type : Concealed Hinge & Roller Caster
- Packing : Per Set

Example Installation

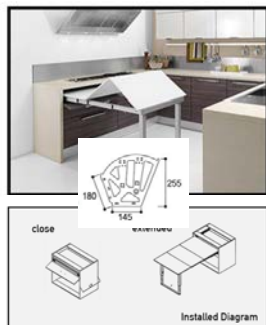


Note: Mechanism Only

ITEM NO.	CODE
S32.FDESK.FD60	F17.02.011

FOLDING EXTENSION TABLE WITH LEGS

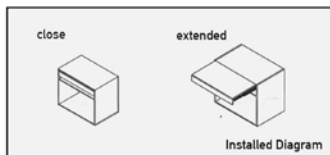
- Material : Aluminum
- Finish : Matte Nickel Brushed
- Description : Used in desk, dining table and others
- Load Weight : 70kgs
- Packing : Per Set/Mechanism only



ITEM NO.	CODE	CARCASS	INTERNAL CABINET DEPTH
S32.FET1.W90D540	F17.02.012	900 x 540mm	555mm

FOLDING EXTENSION TABLE

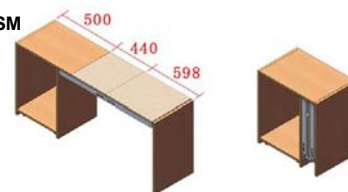
- Material : Aluminum
- Finish : Matte Nickel Brushed
- Description : Used in desk, dining table and others
- Load Weight : 30kgs
- Packing : Per Set/Mechanism only



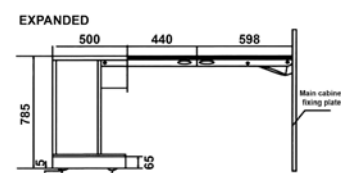
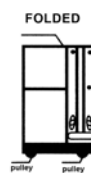
ITEM NO.	CODE	CARCASS	INTERNAL CABINET DEPTH
S32.FET2.W80D540	F17.02.013	800 x 540mm	540mm
S32.FET2.W60D540	F17.02.014	600 x 540mm	540mm
S32.FET2.W80D390	F17.02.015	800 x 390mm	390mm

FDESK FOLDOUT DESK MECHANISM

- Material : Aluminum
- Carcase Width : 800mm
- Table Length : 598mm
- Table Height : 785mm
- Bearing Capacity : 80kg
- Packing : Per Set



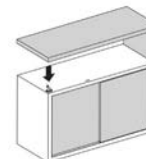
Hardware Mechanism - 2 pcs.
Screws and Bolts - 1 set
Wheel Caster - 4 pcs.



ITEM NO.	CODE
S32.FDESK.FD65	F17.02.025

TABLETOP PIVOT FITTING

- Material : Steel and Plastic
- Width Max. : 1200mm
- Depth Max. : 600mm
- Panel Thickness : ≥ 25 mm(top), ≥ 28 mm(side)
- Packing : Per Set



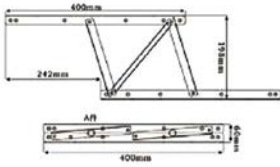
Consist of:

- Lever arm, long 1pc.
- Lever arm, short 1pc.
- Stop plate 1pc.
- Magnet 1pc.
- Sliding bushings 4pcs.
- Caster 1pc.
- Felt glides for glue fixing beneath swivel table 4pcs.

ITEM NO.	CODE
S32.TPF21	F17.02.026

LIFT UP COFFEE TABLE HARDWARE

- Material : Metal
- Finish : Black
- Load Capacity : 50kgs.
- Packing : Per Pair



ITEM NO.	CODE
S32.CT102.BLK	F17.02.019

LIFT UP COFFEE TABLE HARDWARE

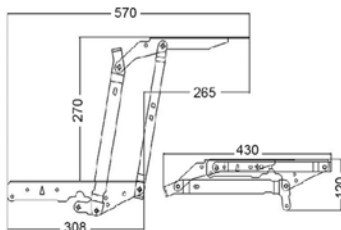
- Material : Steel
- Finish : Black
- Load Capacity : 150N Pneumatic Support for Closing
- Angle Range : 125°
- Raise-up Height : 242mm
- Packing : Per Pair



ITEM NO.	CODE	DIMENSION
S32.CT101.BLK	F17.02.020	221 x 45 x 98mm

TABLE LIFT UP MECHANISM FOR COFFEE TABLE

- Material : Steel
- Finish : Black
- Function : Lifting plank table
- Feature : H-270mm, 3kgs. Cap
- Packing : Per Set



ITEM NO.	CODE	CARCASS
S32.CT011	F17.02.017	500 x 500mm

TABLE MECHANISM FOR DINING-DOUBLE

- Material : Steel
- Finish : Black
- Function : Lifting-up table
- Feature : Raises to 510mm high
Lift up the table top 14.5"
Extends outward 20 inch
Table top weight 18kgs
Carry 50kgs when open
- Includes : Gas spring mechanism
- Load Capacity : 6.2kgs
- Packing : Per Pair



ITEM NO.	CODE	CARCASS
S32.CT122	F17.02.018	465 x 665mm

LIFT UP HINGE SOFA BED MECHANISM

- Material : Steel
- Finish : Black
- Description : Adjusts the angle for sofa bedding
110°, 145° & 180° angles
- Packing : Per Pair



ITEM NO.	CODE	SIZE
S32.SEC10.BLK	F17.02.021	230 x 70mm

FUTON CLICK CLACK SOFA BED MECHANISM

- Material : Steel
- Finish : Black
- Function : 3-Stops for 3 positions
- Feature : 90°, 115° & 180° angles
- Packing : Per Pair



ITEM NO.	CODE	DIMENSION
S32.SEC.35.BLK	F17.02.022	335 x 34 x 65mm

SOFA BED MECHANISM

- Material : Steel
- Finish : Black
- Description : Side or Sectional Bed Application
- Packing : Per Set/Mechanism only

Sectional Bed



Side Bed

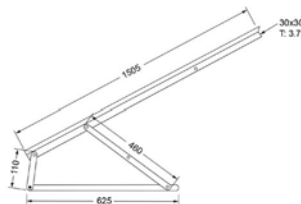


Note: Mechanism and Platform Bed Frame Only
Recommended Mattress is 2000 x 900 x 170mm (25kg)

ITEM NO.	CODE	CARCASS SOFA BED
S32.SEC60	F17.02.002	60" (1524mm) width x 31.5" (800mm)
S32.SEC80	F17.02.001	80" (2032mm) width x 31.5" (800mm)

SOFA BED LIFT MECHANISM

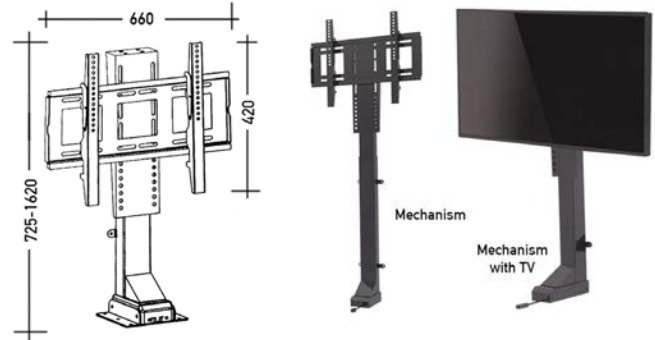
- Material : Steel
- Finish : Black
- Capacity : 90kgs.
- Description : Mechanism for bed lifting
Fit for Bed of Twin/Double/Queen/King Size
- Packing : Per Set/Mechanism only



ITEM NO.	CODE	CARCASS
S32.KA1004	F17.02.024	500 x 500mm

MOTORIZED TV LIFT MECHANISM

- Material : Iron
- Finish : Black
- Control : Remote
Manual Button
- TV Size : 32-57 inches
- Frame Height : 575-1225mm
- Max. Lifting Capacity : 80kg
- Speed Lift : 32mm/s
- Packing : Per Piece



ITEM NO.	CODE
S32.TVL4270.BLK	F16.03.002

MOTORIZED TABLE LIFT MECHANISM

- Material : Iron
- Finish : White
- Control : Led Display, Touch Control
- Frame Size : 1100-1600(W) x 575(D)mm
- Top Size : 1600(W) x 800(D)mm (Max)
- Frame Height : 750-1250mm
- Max. Lifting Capacity : 85kg
- Speed Lift : 25mm/s
- Packing : Per Piece



ITEM NO.	CODE
S32.SUD16080.WH	F16.03.001

ELECTRONIC SAFE

- Material : Black
- Finish : 3-6 Digit Code
- Manage : Battery-Operated
- Packing : Per Piece



ITEM NO.	CODE	CARCASS
S32.SV450	F17.01.032	430 x 380 x 200mm

WARDROBE PULLOUT BASKET



- Material : Aluminum
- Finish : Dark Gray
- Description : Concealed Soft Close Runner
Aluminum Extrusion Frame
Storage Basket
- Packing : Per Set



ITEM NO.	CODE	W x D x H	CARCASS WIDTH
S32.VD260.DGRY	F17.01.091	455 x 503 x 176mm	600mm
S32.VD280.DGRY	F17.01.092	455 x 703 x 176mm	800mm
S32.VD290.DGRY	F17.01.093	455 x 803 x 176mm	900mm

ADD ON ACCESSORIES FOR VD260, VD280, VD290


MODULAR BASKET

- Material : Aluminum
- Finish : Dark Gray
- Packing : Per Set



MODULAR CUBE TRAY

- Material : Aluminum
- Finish : Dark Gray
- Packing : Per Set



ITEM NO.	CODE	W x D x H	CARCASS WIDTH
S32.VD200.DGRY	F17.01.094	296 x 383 x 150mm	300mm
S32.VD015.DGRY	F17.01.099	200 x 412 x 55mm	200mm

PULLOUT TROUSERS RACK



- Material : Aluminum
- Finish : Dark Gray
- Description : Concealed Soft Close Runner
Aluminum Extrusion Frame
Pants Rack
- Packing : Per Set



ITEM NO.	CODE	W x D x H	CARCASS WIDTH
S32.VD560.DGRY	F17.01.084	455 x 503 x 50mm	600mm
S32.VD580.DGRY	F17.01.085	455 x 703 x 50mm	800mm
S32.VD590.DGRY	F17.01.086	455 x 803 x 50mm	900mm

PULLOUT CLOTHES WEAVED BASKET



- Material : Aluminum
- Finish : Dark Gray
- Description : Concealed Soft Close Runner
Aluminum Extrusion Frame
Wardrobe Storage Basket
- Packing : Per Set



ITEM NO.	CODE	W x D x H	CARCASS WIDTH
S32.VD660.DGRY	F17.01.088	455 x 503 x 176mm	600mm
S32.VD680.DGRY	F17.01.089	455 x 703 x 176mm	800mm
S32.VD690.DGRY	F17.01.090	455 x 803 x 176mm	900mm

PULLOUT JEWELRY STORAGE DRAWER



- Material : Aluminum
- Finish : Dark Gray
- Description : Concealed Soft Close Runner
Aluminum Extrusion Frame
Jewelry Storage Drawer
- Packing : Per Set



ITEM NO.	CODE	W x D x H	CARCASS WIDTH
S32.VD760.DGRY	F17.01.095	455 x 503 x 71mm	600mm
S32.VD780.DGRY	F17.01.096	455 x 703 x 71mm	800mm
S32.VD790.DGRY	F17.01.097	455 x 803 x 71mm	900mm

TIE RACK

- Material : Aluminum
- Finish : Dark Gray
- Packing : Per Set



ITEM NO.	CODE	W x D x H	CARCASS WIDTH
S32.VD001.DGRY	F17.01.087	420 x 112 x 80mm	450mm

MOUNTED PANTS RACK W/ 2 ROWS

- Material : Aluminum
- Finish : Dark Gray
- Description : Concealed Soft Close Runner
Pants Rack
- Packing : Per Set



ITEM NO.	CODE	W x D x H	CARCASS WIDTH
S32.VD030.DGRY	F17.01.083	455 x 630 x 115mm	700mm

SIDE MOUNTED PANTS RACK

- Material : Aluminum
- Finish : Dark Gray
- Description : Concealed Soft Close Runner
Pants Rack
- Packing : Per Set



ITEM NO.	CODE	W x D x H	CARCASS WIDTH
S32.VD029L.DGRY	F17.01.082	455 x 350 x 115mm	500mm

WARDROBE PULLOUT PIVOT MIRROR

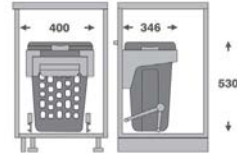
- Material : Aluminum
- Finish : Dark Gray
- Description : Ball Bearing Slide
- Packing : Per Set



ITEM NO.	CODE	W x H	CARCASS WIDTH
S32.VD011.DGRY	F17.01.098	350 x 970mm	500mm

FLIP DOWN HAMPER BASKET

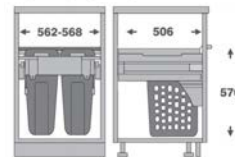
- Material : Plastic
- Finish : White
- Capacity : 48L
- Packing : Per Set



ITEM NO.	CODE	W x D x H	CARCASS WIDTH
S32.VR4548.WH	F17.01.080	400 x 346 x 530mm	450mm

PULL OUT HAMPER BASKET SOFT CLOSE

- Material : Plastic
- Finish : White/Blue
- Capacity : 70L
- Packing : Per Set



ITEM NO.	CODE	W x D x H	CARCASS WIDTH
S32.VR6035.WH	F17.01.081	562-568x506x570mm	600mm

HIGH-END SOFT CLOSE WIREBASKET

*USL

- Material : Aluminum
- Finish : Mocha (Powder Coated)
- Description : Soft-closing slides with dampened return, Telescoping frame for variations in cabinet width, Load capacity 15kgs. Shirts, Socks, Underwear, Towels & Blankets etc.
- Packing : Per Set



ITEM NO.	CODE	W x D x H	CARCASS WIDTH
S32.VH260.MK	F17.01.033	525 x 485 x 200mm	600mm
S32.VH280.MK	F17.01.034	725 x 485 x 200mm	800mm

HIGH-END SOFT CLOSE METALLIC BASKET

*USL

- Material : Aluminum
- Finish : Mocha (Powder Coated)
- Description : Soft-closing slides with dampened return, Telescoping frame for variations in cabinet width, Load capacity 15kgs. Shirts, Socks, Underwear, Towels & Blankets, etc.
- Packing : Per Piece



ITEM NO.	CODE	W x D x H	CARCASS WIDTH
S32.VH180.MK	F17.01.043	725 x 485 x 120mm	800mm

HIGH-END SOFT CLOSE PANTS RACK

*USL

- Material : Aluminum
- Finish : Mocha (Powder Coated)
- Description : Soft-closing slides with dampened return, Telescoping frame for variations in cabinet width, Load capacity 15kgs. Pants Rack
- Packing : Per Piece




ITEM NO.	CODE	W x D x H	CARCASS WIDTH
S32.VH560.MK	F17.01.035	525 x 485 x 52mm	600mm
S32.VH580.MK	F17.01.036	725 x 485 x 52mm	800mm

HIGH-END SOFT CLOSE RATTAN-LIKE BASKET

*USL

- Material : ABS Weaved Basket
- Finish : Mocha (Powder Coated)
- Description : Soft-closing slides with dampened return, Telescoping frame for variations in cabinet width, Load capacity 15kgs. Shirts, Socks, Underwear, Towels & Blankets etc.
- Packing : Per Piece



ITEM NO.	CODE	W x D x H	CARCASS WIDTH
S32.VH660.MK	F17.01.037	525 x 485 x 200mm	600mm
S32.VH680.MK	F17.01.038	725 x 485 x 200mm	800mm

HIGH-END SOFT CLOSE ORGANIZER BOX

*USL

- Material : Aluminum/Gray Velvet
- Finish : Mocha (Powder Coated)
- Description : Soft-closing slides with dampened return, Telescoping frame for variations in cabinet width, Load capacity 15kgs. Jewelry Storage, Cosmetics, etc.
- Packing : Per Piece



ITEM NO.	CODE	W x D x H	CARCASS WIDTH
S32.VH760.MK	F17.01.039	525 x 485 x 52mm	600mm
S32.VH780.MK	F17.01.040	725 x 485 x 52mm	800mm

HIGH-END SOFT CLOSE SHOE RACK

*USL

- Material : Aluminum/Gray Velvet
- Finish : Mocha (Powder Coated)
- Description : Soft-closing slides with dampened return, Telescoping frame for variations in cabinet width, Load capacity 15kgs. Shoes, Slippers, etc.
- Packing : Per Piece



ITEM NO.	CODE	W x D x H	CARCASS WIDTH
S32.VH960.MK	F17.01.041	525 x 485 x 175mm	600mm
S32.VH980.MK	F17.01.042	725 x 485 x 175mm	800mm

HIGH-END SOFT CLOSE METALLIC SHOE RACK

*USL

- Material : Aluminum
- Finish : Mocha (Powder Coated)
- Description : Soft-closing slides with dampened return, Telescoping frame for variations in cabinet width, Load capacity 10kgs. Shoes, Slippers, etc.
- Packing : Per Piece



ITEM NO.	CODE	W x D x H	CARCASS WIDTH
S32.VH880.MK	F17.01.044	725 x 485 x 175mm	800mm

HIGH-END SOFT CLOSE 2-LAYER LATERAL PULL OUT SHOES RACK

*USL

- Material : Aluminum
- Finish : Mocha (Powder Coated)
- Description : Soft-closing slides with dampened return, Telescoping frame for variations in cabinet width, Load capacity 15kgs. Shirts, Socks, Underwear, Towels & Blankets etc.
- Packing : Per Piece



ITEM NO.	CODE	W x D x H	CARCASS WIDTH
S32.VH10L.MK	F17.01.045	300 x 450 x 558mm	400mm
S32.VH10R.MK	F17.01.046	300 x 450 x 558mm	400mm

HIGH-END SIDE MOUNT PULL OUT TIE AND BELT RACK

*USL

- Material : Aluminum/Steel
- Finish : Mocha (Powder Coated)
- Description : Smooth pull-out system Tie and Belt Rack
- Packing : Per Piece



ITEM NO.	CODE	W x D x H
S32.VH15.MK	F17.01.049	57 x 460 x 180mm

HIGH-END PULL OUT CLOTHES HOLDER

*USL

- Material : Aluminum/Steel
- Finish : Mocha (Powder Coated)
- Description : Smooth pull-out system For Hangers with clothes
- Packing : Per Piece



ITEM NO.	CODE	W x D x H
S32.VH12.MK	F17.01.047	57 x 460 x 165mm

HIGH-END TOP MOUNT LATERAL PULL OUT PANTS RACK

*USL

- Material : Steel
- Finish : Mocha (Powder Coated)
- Description : Smooth pull-out system Pants Rack
- Packing : Per Piece



ITEM NO.	CODE	W x D x H	CARCASS WIDTH
S32.VH29.MK	F17.01.048	390 x 425 x 110mm	500mm

STORAGE BOX

*USL

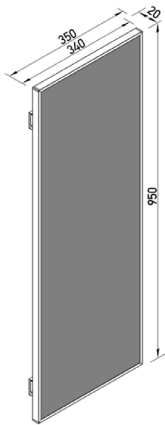
- Material : Aluminum
- Finish : Mocha (Powder Coated)
- Description : Fits in narrow door of closet or kitchen Load capacity 5kgs. Multi-purpose storage Box
- Packing : Per Piece



ITEM NO.	CODE	W x D x H
S32.VT07.MK	F17.01.054	80 x 380 x 130mm

WARDROBE PULL-OUT MIRROR

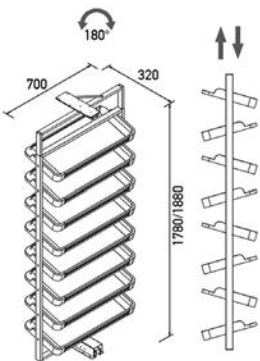
- Material : Aluminum
- Finish : Mocha (Powder Coated)
- Description : Full extension ball bearing slider
Position device in the mirror ensures the relatively steady performance
Can be pivoted upto 90 degree
- Packing : Per Piece



ITEM NO.	CODE	W x D x H
S32.VR011.MK	F17.01.052	20 x 340 x 950mm
S32.VR011.SL	F17.01.021	1250 x 360 x 50mm

SOFT CLOSE SWIVEL 8-LAYER SHOE RACK

- Material : Aluminum/Steel
- Finish : Mocha (Powder Coated)
- Description : Heavy duty slider with soft closing
8 Layers, 180° independent rotating
Telescoping shelf for variations in cabinet height
Load capacity 40kgs.
- Packing : Per Piece



ITEM NO.	CODE	W x D x H	CARCASS WIDTH
S32.VR19.8.MK	F17.01.053	700 x 320 x (1780-1880)mm	800mm

*USL

WARDROBE LIFT

- Material : ABS, Aluminum
- Finish : Moka
- Description : Telescopic Adjustment
90° Auto Stop, Auto Reset
- Load Capacity : 35kgs
- Packing : Per Piece



ITEM NO.	CODE	W x D x H	CARCASS WIDTH
S32.WL.7090.MK	F17.01.059	(600-830) x 115 x 839mm	660-890mm
S32.WL.95120.MK	F17.01.061	(830-1150) x 115 x 839mm	890-1200mm
S32.WL.7090.SL	F17.01.060	(600-830) x 115 x 839mm	660-890mm
S32.WL.95120.SL	F17.01.062	(830-1150) x 115 x 839mm	890-1200mm

WARDROBE LIFT

- Material : Aluminum/Steel
- Finish : Chrome/Silver
- Description : Wardrobe Lift-Up, Reinforced T-Bracket & Bumpers
- Load Capacity : 20kgs
- Packing : Per Piece




ITEM NO.	CODE	W x D x H	CARCASS WIDTH
S32.VR016.SL	F17.01.022	(830-1200) x 140 x 840mm	870-1200mm
S32.VR016.CP	F17.01.027	(820-1200) x 140 x 840mm	870-1200mm

FOLD-OUT LADDER 2-STEP

- Material : Aluminum/ABS
- Finish : Silver
- Description : Fixed brackets allow for easy side mounting
- Load Capacity : 150kgs
- Packing : Per Piece

FOLD-OUT LADDER 2-STEP

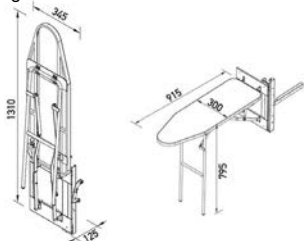


ITEM NO.	CODE	DIMENSION
S32.VT22	162.16.127	384 x 490 x 730mm

BUILT-IN PULLOUT IRONING BOARD W/ FLOOR SUPPORT

*USL

- Material : Aluminum
- Finish : Silver
- Description : Ironing board with damper
2 Section ball bearing slide
90 degrees turning radius
- Packing : Per Piece



ITEM NO.	CODE	W x D x H	CARCASS WIDTH
S32.VT50	F17.01.055	125 x 345 x 1310mm	400mm

WALL-MOUNTED IRONING BOARD

- Material : Steel
- Finish : White, Gray
- Packing : Per Set



VT33F SPARE COVER SHEET

ITEM NO.	CODE
S32.VT32.GRY	F17.01.078
S32.VT33F.GRY	F17.01.079

PULLOUT IRONING BOARD W/ SWIVEL

- Material : Steel
- Finish : White, Gray
- Packing : Per Set



VT31F SPARE COVER SHEET

ITEM NO.	CODE	W x D x H
S32.VT30.GRY	F17.01.057	455 x 200 x 120mm
S32.VT31F.GRY	F17.01.058	

DOUBLE TIER SHOE RACK

- Material : ABS
- Finish : White
- Description : Shoe Cabinet Fitting
- Packing : Per Piece



ITEM NO.	CODE	CARCASS WIDTH
S32.ST328.WHITE	F17.01.001	600mm

SHOE RACK

- Material : Nickel
- Finish : Chrome Plated
- Description : Full Extension Slides
Rod thickness: 4.2mm
- Mounting : Adjustable carcass width 600mm to 900mm
Side Mount
- Packing : Per Piece



ITEM NO.	CODE	W x D x H
S32.SR610	F17.01.028	550 x 440 x 125mm

SHOE RACK

- Material : Steel (Rod), Plastic (Rail Mount)
- Finish : Chrome Plated, Black
- Description : Adjustable
- Packing : Per Piece



ITEM NO.	CODE	DIMENSION
KMP.SR102.CP	F17.01.002	700-1100mm

TROUSER RACK WITH 11 HANGERS

- Material : Nickel
- Finish : Chrome Plated with Gum dipping and caps
- Description : Full Extension Slides
11 Hangers (Rod thickness: 6mm)
- Mounting : Top Mount
- Packing : Per Set



ITEM NO.	CODE	L x W x H
S32.TR11	F17.01.026	470 x 335 x 107mm

PULLOUT CLOTHES MID BASKET

- Material : Chrome Baskets, White ABS Connector, Aluminum
- Finish : Chrome Plated/Silver
- Description : Full Ext. Ball Bearing Slide
Aluminum Extrusion Frame with Adjustable Width
Wardrobe All-Purpose Storage
- Packing : Per Piece



ITEM NO.	CODE	W x D x H	CARCASS WIDTH
S32.VC260.SL	F17.01.065	564 x 460 x 180mm	600-680mm
S32.VC290.SL	F17.01.063	864 x 460 x 180mm	900-980mm

PULLOUT CLOTHES DEEP BASKET

- Material : Aluminum, Chrome baskets, Silver ABS connector
- Finish : Chrome Plated/Silver
- Description : Full Ext. Ball Bearing Slide
Aluminum Extrusion Frame with Adjustable Width
Wardrobe All-Purpose Basket
- Packing : Per Piece



ITEM NO.	CODE	W x D x H	CARCASS WIDTH
S32.VC360.SL	F17.01.069	564 x 460 x 280mm	600-680mm
S32.VC380.SL	F17.01.070	764 x 460 x 280mm	800-880mm

PULLOUT TROUSERS RACK

- Material : Aluminum, Chrome baskets, Silver ABS connector
- Finish : Chrome Plated/Silver
- Description : Full Ext. Ball Bearing Slide
Aluminum Extrusion Frame with Adjustable Width
Pants Rack
- Packing : Per Piece



ITEM NO.	CODE	W x D x H	CARCASS WIDTH
S32.VC560.SL	F17.01.068	564 x 460 x 87mm	600-680mm
S32.VC580.SL	F17.01.067	764 x 460 x 87mm	800-880mm

*USL

PULLOUT CLOTHES WEAVED BASKET

- Material : Aluminum, weaved basket, silver ABS connector
- Finish : Weaved Brown Basket-Beige / Silver
- Description : Full Ext. Ball Bearing Slide
Aluminum Extrusion Frame with Adjustable Width
Wardrobe Storage Basket
- Packing : Per Piece



ITEM NO.	CODE	W x D x H	CARCASS WIDTH
S32.VC660.SL	F17.01.074	564 x 460 x 230mm	600-680mm
S32.VC680.SL	F17.01.073	664 x 460 x 230mm	700-780mm
S32.VC690.SL	F17.01.072	864 x 460 x 230mm	900-980mm

*USL

*USL

TWO-LAYER SHOES/BAGS RACK

- Material : Chrome Basket/ Aluminum
- Finish : Chrome/Silver
- Description : Full Ext. Ball Bearing Slide
Shoes/Bags Rags
Side installation
- Packing : Per Piece



ITEM NO.	CODE	W x D x H	CARCASS WIDTH
S32.VR022.CP	F17.01.023	290 x 460 x 520mm	330mm

*USL

*USL

PANTS RACK

- Material : Steel/ABS connector
- Finish : Chrome/Silver
- Description : Full Ext. Ball Bearing Slide
Left or Right side installation
- Packing : Per Piece

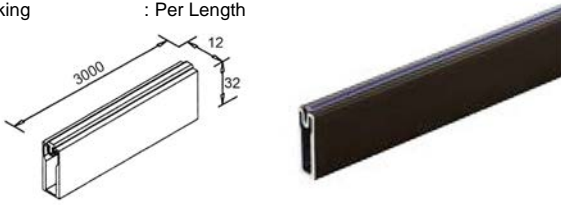


ITEM NO.	CODE	W x D x H	CARCASS WIDTH
S32.VR029.L	F17.01.024	330 x 467 x 100mm	150mm
S32.VR029.R	F17.01.025	330 x 467 x 100mm	150mm

*USL

ANTI SLIP WARDROBE TUBE

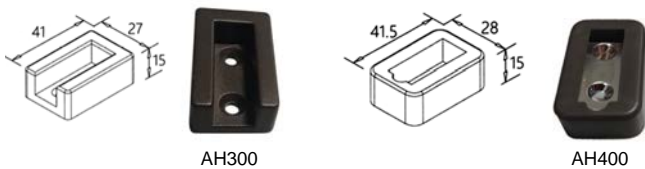
- Material : Aluminum
- Finish : Moka (Powder Coated)
- Packing : Per Length



ITEM NO.	CODE	LENGTH
S32.AH3212.3M.MK	F17.03.016	3000mm

RECTANGULAR FLANGE FOR AH3212

- Material : Zinc Alloy
- Finish : Moka (Powder Coated)
- Packing : Per Piece



ITEM NO.	CODE
S32.AH300.MK	F17.03.017
S32.AH400.MK	F17.03.018

ANTI SLIP WARDROBE TUBE

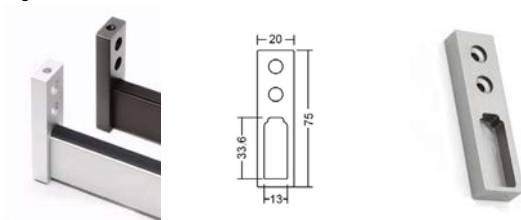
- Material : Aluminum / PVC
- Finish : Black, Iron Gray
- Description : 3000mm Length
- Packing : Per Piece



ITEM NO.	CODE	FINISH
S32.AH3011.3M.BLK	F17.03.023	Black
S32.AH3011.3M.IG	F17.03.024	Iron gray

RECTANGULAR FLANGE FOR AH3011

- Material : Aluminum
- Finish : Black, Iron Gray
- Description : 20 x 10 x 75mm
- Packing : Per Piece



ITEM NO.	CODE	FINISH
S32.AH3011E.BLK	F17.03.025	Black
S32.AH3011E.IG	F17.03.026	Iron gray

WARDROBE TUBE

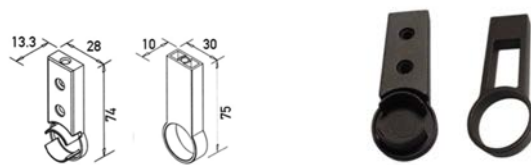
- Material : Aluminum
- Finish : Moka (Powder Coated)
- Packing : Per Length



ITEM NO.	CODE	Ø x L
S32.AH25.3M.MK	F17.03.013	Ø25 x 3000mm

FLANGE HOLDER FOR AH25


- Material : Zinc Alloy
- Finish : Moka (Powder Coated)
- Packing : Per Piece



ITEM NO.	CODE	LENGTH
S32.AH25E.MK	F17.03.014	End Tube Holder
S32.AH25C.MK	F17.03.015	Center Tube Holder

FLANGE HOLDER FOR AH25

- Material : Aluminum
- Thickness : 1.0mm & 1.5mm
- Size : 15mm x 30mm
- Packing : Per Length



ITEM NO.	CODE	LENGTH
S32.AH106.2.7M.AL	F17.03.044	2.7 meters
S32.AH006.1.0.AL	F17.03.042	3 meters
S32.AH006.1.5.AL	F17.03.043	3 meters

WARDROBE OVAL TUBE

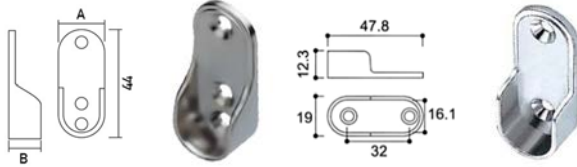
- Material : Steel
- Thickness : 1.0mm
- Size : 15mm x 30mm
- Packing : Per Length



ITEM NO.	CODE	LENGTH	FINISH
S32.CH006.3M.CH	F17.03.001	3 meters	Chrome
S32.CH006.3M.WH	F17.03.019	3 meters	White
S32.CH006.3M.BLK	F17.03.020	3 meters	Matte Black

TUBE HOLDER

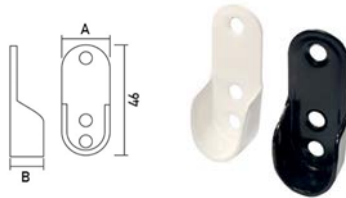
- Material : Zinc Alloy
- Finish : Chrome Plated
- Packing : Per Piece



ITEM NO.	CODE	WEIGHT	A	B
S32.CH006H.CH	F17.03.002	13.5g, 3 Holes	19mm	13mm
S32.CH006HA.CH	F17.03.003	11g, 2 Holes	19mm	11mm

TUBE HOLDER

- Material : Steel
- Finish : White, Black
- Packing : Per Piece



ITEM NO.	CODE	WEIGHT	A	B
S32.CH006HA.WH	F17.03.021	9g, 3 Holes	19mm	12mm
S32.CH006HA.BLK	F17.03.022	9g, 3 Holes	19mm	12mm

OVAL FLANGE WITH COVER

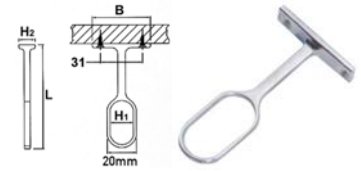
- Material : Zinc Alloy/ABS
- Finish : Chrome Plated
- Packing : Per Piece



ITEM NO.	CODE	WEIGHT
S32.CH007.CP	F17.03.008	25g, 2 Holes
S32.CH008.CP	F17.03.009	35g, 2 Holes

CENTER OVAL POST for Ø1/2" OVAL PLATED

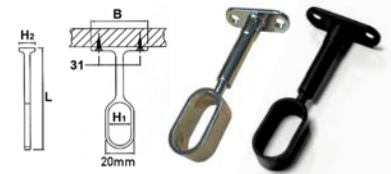
- Material : Zinc Alloy
- Finish : Nickel Plated
- Packing : Per Piece



ITEM NO.	CODE	TUBE SIZE
S32.CH005.NP	F17.03.006	15mm x 30mm

CENTER OVAL FLANGE

- Material : Chrome Plated
- Function : Adjustable
- Tube Size : 15 x 30mm
- Packing : Per Piece

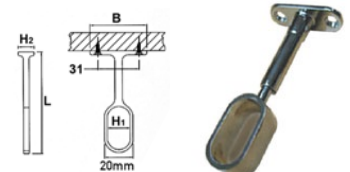


ITEM NO.	CODE
S32.P300.CP	F17.03.029
S32.P300.BLK	F17.03.054

LENGTH L	DISTANCE H1	HEIGHT H2	WIDTH B
86mm	16mm	18mm	45mm
86mm	16mm	18mm	45mm

END OVAL FLANGE

- Material : Chrome Plated
- Function : Adjustable
- Tube Size : 15 x 30mm
- Packing : Per Piece



ITEM NO.	CODE
S32.P300END.CP	F17.03.030

LENGTH L	DISTANCE H1	HEIGHT H2	WIDTH B
86mm	16mm	18mm	45mm

CORNER OVAL FLANGE

- Material : Chrome Plated
- Tube Size : 15 x 30mm
- Packing : Per Piece



ITEM NO.	CODE
S32.P300C.CP	F17.03.055

LENGTH L	DISTANCE H1	HEIGHT H2	WIDTH B
73mm	16mm	14mm	

WARDROBE TUBE

SUS 201

- Material : SUS201 Stainless Steel
- Thickness : 0.8mm
- Packing : Per Length



ITEM NO.	CODE	Ø	LENGTH
S32.SST25.3SS	F17.03.035	25.4mm	3 meters
S32.SST25.6SS	F17.03.036	25.4mm	6 meters

TUBE FLANGE HOLDER

- Finish : Chrome Plated
- Thickness : 3mm
- Packing : Per Piece



ITEM NO.	CODE	THICKNESS	D
S32.SST19H.CH	F17.03.033	3mm	Ø19mm
S32.SST25H.CH	F17.03.034	1.2mm	Ø25mm

BALL TYPE TUBE HOLDER

- Finish : Chrome Plated
- Packing : Per Piece



ITEM NO.	CODE	A	B	C
S32.SST25H.BALL.CH	F17.03.032	Ø25mm	41mm	21mm

U TYPE END FLANGE

- Finish : Chrome Plated
- Packing : Per Piece



ITEM NO.	CODE	FINISH
RFN.BK277.CH	B03.04.019	Ø3/4"
RFN.BK279.CH	B03.04.020	Ø1"

HIGH FLANGE

- Finish : Chrome Plated
- Packing : Per Piece



ITEM NO.	CODE	DIAMETER
RFN.BK296.CH	B03.04.025	Ø1"

ROUND FLANGE

- Material : Zinc Alloy
- Finish : Chrome Plated
- Packing : Per Piece



ITEM NO.	CODE	DIAMETER Ø ₁	TYPE
S32.BK300.CH	F17.03.037	Ø1/2"	End
S32.BK302.CH	F17.03.039	Ø3/4"	End
S32.BK305.CH	F17.03.041	Ø1"	End
S32.BK301.CH	F17.03.038	Ø1/2"	Center
S32.BK303.CH	F17.03.040	Ø3/4"	Center
RFN.BK294.CH	B03.04.023	Ø3/4"	End Flange
RFN.BK295.CH	B03.04.024	Ø1"	End Flange

ROUND FLANGE

SUS 301

- Material : SUS301 Stainless Steel
- Finish : Satin Stainless Steel
- Packing : Per Pair



ITEM NO.	CODE	DIAMETER Ø ₁	TYPE
RFN.BK419.SS	F17.03.045	Ø1/2"	End
RFN.BK422.SS	F17.03.046	Ø3/4"	End
RFN.BK425.SS	F17.03.047	Ø1"	End
RFN.BK429.SS	F17.03.048	Ø1/2"	Center
RFN.BK432.SS	F17.03.049	Ø3/4"	Center
RFN.BK435.SS	F17.03.050	Ø1"	Center
RFN.BK439.SS	F17.03.051	Ø19	End Flange
RFN.BK442.SS	F17.03.052	Ø22	End Flange
RFN.BK445.SS	F17.03.053	Ø25	End Flange

HOOK

- Material : Stainless Steel
- Finish : Stainless Steel
- Description : Wall mount or undermount
- Packing : Per Piece



ITEM NO.	CODE
RFN.BK310.CH	B01.01.023
RFN.BK320.SUS304	B01.01.036
RFN.BK451.SS	B01.01.034
RFN.BK452.SS	B01.01.035

ROUND HOOK RACK

- Material : Stainless Steel
- Packing : Per Piece

SUS 304



ITEM NO.	CODE	DESCRIPTION
S32.BK3084.SSS	B01.01.082	4 Hooks
S32.BK3085.SSS	B01.01.083	5 Hooks
S32.BK3086.SSS	B01.01.084	6 hooks

ROUND HOOK RACK

- Material : Stainless Steel
- Finish : Black
- Packing : Per Piece

SUS 304



ITEM NO.	CODE	DESCRIPTION
S32.BK3044.BLK	B01.01.079	4 Hooks
S32.BK3045.BLK	B01.01.080	5 Hooks
S32.BK3046.BLK	B01.01.081	6 hooks

ROBE HOOK RACK

- Material : Stainless Steel
- Packing : Per Piece

SUS 304



ITEM NO.	CODE	DESCRIPTION
S32.BK2584.SSS	B01.01.075	4 Hooks
S32.BK2585.SSS	B01.01.076	5 Hooks
S32.BK2586.SSS	B01.01.077	6 hooks

MP HOOK HOLDER

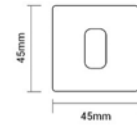
- Material : Stainless Steel
- Packing : Per Piece



ITEM NO.	CODE	DESCRIPTION
S32.MK2684.SSS	B01.01.078	4 Clips, 5 Hooks

ROBE HOOK

- Material : Stainless Steel
- Packing : Includes 3M Sticker
- Packing : Per Piece



SUS 304



2081/2082/2083

2041/2042/2043

1581/1582/1583

ITEM NO.	CODE	DESCRIPTION
S32.BK2081.SS	B01.01.088	1 Hook
S32.BK2082.SS	B01.01.089	2 Hooks
S32.BK2083.SS	B01.01.090	3 Hooks
S32.BK2041.SS	B01.01.091	1 Hook
S32.BK2042.SS	B01.01.092	2 Hooks
S32.BK2043.SS	B01.01.093	3 Hooks
S32.BK1581.SS	B01.01.085	1 Hook
S32.BK1582.SS	B01.01.086	2 Hooks
S32.BK1583.SS	B01.01.087	3 Hooks

HAT AND COAT HOOK

- Finish : Chrome Plated , Polished Brass
- Packing : Per Piece



ITEM NO.	CODE	FINISH
RFN.BK308.CH	B01.01.020	Chrome Plated
RFN.BK308.PB	B01.01.021	Polished Brass

DOUBLE ROBE HOOK

- Finish : Chrome Plated
- Packing : Per Piece



ITEM NO.	CODE
RFN.RH01.CH	B01.01.001
RFN.BK309.CH	B01.01.022

HOOK

- Material : Aluminum
- Finish : Matte Black
- Packing : Per Piece



HK71

HK77

ITEM NO.	CODE	DIMENSION
S32.HK71.MBLK	F10.02.027	46 x 88mm
S32.HK77.MBLK	F10.02.028	44 x 112mm

**H45SC BALL BEARING SLIDE
FULL EXTENSION
(SOFT CLOSING)**

- Material : Cold-Rolled Steel
- Finish : Black, Zinc Plated Galv.
- Slide Thickness : 1.2x1.2x1.5mm
- Installation : Side mounting
- Packing : Blister packing, per pair
Screws included



ITEM NO.	CODE	DIMENSION
S32.H45SC.12BLK	F05.03.001	12" / 300mm
S32.H45SC.14BLK	F05.03.002	14" / 350mm
S32.H45SC.16BLK	F05.03.003	16" / 400mm
S32.H45SC.18BLK	F05.03.004	18" / 450mm
S32.H45SC.20BLK	F05.03.005	20" / 500mm
S32.H45SC.22BLK	F05.03.006	22" / 550mm
S32.H45SC.12ZGV	F05.03.007	12" / 300mm
S32.H45SC.14ZGV	F05.03.008	14" / 350mm
S32.H45SC.16ZGV	F05.03.009	16" / 400mm
S32.H45SC.18ZGV	F05.03.010	18" / 450mm
S32.H45SC.20ZGV	F05.03.011	20" / 500mm

**H45PN BALL BEARING SLIDE
FULL EXTENSION
(PUSH OPEN)**

- Material : Cold-Rolled Steel
- Finish : Black, Zinc Plated Galv.
- Slide Thickness : 1.2x1.2x1.5mm
- Installation : Side mounting
- Packing : Blister packing, per pair
Screws included



ITEM NO.	CODE	DIMENSION
S32.H45PN.14BLK	F05.02.012	14" / 350mm
S32.H45PN.16BLK	F05.02.013	16" / 400mm
S32.H45PN.18BLK	F05.02.014	18" / 450mm
S32.H45PN.20BLK	F05.02.015	20" / 500mm
S32.H45PN.12ZGV	F05.02.020	12" / 300mm
S32.H45PN.14ZGV	F05.02.021	14" / 350mm
S32.H45PN.16ZGV	F05.02.022	16" / 400mm
S32.H45PN.18ZGV	F05.02.023	18" / 450mm
S32.H45PN.20ZGV	F05.02.024	20" / 500mm

**SL40D BALL BEARING SLIDE
FULL EXTENSION**

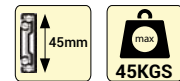
- Finish : Black
- Packing : Per Pair



ITEM NO.	CODE	DIMENSION
OPT.SL40D	F11.11.011	16" / 400mm

**H45 BALL BEARING SLIDE
FULL EXTENSION**

- Material : Cold-Rolled Steel
- Finish : Black
- Slide Thickness : 1.2x1.2x1.5mm
- Installation : Side mounting
- Packing : Blister packing, per pair
Screws included

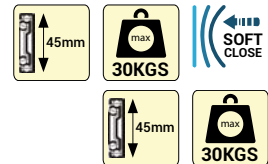


ITEM NO.	CODE	DIMENSION
S32.H45.10BLK	F05.01.001	10" / 250mm
S32.H45.12BLK	F05.01.002	12" / 300mm
S32.H45.14BLK	F05.01.003	14" / 350mm
S32.H45.16BLK	F05.01.004	16" / 400mm
S32.H45.18BLK	F05.01.005	18" / 450mm
S32.H45.20BLK	F05.01.006	20" / 500mm
S32.H45.22BLK	F05.01.007	22" / 550mm
S32.H45.24BLK	F05.01.008	24" / 600mm

**H30 BALL BEARING SLIDE
FULL EXTENSION (SOFT CLOSING)**

H30 BALL BEARING SLIDE

- Material : Cold-Rolled Steel
- Finish : Black
- Slide Thickness : 1.0x1.0x1.2mm
- Installation : Side mounting
- Packing : Polybag, per pair
Screws included



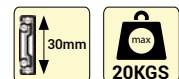
H30

H30SC

ITEM NO.	CODE	DIMENSION
ST1.H30.10.BLK	F05.01.017	10" / 250mm
ST1.H30.12.BLK	F05.01.018	12" / 300mm
ST1.H30.14.BLK	F05.01.019	14" / 350mm
ST1.H30.16.BLK	F05.01.020	16" / 400mm
ST1.H30.18.BLK	F05.01.021	18" / 450mm
ST1.H30.20.BLK	F05.01.022	20" / 500mm
ST1.H30.22.BLK	F05.01.023	22" / 550mm
ST1.H30.24.BLK	F05.01.024	24" / 600mm
ST1.H30SC.12BLK	F05.03.012	12" / 300mm
ST1.H30SC.14BLK	F05.03.013	14" / 350mm
ST1.H30SC.16BLK	F05.03.014	16" / 400mm
ST1.H30SC.18BLK	F05.03.015	18" / 450mm
ST1.H30SC.20BLK	F05.03.016	20" / 500mm

**H29 BALL BEARING SLIDE
FULL EXTENSION**

- Material : Cold-Rolled Steel
- Finish : Black
- Slide Thickness : 0.8 x 0.8 x 0.8mm
- Installation : Side mounting
- Packing : Per Pair



ITEM NO.	CODE	DIMENSION
ST1.H29.12BLK	F05.02.016	12"/300mm
ST1.H29.14BLK	F05.02.017	14"/350mm
ST1.H29.16BLK	F05.02.018	16"/400mm
ST1.H29.18BLK	F05.02.019	18"/450mm

Prices are subject to change without prior notice



POCKET DOOR SLIDE

- Material : Galvanized Steel
- Finish : Zinc Plated, Black
- Load Capacity : 15kgs.
- Description : Designed for european concealed hinges allows for tight door to cabinet tolerance. With metal follower strip, detent-out
- Packing : Per Pair



ITEM NO.	CODE	DIMENSION
S32.PDS22.GALV	F05.02.026	22"
S32.PDS22.BLK	F05.02.025	22"

POCKET DOOR SLIDE

- Material : Galvanized Steel
- Finish : Zinc Plated Galvanized
- Load Capacity : 15kgs.
- Description : Designed for european concealed hinges allows for tight door to cabinet tolerance. With metal follower strip, detent-out
- Packing : Per Pair



ITEM NO.	CODE	DIMENSION
S32.PDS14.GALV	F05.02.003	14"
S32.PDS16.GALV	F05.02.004	16"
S32.PDS18.GALV	F05.02.005	18"
S32.PDS20.GALV	F05.02.006	20"

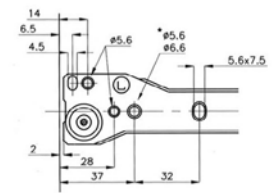
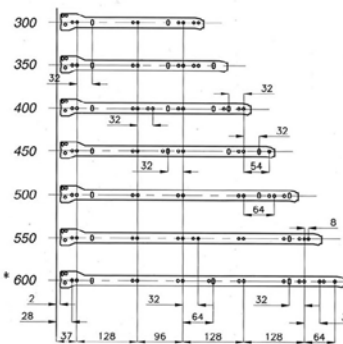
DRAWER SLIDE (SELF CLOSING)

- Material : Cold-Rolled Steel
- Finish : White / Brown / Black
- Slide Thickness : 1.1mm
- Installation : Side mounting
- Packing : Per Set



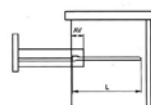
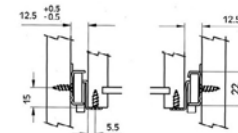
Front & back drilling pattern

Drilling diagram



Installation measurements

Extension Loss



L	AV
300	87
350	87
400	97
450	97
500	97
550	117
600	117

ITEM NO.	CODE	DIMENSION	FINISH
ST1.T682.12WHT	F05.05.036	12" / 300mm	White
ST1.T682.14WHT	F05.05.037	14" / 350mm	White
ST1.T682.16WHT	F05.05.038	16" / 400mm	White
ST1.T682.18WHT	F05.05.039	18" / 450mm	White
ST1.T682.20WHT	F05.05.040	20" / 500mm	White
ST1.T682.22WHT	F05.05.041	22" / 550mm	White
ST1.T682.24WHT	F05.05.066	24" / 600mm	White
ST1.T682.12BRN	F05.05.042	12" / 300mm	Brown
ST1.T682.14BRN	F05.05.043	14" / 350mm	Brown
ST1.T682.16BRN	F05.05.044	16" / 400mm	Brown
ST1.T682.18BRN	F05.05.045	18" / 450mm	Brown
ST1.T682.20BRN	F05.05.046	20" / 500mm	Brown
ST1.T682.12BLK	F05.05.047	12" / 300mm	Black
ST1.T682.14BLK	F05.05.048	14" / 350mm	Black
ST1.T682.16BLK	F05.05.049	16" / 400mm	Black
ST1.T682.18BLK	F05.05.050	18" / 450mm	Black
ST1.T682.20BLK	F05.05.051	20" / 500mm	Black

OPTIONAL ACCESSORIES

DAMPER FOR DRAWERS & SLIDING DOORS


- Material : Polypropylene (PP plastic)
- Finish : Gray
- Description : For Drawer slide, Metal box, Ball bearing slide
Silent closing
- Packing : 35kgs. load capacity (per set)
Per Set



ITEM NO.	CODE
S32.DD001.GRY	F05.02.001

SYNCHRONIZE POCKET DOOR SLIDE

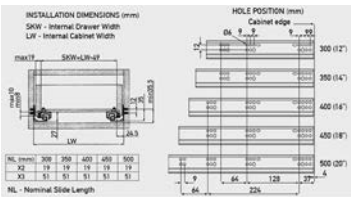
- Material : Galvanized Steel
- Finish : Zinc Plated, Black
- Load Capacity : 18kgs
- Door Height : 1-2.5m
- Min. Cabinet Depth : 400-700mm
- Door Width : 300-500mm
- Door Thickness : 18-27mm
- Description : Includes steel rope for maintaining tension.
- Packing : Per Pair (1 Pair = 1 Set)



ITEM NO.	CODE	DIMENSION
S32.PDS20S.BLK	F05.02.027	20"

CONCEALED UNDERMOUNT SLIDE SYNCHRONIZED FULL EXTENSION, SOFT CLOSE

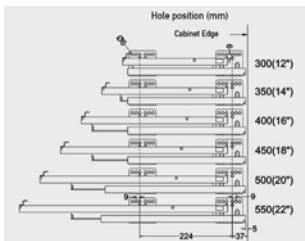
- Material : Cold-Rolled Steel
- Finish : Zinc Plated, Black
- Drawer Thickness : 18mm
- Description : with Pin and Peg
- Packing : Per Set



ITEM NO.	CODE	DIMENSION
S32.B.A300	F05.04.002	12" / 300mm
S32.B.A350	F05.04.004	14" / 350mm
S32.B.A400	F05.04.006	16" / 400mm
S32.B.A450	F05.04.008	18" / 450mm
S32.B.A500	F05.04.009	20" / 500mm

CONCEALED UNDERMOUNT SLIDE SYNCHRONIZED FULL EXTENSION, SOFT CLOSE

- Material : Cold-Rolled Steel
- Finish : Zinc Plated
- Description : 100,000 Cycles Heavy duty, Smooth and silent, Clip Fixing
- Packing : Per Set

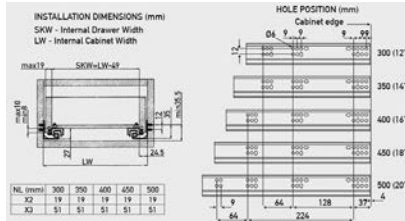


ITEM NO.	CODE	DIMENSION
BSR.B.C300	F05.04.015	12" / 300mm
BSR.B.C350	F05.04.016	14" / 350mm
BSR.B.C400	F05.04.017	16" / 400mm
BSR.B.C450	F05.04.018	18" / 450mm
BSR.B.C500	F05.04.019	20" / 500mm

CONCEALED UNDERMOUNT SLIDE SYNCHRONIZED FULL EXTENSION, PUSH OPEN



- Material : Cold-Rolled Steel
- Finish : Zinc Plated
- Side Thickness : 18mm
- Description : With Pin and Peg
- Packing : Per Set

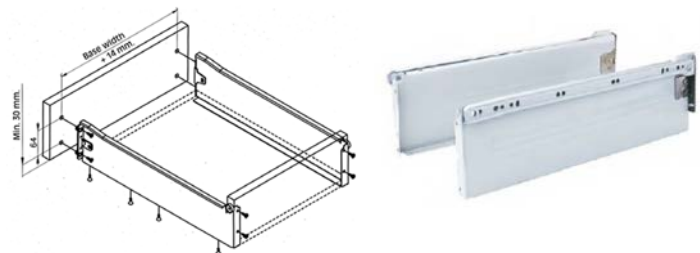


ITEM NO.	CODE	DIMENSION
S32.VM285.12	F05.04.010	12" / 300mm
S32.VM285.14	F05.04.011	14" / 350mm
S32.VM285.16	F05.04.012	16" / 400mm
S32.VM285.18	F05.04.013	18" / 450mm
S32.VM285.20	F05.04.014	20" / 500mm

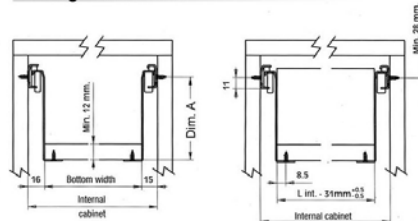
METAL BOX ROLLER SLIDE (SELF CLOSING)



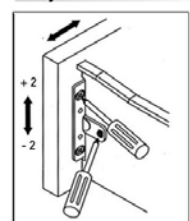
- Material : Steel
- Finish : White
- Slide Thickness : 1.1mm
- Installation : Side mounting
- Description : Self closing mechanism feature w/ 60mm closing range Parallel closing action over 20mm Up and down height adjustment by 2mm
- Packing : Per Set



Fixing dimension



Adjustment



ITEM NO.	CODE	DIMENSION	Ø
S32.T704.86.16WHT	F05.05.055	86mm	Ø78mm
S32.T704.86.20WHT	F05.05.056	86mm	Ø78mm
S32.T704.150.14WHT	F05.05.052	150mm	Ø142mm
S32.T704.150.18WHT	F05.05.053	150mm	Ø142mm
S32.T704.150.20WHT	F05.05.054	150mm	Ø142mm

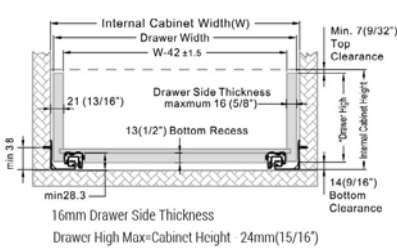

DRAWER SYSTEMS



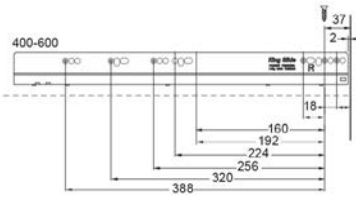
SIMLEAD WOOD DRAWER SYSTEM (FRAMELESS)



- Material : Galvanized
- Drawer Side Thickness : 18mm
- Description : 8 Way Adjustments
Silent Soft Close
Push Open
Ever-Active Push Open
Switchable Push Open
Synchronized Movements
- Packing : Per Set



8-WAY ADJUSTMENTS

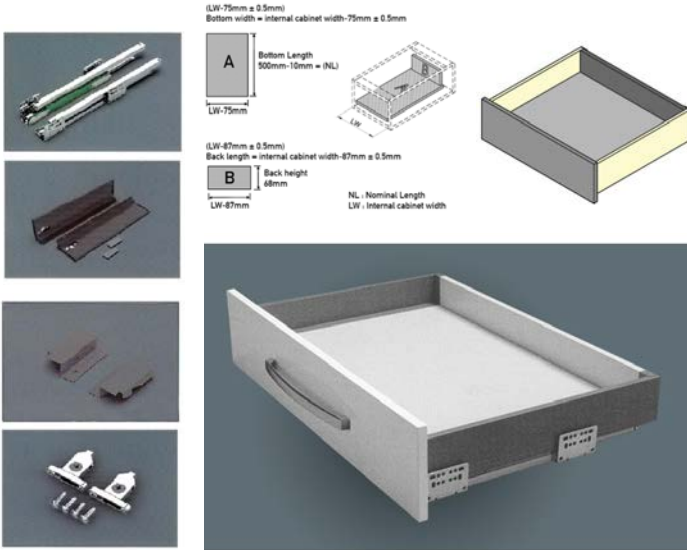


ITEM NO.	CODE	DIMENSION
KS.1F86-400.BFAZ0SB	F05.04.021	16" / 400mm
KS.1F86-450.BFAZ0SB	F05.04.022	18" / 450mm
KS.1F86-500.BFAZ0SB	F05.04.023	20" / 500mm



SDS1 LOW SLIM BOX W/ TANDEM SLIDE

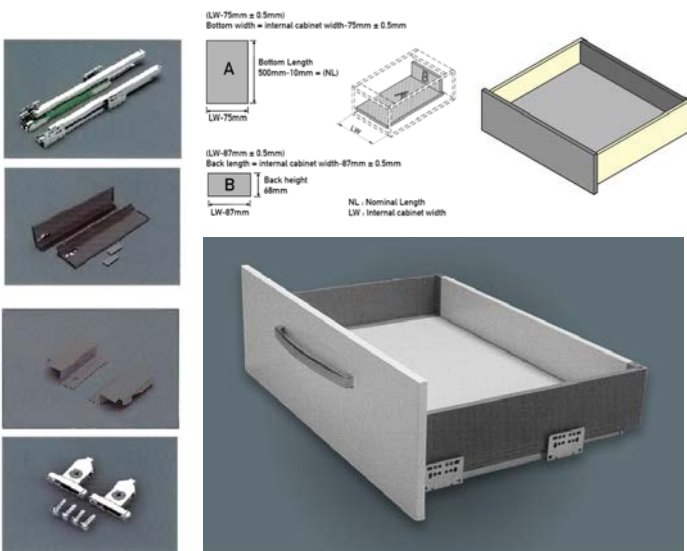
- Material : Aluminum
- Finish : Iron/Gray,White
- Board Thickness : 18mm
- Side Panel Height : 68mm
- Packing : Per Set



ITEM NO.	CODE	DIMENSION
S32.SDS1.IR/GRY	F05.07.004	500mm(L) x 68mm(H)
S32.SDS1.WHITE	F05.07.005	500mm(L) x 68mm(H)

SDS2 MEDIUM SLIM BOX W/ TANDEM SLIDE

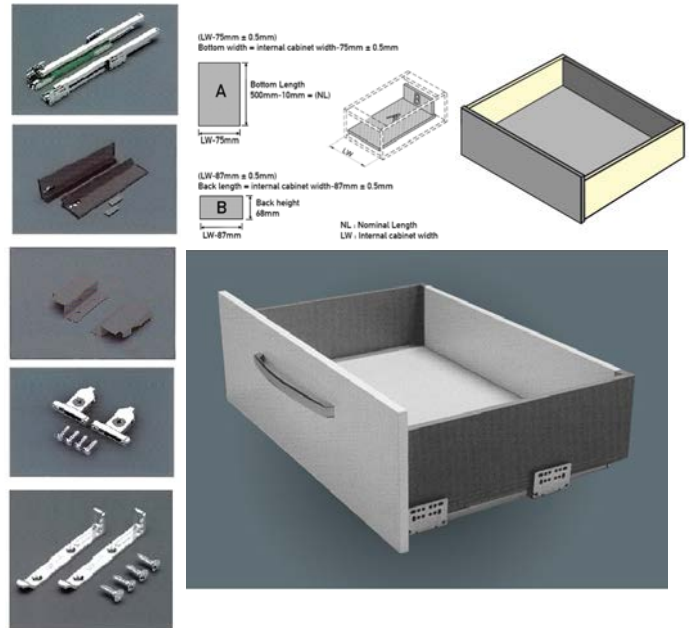
- Material : Aluminum
- Finish : Iron/Gray,White
- Board Thickness : 16mm
- Side Panel Height : 98mm
- Packing : Per Set



ITEM NO.	CODE	DIMENSION
S32.SDS2.IR/GRY	F05.07.006	500mm(L) x 101mm(H)
S32.SDS2.WHITE	F05.07.007	500mm(L) x 101mm(H)

SDS3 HIGH SLIM BOX W/ TANDEM SLIDE


- Material : Aluminum
- Finish : Iron/Gray,White
- Board Thickness : 16mm
- Side Panel Height : 148mm
- Packing : Per Set



ITEM NO.	CODE	DIMENSION
S32.SDS3.IR/GRY	F05.07.008	500mm(L) x 148mm(H)
S32.SDS3.WHITE	F05.07.009	500mm(L) x 148mm(H)

SDS4 LOW SLIM BOX W/ TANDEM SLIDE W/ ULTRA WHITE GLASS

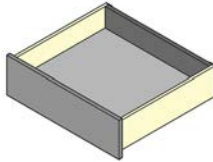
- Material : Aluminum
- Finish : Iron/Gray,White
- Board Thickness : 16mm
- Side Panel Height : 183mm
- Packing : Per Set



ITEM NO.	CODE	DIMENSION
S32.SDS4.IR/GRY	F05.07.022	500mm(L) x 183mm(H)

SISTEMA BDT STANDARD DRAWER

- Material : Galvanized Nickel
- Finish : Gray, White
- Drawer Face Panel Height : 130mm
- Drawer Side Panel Length : 500mm
- Drawer Side Panel Height : 68mm
- Drawer Back Panel Height : 68mm
- Min. Board Thickness: 16mm
- Internal Usable Drawer Depth : 474mm
- Min. Installation Depth of Drawer : 500mm
- Min. Installation Height : 101mm
- Packing : Per Set



Bottom and back panel measure 16mm density panel

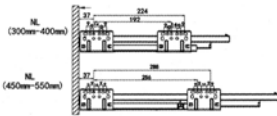
LW - Inside cabinet width



A Bottom panel width =inside cabinet width-75±0.5
Bottom panel length =basic length-10mm

B Standard drawer Back panel height =68mm
Medium drawer Back panel height =151mm
High drawer Back panel height =183mm
Back panel length =inside cabinet width-87mm±0.5

Installation Dimension



ITEM NO.	CODE
S32.BDT500.GRY	F05.06.017
S32.BDT500.WHT	F05.06.018

DESCRIPTION

130mm(FPH) • 500mm (SPL) • 88mm (SPH) • 68mm (BPH)
130mm(FPH) • 500mm (SPL) • 88mm (SPH) • 68mm (BPH)

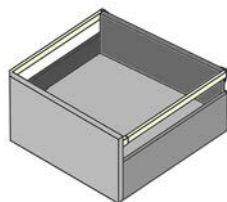
BDT.SR500 SINGLE RECTANGLE BAR

- Material : Aluminum
- Finish : Gray, White
- Packing : Per Set



Sample Installation

• Mid Drawer = S32.BDT500 + S32.BDT.SR500



BDT.SR500.WHT



BDT.SR500.GRY

ITEM NO.	CODE	DIMENSION	SIDE PANEL HEIGHT
S32.BDT.SR500.GRY	F05.06.021	477mm x 24mm	148mm
S32.BDT.SR500.WHT	F05.06.022	477mm x 24mm	148mm

BDT.DR500 DOUBLE RECTANGLE BAR

- Material : Aluminum
- Finish : Gray, White
- Packing : Per Set



SAMPLE INSTALLATION
(BDT500 SOLD SEPERATELY)

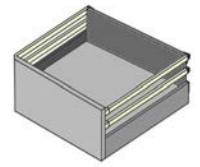
• High Drawer = S32.BDT500 + S32.BDT.DR500



BDT.DR500.



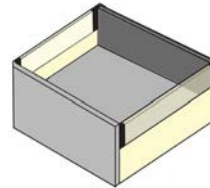
BDT.DR500.GRY



ITEM NO.	CODE	DIMENSION	SIDE PANEL HEIGHT
S32.BDT.DR500.GRY	F05.06.023	477mm x 24mm	183mm
S32.BDT.DR500.WHT	F05.06.024	477mm x 24mm	183mm

SISTEMA BDG500 TEMPERED CLEAR GLASS/GRAY & GLASS/WHITE

- Material : Tempered Clear Glass
- Finish : Clear/Gray, Clear/White
- Side Panel Height : 183mm
- Packing : Per Set



Sample Installation

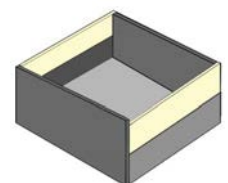

• High Drawer = S32.BDT500 + S32.BDG500
• Optional Drawer Accessories
• Single Bar



ITEM NO.	CODE	DIMENSION
S32.BDG500.CLR/GRY	F05.06.019	446mm x 113mm x 10mm(T)
S32.BDG500.CLR/WHT	F05.06.020	446mm x 113mm x 10mm(T)

DOUBLE LAYER HEIGHTENED PLATE

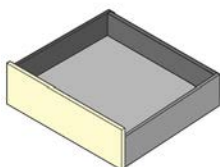
- Material : Aluminum
- Finish : Iron/Gray, White
- Side Panel Height : 183mm
- Packing : Per Set



ITEM NO.	CODE
S32.BDT.HP500.GRY	F05.07.002
S32.BDT.HP500.WHIT	F05.07.003

INNER DRAWER FRONT FOR SDS1 (OPTIONAL)

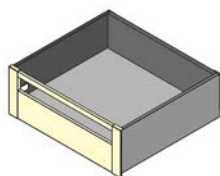
- Material : Aluminum
- Finish : Iron/Gray, White
- Packing : Per Set



ITEM NO.	CODE	CARCASE WIDTH
S32.IDS1.FP600.IG/GY	F05.07.010	600mm
S32.IDS1.FP600.WHT	F05.07.011	600mm
S32.IDS1.FP1000.IG/GY	F05.07.012	1000mm
S32.IDS1.FP1000.WHT	F05.07.013	1000mm

INNER DRAWER FRONT FOR SDS2 (OPTIONAL)

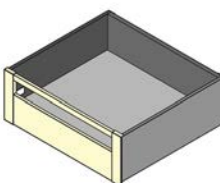
- Material : Aluminum
- Finish : Iron/Gray, White
- Packing : Per Set



ITEM NO.	CODE	CARCASE WIDTH
S32.IDS2.FP600.IG/GY	F05.07.014	600mm
S32.IDS2.FP600.WHT	F05.07.015	600mm
S32.IDS2.FP1000.IG/GRY	F05.07.016	1000mm
S32.IDS2.FP1000.WHT	F05.07.017	1000mm

INNER DRAWER FRONT FOR SDS3 (OPTIONAL)

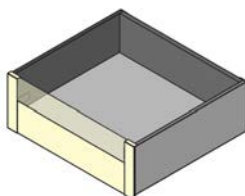
- Material : Aluminum
- Finish : Iron/Gray, White
- Packing : Per Set



ITEM NO.	CODE	CARCASE WIDTH
S32.IDS3.FP600.IG/GY	F05.07.018	600mm
S32.IDS3.FP600.WHT	F05.07.019	600mm
S32.IDS3.FP1000.IG/GRY	F05.07.020	1000mm
S32.IDS3.FP1000.WHT	F05.07.021	1000mm

FRONT SECTION FOR SLIM BOX

- Material : Aluminum
- Finish : Iron/Gray, White
- Packing : Per Set



ITEM NO.	CODE	CARCASE WIDTH
S32.IDS4.FP1000.WHT	F05.07.029	1000mm
S32.IDS4.FP1000.IR	F05.07.028	1000mm

Prices are subject to change without prior notice

E045 COPLANAR (IN-LINE) SLIDING SYSTEM W/ SOFT CLOSE

- Material : Alum Track and Nylon Bearing Rollers
- Application : In-Line Sliding Door
- Door Width : 900mm, 1000mm, 1100mm, 1200mm per door
- Max. Door Height : 2400mm
- Packing : 1 Set = 2 Doors



- ITEM NO.**
- S32.E045.2D180
 - S32.E045.2D200
 - S32.E045.2D220
 - S32.E045.2D240

E040 (IN-LINE) SLIDING SYSTEM FOR 2 DOORS

- Material : Alum Track and Nylon Bearing Rollers
- Application : In-Line Sliding Door (Push Inside)
- Door Width : 450-1000mm per door
- Max. Door Height : 1600mm
- Packing : 1 Set = 2 Doors
 - 4pcs. Upper Roller
 - 4pcs. Bottom Roller
 - 16pcs. Gasket
 - 2pcs. Positioner
 - Top and Bottom Rail



Upper Roller 4pcs.



Gasket 16pcs.



Bottom Roller 4pcs.



Positioner 2pcs.



Top and Bottom Rail


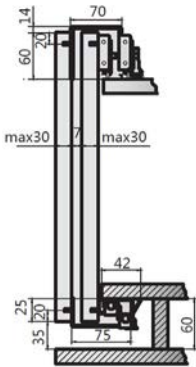
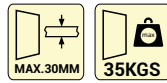


Instruction Manual

ITEM NO.	CODE	DIMENSION
S32.E040.2D.2M	F15.01.019	Roller Set and Track 2M

E031 TOPLINE SLIDING DOOR SYSTEM FOR 2 DOORS

- Material : Steel / Nylon
 - Application : for Cabinet Door, Wardrobe & Windows
 - Packing : 1 Set = 2 Doors
 - 2pcs. Upper Roller for Outer Door
 - 2pcs. Bottom Roller for Outside Door
 - 2pcs. Upper Roller for Inner Door
 - 2pcs. Inner Door for Bottom Roller
 - Top and Bottom Track
- * for 3 Doors is available upon special request



Instruction Manual

ITEM NO.	CODE	DESCRIPTION
S32.E031.2D.2M	F15.01.020	Roller Set and Track 2M

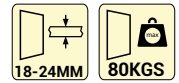
TOPLINE DAMPER



ITEM NO.	CODE	DESCRIPTION
S32.E031.SC.2D	F15.01.021	Soft Close Damper

E035SC SLIDING DOOR FITTING FOR 2 DOORS


- Material : Steel / Nylon
- Application : for Cabinet Door, Wardrobe & Windows
- Packing : 1 Set = 2 Doors
 - 1Pair Left&Right Outer Top Roller,
 - 1Pair Left&Right Inner Top Roller,
 - 2pcs. Outer Bottom Roller,
 - 2pcs. Inner Bottom Roller,
 - 2pcs. Stabilizing Block,
 - 2pcs. End Stopper



ACCESS THIS QR CODE

ALUMINUM SLIDING RAIL TOP & BOTTOM

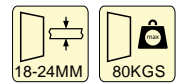
- Material : Aluminum
- Packing : Per Length (2M)



ITEM NO.	CODE	DESCRIPTION
S32.E035SC.2D	F15.03.003	Sliding Door Fitting for 2 Doors
S32.E035R.2M.SL	F15.03.004	For 2 Doors, Rail (Top & Bottom) 2M

E035 SLIDING DOOR FITTING FOR 3 DOORS

- Material : Steel / Nylon
- Application : for Cabinet Door, Wardrobe & Windows
- Packing : 1 Set = 3 Doors
 - 2pcs. Front Top Roller, 2pcs. Rear Bottom Roller
 - 4pcs. Rear Top Roller, 4pcs. Rear Bottom Roller
 - 2pcs. End Stopper, 2pcs. Stabilizing Block
 - 1pc. Central Door Stopper, 2pcs. End Stopper and 2pcs. Bolt Screw



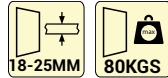
ALUMINUM SLIDING RAIL TOP & BOTTOM

- Material : Aluminum
- Packing : Per Length (3M)


ITEM NO.	CODE	DESCRIPTION
S32.E035.3D	F15.03.002	For 3 Doors, Roller Set for 3 Doors

KT35 SLIDING ROLLER FITTING FOR 2 DOORS

- Material : Steel, Aluminum
- Application : for Wood
- Packing : 1 Set = 1 Door
- 2 pcs. Bottom Roller,
- 2 pcs. Top Roller,
- 2 pcs. Stopper



ACCESS THIS QR CODE TO DOWNLOAD: KT35 INSTALLATION



S32.KT35A

Applicable for TTN.F10V87R Top Rail



Applicable for TTN.F10.97R Bottom Track



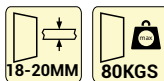
S32.KT35B

Note: TTN.F10.87R and TTN.F10.97R are sold separately.

ITEM NO.	CODE
S32.KT35A	150.25.410
S32.KT35B	F15.01.022

KT46 SLIDING DOOR FITTING FOR 2 DOORS

- Material : Steel
- Application : for Wood
- Packing : 1 Set = 1 Door
- 2pcs. Bottom Roller
- 2pcs. Top Roller
- 2pcs. Stopper



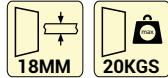
ACCESS THIS QR CODE TO DOWNLOAD: KT46 INSTALLATION MANUAL



ITEM NO.	CODE	DESCRIPTION
S32.KT46	F15.01.012	Sliding Door Fitting for Wood
S32.KT46SC	F15.01.011	Sliding Door Fitting w/ Soft Close for Wood
S32.KT45R.3M.SL	F15.01.013	Top & Bottom Rail, 3M

KT50 ROLLER SET FOR 2 DOORS

- Material : Nylon Bearing Roller
- Description : Adjustment of height, wall distance and door balance. Unique Sliding Roller Structure for quick and easy installation. Ultra Strong Silent Damper feature. Embedded track structure and visible track.
- Packing : 1 Set = 2 Doors, 8pcs. Rollers, 4pcs. Dampers



Note: Screws Included

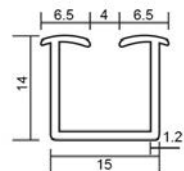
ITEM NO.	CODE
S32.KT50.2D.SC	F15.01.016

KT50 INVISIBLE ALUMINUM TRACK

- Material : Aluminum
- Finish : Silver
- Packing : Per Set (4pcs.)





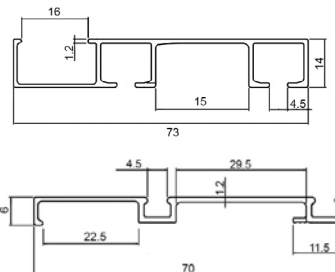
ACCESS THIS QR CODE TO DOWNLOAD: KT50 INSTALLATION MANUAL



ITEM NO.	CODE	LENGTH
S32.KT50H.2M.X4	F15.01.018	2000mm
S32.KT50H.3MX4.SL	F15.01.023	3000mm

KT50 VISIBLE ALUMINUM TRACK TOP/BOTTOM

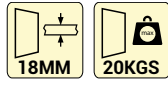
- Material : Aluminum
- Finish : Silver
- Description : 2M Length
- Packing : Per Set (1-Top Track & 1-Bottom Track)



ITEM NO.	CODE
S32.KT50H.2M.X4	F15.01.018
S32.KT50V.2M	F15.01.017

M99 H.D SLIDING ROLLER SET TOP & BOTTOM

- Material : Steel, Nylon
- Finish : Black
- Application : for Aluminum Frame Door
- Packing : Per 1 Set (Reqd. 2 Sets for 1 Door)
- 1pc. Top Roller
- 1pc. Bottom Roller



ACCESS THIS QR CODE TO
DOWNLOAD:
M99 INSTALLATION MANUAL

ALUMINUM GUIDE RAIL TOP & BOTTOM

- Material : Aluminum Alloy
- Finish : Gray
- Packing : Per Length (Single Track,3M)

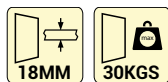


Note: Screws Included

ITEM NO.	CODE	DESCRIPTION
S32.M99.BLK	F15.02.007	Roller, Black
S32.M99R.3M.SL	F15.02.008	Rail, Silver
S32.M99R.3M.BLK	F15.02.013	Rail, Black

M88 H.D SLIDING ROLLER SET TOP & BOTTOM


- Material : Steel, Nylon
- Finish : Black
- Application : for Aluminum Frame Door
- Packing : Per 1 Set (Reqd. 2 Sets for 1 Door)
- 1pc. Top Roller
- 1pc. Bottom Roller



ACCESS THIS QR CODE TO
DOWNLOAD:
M88 INSTALLATION MANUAL

ALUMINUM GUIDE RAIL TOP & BOTTOM

- Material : Aluminum Alloy
- Finish : Black / Aluminum
- Packing : Per Length

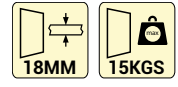


Note: Screws Included

ITEM NO.	CODE	DESCRIPTION	FINISH
S32.M88.BLK	F15.02.003	Roller Set	Black
S32.M88R.2M.BLK	F15.02.005	Single Tack, 2M	Black
S32.M88R.2M.SL	F15.02.004	Single Track, 2M	Aluminum
S32.M88R.3M.SL	F15.02.006	Single Track, 3M	Aluminum

M34 SLIDING ROLLER SET TOP AND BOTTOM

- Material : ABS, Nylon
- Finish : Black
- Packing : Per 1 Set (Reqd. 2 Sets for 1 Door)
- 1pc. Top Roller
- 1pc. Bottom Roller
- 1pc. 2M Rail



ACCESS THIS QR CODE TO
DOWNLOAD:
M34 INSTALLATION MANUAL

ALUMINUM GUIDE RAIL TOP & BOTTOM

- Material : Aluminum Alloy
- Finish : Gray
- Packing : Per Length (3M)

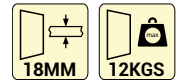


Note: Screws Included

ITEM NO.	CODE
S32.M34.BLK	F15.02.002
S32.M34R.2M	F15.02.001


K500 NYLON SLIDING ROLLER SET TOP AND BOTTOM

- Material : Nylon
- Finish : Brown
- Packing : Per 1 Set (2 Sets = 1 Door)
- 1pc. Top Roller
- 1pc. Bottom Roller



PVC RAIL TOP & BOTTOM

- Material : Plastic
- Packing : Per Length (3.66M)

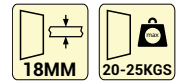


Note: Screws Included

ITEM NO.	CODE
S32.K500.BR	F15.02.009
S32.K500R.BR	F15.02.010

K555 SLIDING ROLLER SET TOP AND BOTTOM

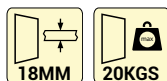
- Material : ABS, Nylon
- Finish : Black
- Packing : Per 1 Set (Reqd. 2 Sets for 1 Door)
- 1pc. Top Roller
- 1pc. Bottom Roller



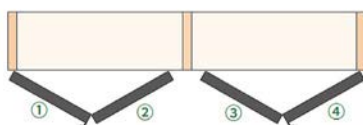
ITEM NO.	CODE	DESCRIPTION
S32.K555.BLK	150.40.510	1 Top and 1 Bottom Roller
S32.K555R.2M.SL	150.40.502	Rail for K555

E010 BIFOLD SLIDING ROLLER SET FOR 2 DOORS

- Material : Nylon Roller Bearing
- Max. Door Width : 500mm
- Max. Door Height : 2400mm
- Packing : 1 Set = 1 Bifold Door (2pcs. Door)
 - 1pc. Top Roller
 - 1pc. Bottom Roller
 - 1pc. Floor Guide
 - 1pc. Door Stopper



ACCESS THIS QR CODE TO DOWNLOAD: E010 INSTALLATION



ITEM NO.	CODE	DESCRIPTION
S32.E010.2D	F15.03.007	Roller Set for 2 Doors
S32.E010.TR2.2M	F15.03.011	Top Guide Rail, 2M
S32.E010.BR2.2M	F15.03.010	Bottom Guide Rail, 2M
S32.E010.AFB1	F15.03.008	Special Bracket for Alum Door
S32.E010.AFB2	F15.03.009	Bracket for Alum Divider

BUS DOOR SWING MECHANISM

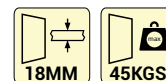
- Finish : Nickel Plated
- Application : Left or Right Opening
- Door Width : 400-500mm
- Door Height : 600-900mm
- Door Thickness : 15-24mm
- Door Weight : up to 7kgs.
- Packing : 1 Set = 1 Door
 - 2pcs. Bus Door Hinge
 - 1pc. Lateral Support



ITEM NO.	CODE
S32.BUS4569	F03.02.005

E002 SLIDING ROLLER SET TOP & BOTTOM


- Material : Nylon Roller Bearing
- Finish : Black
- Packing : 1 Set = 1 Door
 - 2pcs. Top Roller
 - 1pc. Floor Guide
 - 1pc. Door Stopper



ACCESS THIS QR CODE TO DOWNLOAD: E002 INSTALLATION

DOOR TRACK for SINGLE & DOUBLE TRACK

- Material : Aluminum
- Packing : Per Length



E002.ROLLERSET

Note: Screws Included

ITEM NO.	CODE	DESCRIPTION
S32.E002A.ROLLERSET	F15.01.005	80kgs, Max. Door Weight Cap
S32.E002S.2M	F15.01.004	Single Track, 2 Meters
S32.E002D.2M	F15.01.007	Double Track, 2 Meters
S32.E002S.3M	F15.01.003	Single Track, 3 Meters
S32.E002D.3M	F15.01.006	Double Track, 3 Meters

E003RS DOUBLE TOP HANG ROLLER SET for 2 DOORS W/ RAIL

- Material : Nylon Roller Bearing
- Application : for Wood
- Packing : 1 Set = 1 Door
 - 4pcs. Top Roller
 - 1pc. Floor Guide
 - 1pc. Rail



ACCESS THIS QR CODE TO DOWNLOAD: E003RS INSTALLATION




ITEM NO.	CODE	DESCRIPTION
S32.E003RS.2M	F15.01.001	2 Doors with Rail, 2M length
S32.E003RS.3M	F15.01.002	2 Doors with Rail, 3M length

Optional:

FLOOR GUIDE

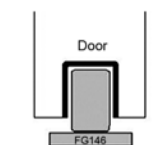
- Material : Brass
- Thickness: 2mm
- Packing : Per Piece



ITEM NO.	CODE	DIMENSION	Ø
S32.FG07	F15.01.008	50 x 15 x 17mm	Ø10mm
S32.FG10	F15.01.010	41 x 12 x 16mm	Ø15mm

FLOOR GUIDE BEARING ROLLER

- For Wood Thickness : 18-20mm
- Packing : Per Piece



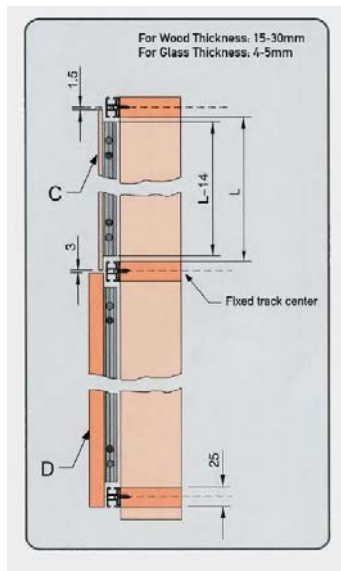
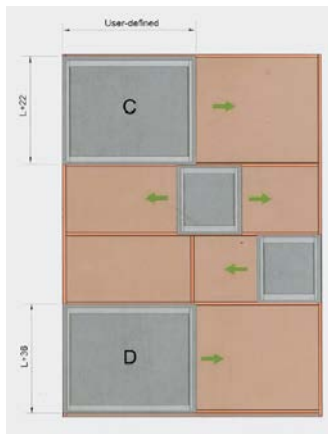
ITEM NO.	CODE	DESCRIPTION
EL.FG146	F15.01.009	Guide for Wooden Sliding Door

Product Features:

- Smooth, steady and silent movement; Damping function exists while door opening and door closing.
- External panel covering over and internal frame structure to ensure different panel materials.
- Weight capacity is 45kgs. per door.



ACCESS THIS QR CODE TO DOWNLOAD:
PK.CN SLIDING DOOR FITTING
INSTALLATION MANUAL



Example of combined installation

TOP/BOTTOM TRACK

- Material : Aluminum
- Finish : Silver
- Packing : Per Length



ITEM NO.	CODE	LENGTH
PK.CN55T	F02.03.003	3000mm

TOP/BOTTOM FRAME (INNER STRUCTURE)

- Material : Aluminum
- Finish : Silver
- Packing : Per Length



ITEM NO.	CODE	LENGTH
PK.CN88TBF	F02.03.005	3000mm

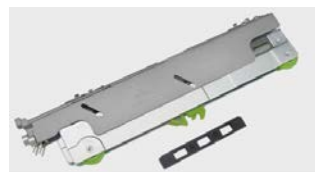
VERTICAL FRAME (INNER STRUCTURE)

- Material : Aluminum
- Finish : Silver
- Packing : Per Length



ITEM NO.	CODE	LENGTH
PK.CN99VF	F02.03.004	3000mm

- Packing : Per Piece



PK.CN22.SC



PK.CN11

ITEM NO.	CODE	DESCRIPTION
PK.CN22.SC	F02.03.001	Top Roller w/ Soft Close
PK.CN11	F02.03.002	Top/Bottom Roller

TRACK STOPPER, CONNECTOR AND END CAP

- Packing : Per Piece



PK.CN31S



PK.CN32C



PK.CN33P

ITEM NO.	CODE	DESCRIPTION
PK.CN31S	F02.03.006	Track Stopper
PK.CN32C	F02.03.007	Track Connector
PK.CN33P	F02.03.008	Track Plug (End Cap)

983 KEYBOARD TRAY
984 KEYBOARD TRAY W/ MOUSE PAD

- Material : ABS Plastic
- Finish : Black, Gray
- Description : w/ Ball Bearing Slide 350mm
- Packing : Per Piece



ITEM NO.	CODE	DIMENSION
ST1.983E.BLK	F13.01.068	555 x 268 x 35mm
ST1.983E.GRY	F13.01.069	555 x 268 x 35mm
S32.983.BLK	F13.01.025	555 x 268 x 35mm
S32.983.GRY	F13.01.026	555 x 268 x 35mm
S32.984.BLK	F13.01.027	555 x 268 x 35mm
S32.984.GRY	F13.01.028	555 x 268 x 35mm

986 PENCIL TRAY

- Material : ABS Plastic
- Finish : Black
- Description : w/ Ball Bearing Slide 350mm
- Packing : Per Piece



ITEM NO.	CODE	DIMENSION
MX.986.BLK	F13.01.029	535 x 320 x 35mm

PLASTIC PENCIL TRAY HOLDER FOR MOBILE PEDESTAL

- Material : Plastic
- Finish : Black
- Packing : Per Piece



ITEM NO.	CODE	DIMENSION
S32.PT411.BLK	F13.01.032	312 x 93 x 22mm
S32.PT434.BLK	F13.01.033	335 x 90 x 25mm

CPU TROLLEY

- Material : ABS Plastic
- Finish : Gray, Black
- Function : Adjustable Width
- Packing : Per Piece



ITEM NO.	CODE	DIMENSION
MX.988.GRY	F13.01.030	300 x 150-260 x 88mm
MX.988.BLK	F13.01.031	300 x 150-260 x 88mm

VERTICAL CABLE MANAGEMENT. NODES 16

- Material : ABS
- Finish : Gray, Black
- Packing : Per Piece



ITEM NO.	CODE	DIMENSION
S32.K150.GRY	F13.01.043	750 x 75mm
S32.K150.BLK	F13.01.044	750 x 75mm

DESK MAT

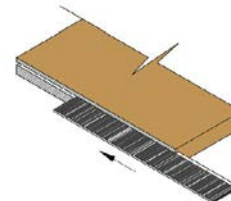
- Material : ABS
- Finish : Green
- Packing : Per Piece



ITEM NO.	CODE	DIMENSION
S32.DP7045.ABS	F13.01.008	70 x 45mm

BRUSH STRIP GROMMET CABLE MANAGEMENT

- Material : Nylon
- Finish : Black
- Application : for Wire and Cable Management
- Wood Thickness : 18 - 25mm
- Packing : Per Length



ITEM NO.	CODE	DIMENSION
EL.B21.90	F13.01.042	45 x 900mm

AUTOMATIC POP-UP SOCKET

- Material : Aluminum
- Finish : Black
- Dimension : 108 x 108 x 305mm
- Open Hole Size : Ø100mm
- Packing : Per Piece



Wireless Charging Supported (15W)



Motorized Pop-up Port



R2088

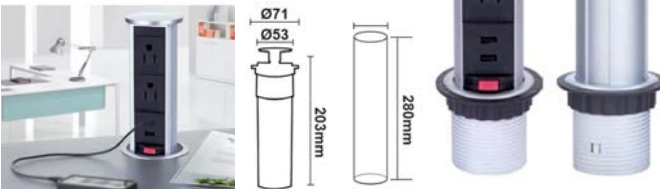


R2089

ITEM NO.	CODE	DESCRIPTION
S32.R2088.BLK	F13.01.060	4x Universal Outlet, 4x USB
S32.R2089.BLK	F13.01.061	2x Universal Outlet, 4x USB with Bluetooth Speaker

RETRACTABLE PULL UP SOCKET

- Material : Aluminum + ABS
- Finish : Anodized Silver
- Open Hole Size : Ø60mm
- Includes : Attached Power Cord
2x Power USA
2x USB
- Packing : Per Piece



ITEM NO.	CODE	DIMENSION
S32.R602.SL	F13.01.040	Ø71 x (H)280mm

DESKTOP SOCKET BOX

- Material : Aluminum Alloy
- Finish : Silver, Black Hairline
- Includes : 3x Power Universal
1x Network
1x Telephone
- Packing : Per Piece



ITEM NO.	CODE	DIMENSION
S32.R003.SL	F13.01.041	250 x 80 x 40mm
S32.R003.BLK	F13.01.058	250 x 80 x 40mm

DESKTOP SOCKET

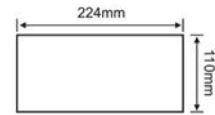
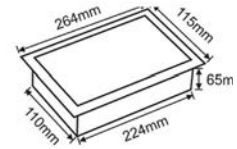
- Material : Aluminum Alloy
- Finish : Silver, Black
- Includes : 2x Power Universal
2x USB
1x Wireless Charging
1x Network
1x Telephone
- Packing : Per Piece



ITEM NO.	CODE	DIMENSION	FINISH
S32.R004.SL	F13.01.057	350 x 100 x 31mm	Silver
S32.R004.BLK	F13.01.056	350 x 100 x 31mm	Black

POP UP INTEGRATION BOX

- Material : Zinc Alloy
- Finish : Silver
- Includes : 2x Power
1x Network
2x USB
1x HDMI
- Packing : Per Piece



- Pop-up Box
- Hydraulic soft-closing mechanism
- Soft opening button



ITEM NO.	CODE	DIMENSION
S32.K303.SL	F13.01.034	264 x 115mm

WIRELESS CHARGER W/ 1 USB

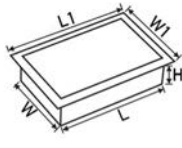
- Material : ABS Plastic
- Finish : Black
- Includes : Wireless Charging Supported
1x USB
- Packing : Per Piece



ITEM NO.	CODE	DIMENSION
S32.R005.BLK	F13.01.065	Ø75 X (H)21mm

SOFT CLOSING DESK CABLE GROMMET

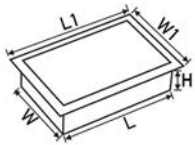
- Material : Aluminum
- Finish : Sandblasted White, Silver, Black
- Packing : Per Piece



ITEM NO.	CODE	DIMENSION (L1 x W1)	
S32.R3017.WH	F13.01.035	290 x 110 x 25mm,	300 x 127mm
S32.R3017.SL	F13.01.036	290 x 110 x 25mm,	300 x 127mm
S32.R3017.BLK	F13.01.059	290 x 110 x 25mm,	300 x 127mm

SOFT CLOSING DESK CABLE GROMMET

- Material : Aluminum Alloy + ABS
- Finish : White, Silver
- Packing : Per Piece



ITEM NO.	CODE	DIMENSION (L1 x W1)	
S32.R3092.WH	F13.01.037	290 x 78 x 30mm,	300 x 93mm
S32.R3092.SL	F13.01.038	290 x 78 x 30mm,	300 x 93mm

ABS CABLE BOX

- Material : ABS Plastic
- Finish : Silver, Moka, Black
- Packing : Per Piece



ITEM NO.	CODE	DIMENSION	FINISH
S32.K2239.SL	F13.01.055	156 x 76 x 25mm	Silver
S32.K2239.MK	F13.01.054	156 x 76 x 25mm	Moka
S32.K2239.BLK	F13.01.053	156 x 76 x 25mm	Black
S32.K2237.SL	F13.01.052	255 x 106 x 25mm	Silver
S32.K2237.MK	F13.01.051	255 x 106 x 25mm	Moka
S32.K2237.BLK	F13.01.050	255 x 106 x 25mm	Black

DESK CABLE GROMMET

- Material : Aluminum
- Finish : Silver Anodized, Silver Hairline, Matte Black
- Packing : Per Piece



ITEM NO.	CODE	DIMENSION	FINISH
S32.S1480.80ALUM	F13.01.064	80 x 80mm	Silver
S32.S1480.280HAIRLINE	F13.01.011	80 x 280mm	Hairline
S32.S1480.280ALUM	F13.01.009	80 x 280mm	Silver
S32.S1480.80BLK	F13.01.049	80 x 80mm	M Black
S32.S1480.160BLK	F13.01.047	80 x 160mm	M Black
S32.S1480.280BLK	F13.01.048	80 x 280mm	M Black

OFFICE TABLE PARTITION CLAMP

- Material : GM Aluminum Alloy
- Finish : Gloss White, Matte Black
- Table Thickness : 25mm
- Divider Panel Thickness : 8-18mm
- Packing : Per Piece



ZH0006



ZH0007



ZH0005

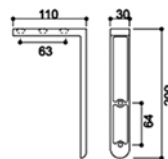


ZH0008

ITEM NO.	CODE	DIMENSION
S32.ZH0006.WH	F13.01.002	45 x 68 x 92mm
S32.ZH0007.WH	F13.01.003	45 x 38 x 93mm
S32.ZH0005.WH	F13.01.004	45 x 33 x 61mm
S32.ZH0008.MBLK	F13.01.070	45 x 33 x 61mm

OFFICE TABLE MODESTY PANEL CLAMP

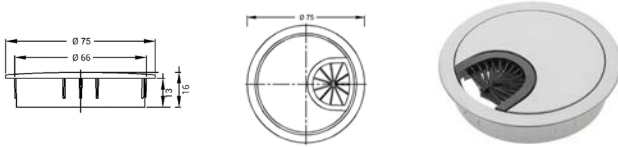
- Material : Zinc Alloy w/ Mill finish
- Finish : Silver Gray Paint
- Packing : Per Piece



ITEM NO.	CODE	DIMENSION
S32.ZH0010.SL	F13.01.005	110 x 30 x 200mm

GROMMET CAP

- Material : Zinc Alloy
- Finish : Black Chrome, Pearl Nickel
- Packing : Per Piece



ITEM NO.	CODE	DIMENSION
S32.K2146.75.BLKCP	F13.01.066	Ø75, (H)16mm
S32.K2146.75.PLNK	F13.01.067	Ø75, (H)16mm

GROMMET CAP

- Material : Plastic
- Finish : Pearl Chrome, Matte Black
- Packing : Per Piece



ITEM NO.	CODE	DIMENSION
S32.K2144.90PLCH	F13.01.022	Ø87, (H)24mm
S32.K2144.90BLK	F13.01.023	Ø87, (H)24mm

GROMMET CAP

- Material : ABS Plastic
- Finish : Black, Gray, White, Beige
- Packing : Per Piece



ITEM NO.	CODE	DRILL HOLE
S32.K2204.80BLK	F13.01.016	Ø80mm
S32.K2204.80GRY	F13.01.024	Ø80mm
S32.K2212.60BLK	F13.01.018	Ø60mm
S32.K2212.60WHT	F13.01.021	Ø60mm
S32.K2212.60GRY	F13.01.019	Ø60mm
S32.K2212.60BEIGE	F13.01.020	Ø60mm

ADJUSTABLE TUBULAR TABLE LEG


- Material : Steel
- Diameter : Ø60mm
- Height : 710mm, 1100mm
- Height Adjustment : 25mm (ABS)
- Packing : *1 Set = 4pcs.



ITEM NO.	CODE	DESCRIPTION	PACKING
S32.FT501A.60SN*	F16.03.024	710mm, Satin Nickel	4 pcs.
S32.FT501A.60CH*	F16.03.023	710mm, Chrome	4 pcs.
S32.FT501A.60MBLK*	F16.03.025	710mm, Black	4 pcs.
S32.FT502.60CH	F16.03.026	1100mm, Chrome	1 pc.

FOLDABLE TABLE LEG

- Material : Steel
- Diameter : Ø50mm
- Height Adjustment : 25mm (ABS)
- Height : 710mm
- Thickness : 0.8mm
- Packing : Per Piece



ITEM NO.	CODE	FINISH
S32.FL7050.SN	F16.03.028	Satin Nickel

SQUARE FURNITURE LEG

- Material : Steel
- Tube Plate : 60mm
- Thickness : 1.0mm



ITEM NO.	CODE	FINISH	DIMENSION	PACKING
S32.FT6071.BLK	F16.03.041	Black	60 x 710mm	4pcs/set
S32.FT6071.SN	F16.03.042	Satin Nickel	60 x 710mm	4pcs/set
S32.FT60110.BLK	F16.03.039	Black	60 x 1100mm	per piece
S32.FT60110.SN	F16.03.040	Satin Nickel	60 x 1100mm	per piece

TELESCOPIC TABLE LEG

- Material : Steel
- Diameter : Ø60mm
- Thickness : 0.8mm
- Height : 710-1100mm
- Packing : Per Piece



ITEM NO.	CODE	DESCRIPTION
S32.FT70110.BLK	F16.03.035	Telescopic, Black
S32.FT70110.CP	F16.03.036	Telescopic, Chrome Plated
S32.FL70110.BLK	F16.03.037	Folding, Black
S32.FL70110.CP	F16.03.038	Folding, Chrome Plated

HAIR PIN LEGS

- Material : Steel
- Finish : Black
- Packing : Per Piece




ITEM NO.	CODE	RODS	DIMENSION
S32.HP3R16.BLK	F16.03.031	3 Rods	Ø12mm x 16"
S32.HP3R28.BLK	F16.03.032	3 Rods	Ø12mm x 28"
S32.HP2R16.BLK	F16.03.029	2 Rods	Ø12mm x 16"
S32.HP2R28.BLK	F16.03.030	2 Rods	Ø12mm x 28"

FOLDING TABLE BRACKET


- Finish : Zinc Plated
- Packing : Per Piece

ITEM NO.	CODE
S32.FTB.A43.ZP	F16.03.022



ADJUSTABLE FURNITURE LEG

- Material : Aluminum
- Finish : Silver Anodized
- Diameter : Ø38mm
- Height : 130mm ± 7mm
- Packing : Per Piece

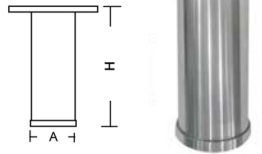


SJ38130R

ITEM NO.	CODE
S32.SJ38130R.ALUM	F16.03.019

ADJUSTABLE FURNITURE LEG

- Material : Aluminum
- Diameter : Ø38mm
- Height : 120mm ± 10mm
- Packing : Per Piece



ITEM NO.	CODE
S32.SL312.AL	F16.03.003

ADJUSTABLE FURNITURE LEG

- Material : Stainless Steel
- Finish : Satin Nickel
- Diameter : Ø50mm
- Height : 100mm, 150mm, 200mm ± 10mm
- Packing : Per Piece



ITEM NO.	CODE	H	A
S32.RL100.SN	F16.03.013	100mm	Ø50mm
S32.RL150.SN	F16.03.014	150mm	Ø50mm
S32.RL200.SN	F16.03.015	200mm	Ø50mm
S32.SL100.SN	F16.03.016	100mm	Ø50mm
S32.SL150.SN	F16.03.017	150mm	Ø50mm
S32.SL200.SN	F16.03.018	200mm	Ø50mm

ADJUSTABLE FURNITURE LEG

- Material : Iron
- Finish : Black, Chrome
- Diameter : Ø41mm
- Height : 100mm + 7mm
- Packing : Per Piece



ITEM NO.	CODE
S32.SL101.BLK	F16.03.004
S32.SL102.CH	F16.03.005

FURNITURE LEG

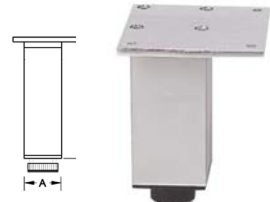
- Material : Aluminum
- Finish : Silver Anodized
- Height : 100mm
- Packing : Per Piece



ITEM NO.	CODE
S32.SL103.AL	F16.03.006

FURNITURE LEG

- Material : Aluminum
- Finish : Silver Anodized
- Diameter : Ø40mm
- Height : 120mm
- Packing : Per Piece



ITEM NO.	CODE
S32.SJ40A.120S.ALUM	F16.03.021

FURNITURE LEG

- Material : Iron
- Color : Chrome
- Diameter : Ø50mm
- Dimension : 66(L) x 36 x 16 x 1.5mm(T)
- Packing : Per Piece



ITEM NO.	CODE
S32.SL109.CH	F16.03.012

FURNITURE LEG

- Material : Iron
- Color : Chrome
- Diameter : Ø30mm
- Height : 60mm, 80mm
- Packing : Per Piece



ITEM NO.	CODE	HEIGHT
S32.SL3060.CH	F16.03.007	60mm
S32.SL3080.CH	F16.03.008	80mm

FURNITURE LEG

- Material : Iron
- Color : Chrome
- Diameter : Ø47mm
- Height : 60mm, 80mm, 100mm
- Packing : Per Piece



ITEM NO.	CODE	HEIGHT
S32.SL4760.CH	F16.03.009	60mm
S32.SL4780.CH	F16.03.010	80mm
S32.SL47100.CH	F16.03.011	100mm

TABLE LEG SQUARE

- Material : Steel
- Finish : Black
- Packing : per Piece



ITEM NO.	CODE	DIMENSION
S32.FT6072.BLK	F16.03.043	600 x 720 x 100mm
S32.FT7072.BLK	F16.03.044	700 x 720 x 100mm

TPR FURNITURE CASTERS

- Material : TPR (Non-Marking)
- Color : Gray
- Type : Plate type w/ Guard, Plain Bearing
- Packing : Per Piece



ITEM NO.	CODE	DESCRIPTION	FUNCTION
TPR.050S.MG.PB	F16.02.001	2" / 40kgs	Swivel
TPR.075S.MG.PB	F16.02.004	3" / 90kgs	Swivel
TPR.100S.PG.PB	F16.02.007	4" / 125kgs	Swivel
TPR.050B.MG.PB	F16.02.002	2" / 40kgs	Swivel w/ Brake
TPR.075B.MG.PB	F16.02.005	3" / 90kgs	Swivel w/ Brake
TPR.100B.PG.PB	F16.02.008	4" / 125kgs	Swivel w/ Brake
TPR.050F.MG.PB	F16.02.003	2" / 40kgs	Fixed
TPR.075F.MG.PB	F16.02.006	3" / 90kgs	Fixed
TPR.100F.PG.PB	F16.02.009	4" / 125kgs	Fixed

NYLON TWIN CASTER

- Material : Nylon
- Color : Black
- Packing : 1 Set = 4pcs.



ITEM NO.	CODE	DESCRIPTION	FUNCTION
MX.135P.40	F16.01.007	1.5" / 20kgs	Swivel
MX.135P.50	F16.01.009	2" / 25kgs	Swivel
MX.135P.40B	F16.01.008	1.5" / 20kgs	Swivel w/ Brake
MX.135P.50B	F16.01.010	2" / 25kgs	Swivel w/ Brake
MX.261S.40	F16.01.011	1.5" / 20kgs	Swivel, M8 Bolt

NYLON FURNITURE CASTER

- Material : Nylon
- Color : White
- Packing : Per Piece



ITEM NO.	CODE	DESCRIPTION	FUNCTION
MX.271.2S.WHT	F16.01.002	2" / 40kgs	Swivel
MX.271.2B.WHT	F16.01.001	2" / 40kgs	Swivel w/ Brake
MX.271.3S.WHT	F16.01.005	3" / 65kgs	Swivel
MX.271.3B.WHT	F16.01.003	3" / 65kgs	Swivel w/ Brake
MX.271.3F.WHT	F16.01.004	3" / 65kgs	Fixed
MX.271.4F.WHT	F16.01.006	4" / 70kgs	Fixed
MS.271.4S.WHT	640.10.241	4" / 70kgs	Swivel

RUBBER FURNITURE CASTER

- Material : Rubber
- Color : Gray
- Packing : Per Piece



ITEM NO.	CODE	DESCRIPTION	FUNCTION
MX.274.2S.GRY	F16.01.014	2" / 30kgs	Swivel
MX.274.3S.GRY	F16.01.017	3" / 60kgs	Swivel
MX.274.4S.GRY	F16.01.020	4" / 70kgs	Swivel
MX.274.2B.GRY	F16.01.012	2" / 30kgs	Swivel w/ Brake
MX.274.3B.GRY	F16.01.015	3" / 60kgs	Swivel w/ Brake
MX.274.4B.GRY	F16.01.018	4" / 70kgs	Swivel w/ Brake
MX.274.2F.GRY	F16.01.013	2" / 30kgs	Fixed
MX.274.3F.GRY	F16.01.016	3" / 60kgs	Fixed
MX.274.4F.GRY	F16.01.019	4" / 70kgs	Fixed

BLACK RUBBER CASTER HEAVY DUTY

- Material : Rubber
- Color : Black
- Packing : Per Piece



ITEM NO.	CODE	DESCRIPTION	FUNCTION
ST1.275.3F.BLK	F16.01.027	Ø75mm / 50kgs	Fixed
ST1.275.4F.BLK	F16.01.021	Ø100mm / 80kgs	Fixed
ST1.275.5F.BLK	F16.01.024	Ø125mm / 100kgs	Fixed
ST1.275.3B.BLK	F16.01.029	Ø75mm / 50kgs	Swivel w/ Brake
ST1.275.4B.BLK	F16.01.023	Ø100mm / 80kgs	Swivel w/ Brake
ST1.275.5B.BLK	F16.01.026	Ø125mm / 100kgs	Swivel w/ Brake
ST1.275.3S.BLK	F16.01.028	Ø75mm / 50kgs	Swivel
ST1.275.4S.BLK	F16.01.022	Ø100mm / 80kgs	Swivel
ST1.275.5S.BLK	F16.01.025	Ø125mm / 100kgs	Swivel

RUBBER CASTER


- Material : Rubber
- Color : Black
- Packing : Per Piece



ITEM NO.	CODE	DESCRIPTION	FUNCTION
MBL.C17008.1.5	F16.02.011	1.5" / 20kgs	w/o Brake

CUPBOARD FIXING LEG

- Material : Steel
- Thread : M8
- Packing : Per Piece



ITEM NO.	CODE
BSR.CFL2932	F16.04.030

LEVELLER W/ INSERT NUT

- Material : Aluminum Alloy
- Board Thickness : 18mm
- Size : Ø12 x 100mm
- Load Capacity : 300kgs
- Packing : Per Piece



ITEM NO.	CODE
CMR.L306.12.100	F16.04.008

INTEGRA LEVELLER

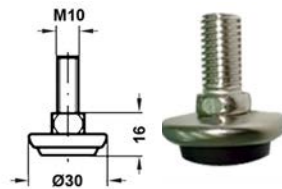
- Material : Zinc Alloy
- Usage : Adjustable up to 25mm
- Packing : Per Piece



ITEM NO.	CODE	CAPACITY
S32.IF25.ZMK	F16.04.050	175kg

ADJUSTABLE GLIDE W/ T-NUT


- Material : Stainless Steel
- Thread : M10
- Thread Length : 19mm
- Diameter : Ø30mm
- Packing : Per Pack (10pcs.)



ITEM NO.	CODE
S32.MX30.PCK	F16.04.039

ADJUSTABLE GLIDE

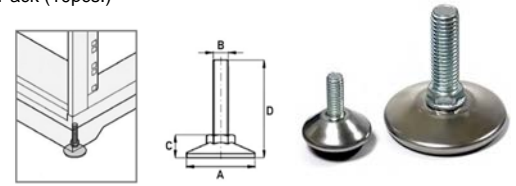
- Material : Stainless Steel
- Thread : M6
- Thread Length : 19mm
- Diameter : Ø22mm
- Packing : Per Pack (10pcs.)



ITEM NO.	CODE
S32.MX22.PCK	F16.04.037

ADJUSTABLE GLIDE W/ T-NUT

- Material : Stainless Steel
- Packing : Per Pack (10pcs.)



ITEM NO.	CODE	THREAD	Ø
S32.MX43.PCK	F16.04.043	M10	Ø43mm
S32.MX17.PCK	F16.04.051	M6	Ø24mm

ADJUSTABLE GLIDE

- Material : Stainless Steel
- Packing : Per Pack (10pcs.)



ITEM NO.	CODE	THREAD	Ø
S32.MX25.PCK	F16.04.038	M6	Ø25mm
S32.MX38.PCK	F16.04.040	M8	Ø38mm

LEVELLER W/ INSERT NUT

- Material : Galvanized Steel
- Thread : M6
- Foot Width : Ø13mm
- Packing : Per Pack (10pcs.)



ITEM NO.	CODE	FINISH
S32.MX13.WHT.PCK	F16.04.041	White
S32.MX13.BLK.PCK	F16.04.042	Black

T-NUT

- Material : Galvanized Steel
- Packing : Per Pack (10pcs.)



ITEM NO.	CODE	THREAD
S32.FT108.06.PCK	F16.04.044	M6
S32.FT108.08.PCK	F16.04.045	M8
S32.FT108.10.PCK	F16.04.046	M10

INSERT NUT

- FT102.06, FT106.10
- Material : Zinc Alloy
- Packing : Per Pack (10pcs.)



- FT107.06
- Material : Steel
- Packing : Per Pack (10pcs.)

ITEM NO.	CODE	THREAD M	LENGTH L	DIAMETER D
S32.FT106.10.PCK	F16.04.047	M10	17mm	Ø14mm
S32.FT102.06.PCK	F16.04.048	M6	15mm	Ø12mm
S32.FT107.06.PCK	F16.04.049	M6	13mm	Ø12mm

UPHOLSTERY NAIL

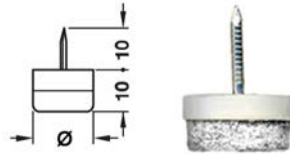
- Finish : Natural
- Nail Height : 12.7mm (1/2 inch)
- Packing : Per Piece



ITEM NO.	CODE	THREAD
HC.1009-37.1/2"	F16.04.029	Ø11mm x 17mm

GLIDER TACK

- Material : Nylon and Steel
- Finish : Brown
- Packing : Per Piece



ITEM NO.	CODE	COLOR	Ø
S32.MX941.22BRN	F16.04.024	Brown	Ø22mm

GLIDER TACK 2 Nail

- Material : Nylon and Steel
- Finish : White
- Packing : Per Piece



ITEM NO.	CODE	COLOR	DIMENSION
S32.MX642.WH	F16.04.017	White	44mm x 16mm

GLIDER TACK

- Material : Nylon and Steel
- Finish : Black, Brown, White
- Packing : Per Piece



ITEM NO.	CODE	COLOR	DIMENSION
S32.MX641.3/4BLK	F16.04.016	Black	Ø3/4" (0.75")
S32.MX641.3/4BRN	F16.04.018	Brown	Ø3/4" (0.75")
S32.MX641.3/4WHT	F16.04.019	White	Ø3/4" (0.75")
S32.MX641.5/8BLK	F16.04.013	Black	Ø5/8" (0.625")
S32.MX641.5/8BRN	F16.04.014	Brown	Ø5/8" (0.625")
S32.MX641.5/8WHT	F16.04.015	White	Ø5/8" (0.625")
S32.MX641.7/8BLK	F18.08.001	Black	Ø7/8" (0.875")
S32.MX641.7/8BRN	F18.08.002	Brown	Ø7/8" (0.875")
S32.MX641.7/8WHT	F18.08.003	White	Ø7/8" (0.875")

CUP LEVELLER

- Material : Plastic
- Finish : Black
- Packing : Per Piece



ITEM NO.	CODE
S32.CL10.16.173	F16.04.009

LAZY SUSAN

- Material : Aluminum Alloy
- Usage : Silver
- Packing : Per Piece



ITEM NO.	CODE	DIMENSION
S32.963.12ALUM	F16.06.001	Ø12"
S32.963.14ALUM	F16.06.002	Ø14"
S32.963.16ALUM	F16.06.003	Ø16"
S32.963.18ALUM	F16.06.004	Ø18"
S32.963.20ALUM	F16.06.005	Ø20"
S32.963.24ALUM	F16.06.006	Ø24"
S32.963.40ALUM	F16.06.008	Ø40"

LAZY SUSAN

- Material : Aluminum Alloy
- Usage : Silver
- Packing : Per Piece



ITEM NO.	CODE	DIMENSION
S32.965.120ALUM	F17.07.008	Ø4.75" (120mm) x 17mm

BUMPER FELT PADS

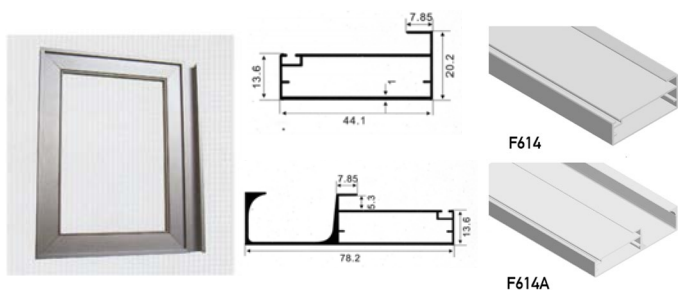
- Material : Felt with Adhesive
- Finish : Black
- Usage : Bumper of Toilet Partition
- Packing : Per Sheet (117pcs.)



ITEM NO.	CODE	DIMENSION
ST1.FFP12.BLK	F16.03.034	Ø12 x 1.6mm

ALUMINUM FRAME PROFILE

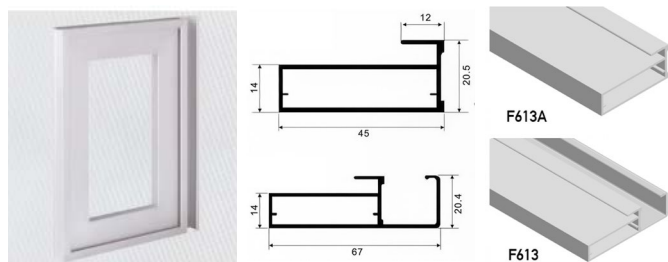
- Material : Aluminum
- Finish : Silver, Black
- Glass Thickness : 5mm
- Packing : Per Length



ITEM NO.	CODE	LENGTH	FINISH
TTN.F614.3M.SL	F01.03.008	3000mm	Silver
TTN.F614A.3M	F01.03.011	3000mm	Silver
TTN.F614.2.5M.SL	F01.03.016	2500mm	Silver
TTN.F614.2.5M.BLK	F01.03.017	2500mm	Black
TTN.F614A.2.5M.SL	F01.03.018	2500mm	Silver
TTN.F614A.2.5M.BLK	F01.03.019	2500mm	Black
TTN.F614.3M.BLK	F01.03.023	3000mm	Black
TTN.F614A.3M.BLK	F01.03.022	3000mm	Black

ALUMINUM FRAME PROFILE


- Material : Aluminum
- Finish : Silver, Black
- Glass Thickness : 5mm
- Packing : Per Length



ITEM NO.	CODE	LENGTH	FINISH
TTN.F613A.3M.SL	F01.03.005	3000mm	Silver
TTN.F613.3M.SL	F01.03.002	3000mm	Silver
TTN.F613A.3M.BLK	F01.03.004	3000mm	Black
TTN.F613.3M.BLK	F01.03.001	3000mm	Black
TTN1.FS613A.2.7M	F01.03.006	2700mm	Silver
TTN1.FS613.2.7M	F01.03.003	2700mm	Silver

ALUMINUM FRAME PROFILE

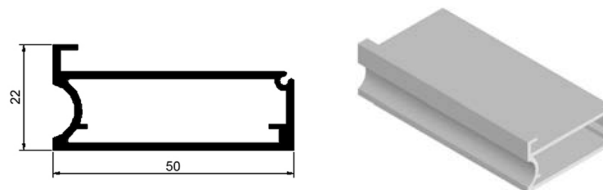
- Material : Aluminum
- Finish : Mirror
- Packing : Per Length



ITEM NO.	CODE	LENGTH
TTN.Z495.2700MRR	F01.04.008	2700mm

ALUMINUM FRAME PROFILE

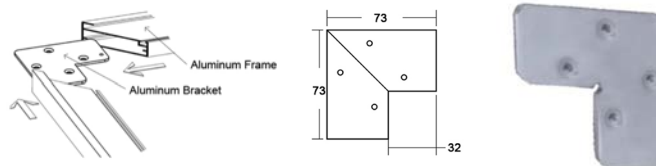
- Material : Aluminum
- Finish : Matt Nickel Brushed (MNB)
Pearl Nickel Brushed (PNB)
- Packing : Per Length



ITEM NO.	CODE	LENGTH
TTN.Z759.2200MNB	F01.04.015	2200mm
TTN.Z759.2700PNB	F01.04.016	2700mm

ALUMINUM FRAME BRACKET

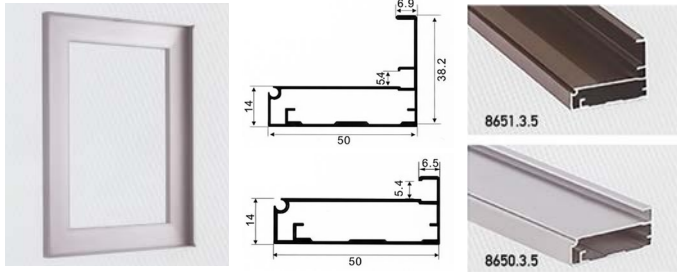
- Material : Steel
- Finish : Silver
- Packing : Per Piece



ITEM NO.	CODE
TTN.AFB034.SL	F01.02.003

ALUMINUM FRAME PROFILE

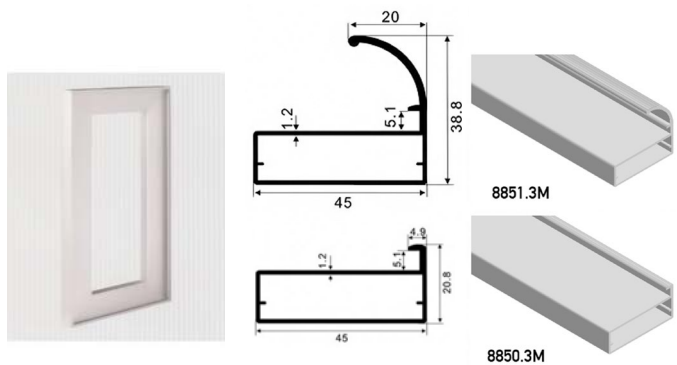
- Material : Aluminum
- Finish : Silver, Black
- Glass Thickness : 5mm
- Packing : Per Length



ITEM NO.	CODE	LENGTH	FINISH
TTN.8650.3M.SL	F01.01.001	3000mm	Silver
TTN.8651.3M.SL	F01.01.005	3000mm	Silver
TTN.8650.3M.BLK	F01.01.003	3000mm	Black
TTN.8651.3M.BLK	F01.01.004	3000mm	Black
TTN1L.8650S.2.7M	F01.01.002	2700mm	Silver
TTN1.8651S.2.7M	F01.01.006	2700mm	Silver

ALUMINUM FRAME PROFILE

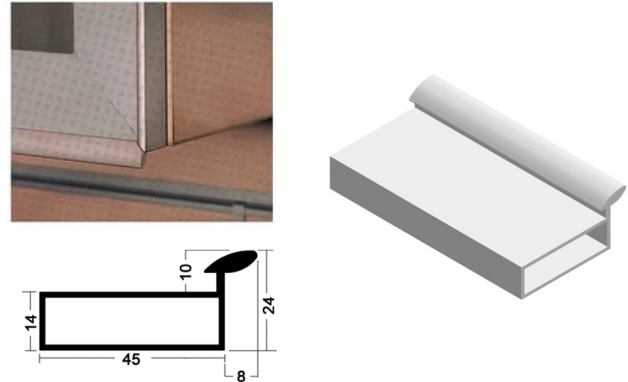
- Material : Aluminum
- Finish : Silver, Black
- Glass Thickness : 5mm
- Packing : Per Length



ITEM NO.	CODE	LENGTH	FINISH
TTN.8850.3M	F01.04.001	3000mm	Silver
TTN.8850A.3M	F01.04.002	3000mm	Silver
TTN.8851.3M	F01.04.004	3000mm	Silver

ALUMINUM FRAME PROFILE

- Material : Aluminum
- Finish : Silver
- Packing : Per Length



Note: Combined with 8850

ITEM NO.	CODE	LENGTH
TTN.8853.4M	F01.04.006	4000mm

ALUMINUM FRAME PROFILE

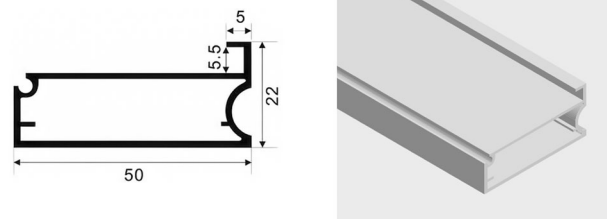
- Material : Aluminum
- Finish : Silver, Iron Grey
- Packing : Per Length



ITEM NO.	CODE	LENGTH	FINISH
TTN.8690.3M.SL	F01.01.007	3000mm	Silver
TTN.8690.3M.IG	F01.01.008	3000mm	Iron Grey

ALUMINUM FRAME PROFILE


- Material : Aluminum
- Finish : Silver, Black
- Glass Thickness : 5mm
- Packing : Per Length



ITEM NO.	CODE	LENGTH
TTN.8877.3M	F01.04.007	3000mm

ALUMINUM FRAME PROFILE WITH HAND GRIP

- Material : Aluminum
- Finish : Black, Silver, Chrome
- Glass Thickness : 5mm
- Application : for Cabinet Door
- Packing : Per Length




Note: Use AFB035 Bracket (Sold Separately). Combine with 8905

ITEM NO.	CODE	LENGTH	FINISH
TTN.8905A.3M.BLACK	F01.04.030	3000mm	Anodized Black
TTN.8905A.3M.SL	F01.04.032	3000mm	Anodized Silver
TTN.8905A.3M.CP	F01.04.034	3000mm	Polished Chrome

ALUMINUM FRAME PROFILE

- Material : Aluminum
- Finish : Black, Silver, Chrome
- Glass Thickness : 5mm
- Application : for Cabinet Door
- Packing : Per Length

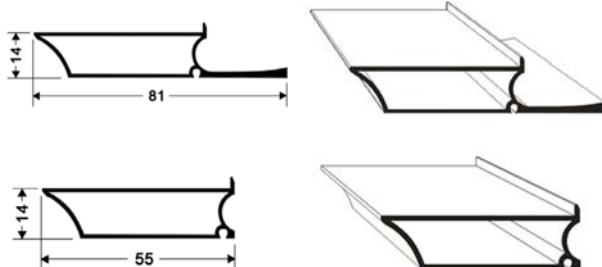


Note: Use AFB035 Bracket (Sold Separately). Combine with 8905A

ITEM NO.	CODE	LENGTH	FINISH
TTN.8905.3M.BLACK	F01.04.029	3000mm	Anodized Black
TTN.8905.3M.SL	F01.04.031	3000mm	Anodized Silver
TTN.8905.3M.CP	F01.04.033	3000mm	Polished Chrome

ALUMINUM FRAME PROFILE

- Material : Aluminum
- Finish : Polished Chrome
- Glass Thickness : 5mm
- Application : for Cabinet Door
- Packing : Per Length




Note: Use AFB035 Bracket (Sold Separately). Combine with 8925a

ITEM NO.	CODE	LENGTH
TTN.8925A.3M.CP	F01.04.039	3000mm
TTN.8925.3M.CP	F01.04.040	3000mm

ALUMINUM FRAME PROFILE


- Material : Aluminum
- Finish : Polished Chrome
- Glass Thickness : 5mm
- Application : for Cabinet Door
- Packing : Per Length



ITEM NO.	CODE	LENGTH
TTN.8915.3M.CP	F01.04.037	3000mm

ALUMINUM FRAME PROFILE

- Material : Aluminum
- Finish : Iron Gray
- Glass Thickness : 5mm
- Application : for Cabinet Door
- Packing : Per Length




Note: Use AFB036 Bracket (Sold Separately)

ITEM NO.	CODE	LENGTH
TTN.8920.3M.IG	F01.04.038	3000mm

ALUMINUM FRAME PROFILE

- Material : Aluminum
- Finish : Polished Chrome
- Glass Thickness : 5mm
- Application : for Cabinet Door
- Packing : Per Length

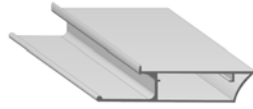
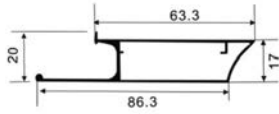


Note: Use AFB036 Bracket (Sold Separately)

ITEM NO.	CODE	LENGTH
TTN.8910.3M.CP	F01.04.036	3000mm

ALUMINUM FRAME PROFILE GRAB


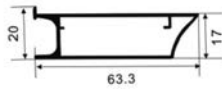
- Material : Aluminum
- Length : 3000mm
- Packing : Per Length



ITEM NO.	CODE	FINISH
TTN.8670.3M.SL	F01.04.042	Silver Anodized
TTN.8670.3M.BLK	F01.04.043	Matt Black

ALUMINUM FRAME PROFILE

- Material : Aluminum
- Length : 3000mm
- Packing : Per Length



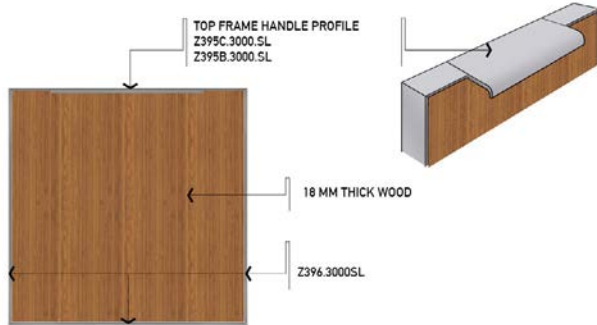
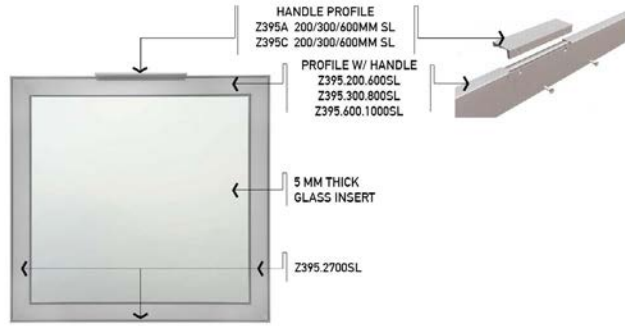
ITEM NO.	CODE	FINISH
TTN.8671.3M.SL	F01.04.044	Silver Anodized
TTN.8671.3M.BLK	F01.04.045	Matt Black

BRACKETS

- Material : Steel, Plastic
- Finish : Silver, Gray
- Application : Aluminum Frame Profile
- Packing : Per Piece

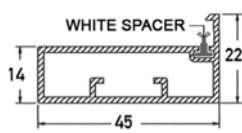


ITEM NO.	CODE	DESCRIPTION
TTN.AFB035.SL	F01.02.001	Steel, Silver Finish
TTN.AFB036.GRY	F01.02.002	Plastic, Gray Finish



ALUMINUM FRAME PROFILE

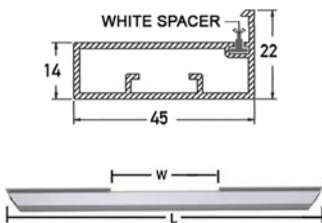
- Material : Aluminum
- Finish : Silver
- Glass Thickness : 5mm
- Packing : Per Length



ITEM NO.	CODE	LENGTH
TTN.Z395.2500SL	F01.04.054	2500mm

ALUMINUM FRAME PROFILE WITH HANDLE PROVISION

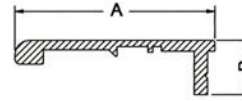
- Material : Aluminum
- Finish : Silver
- Glass Thickness : 5mm
- Packing : Per Length



ITEM NO.	CODE	L x W
TTN.Z395.200.600SL	F01.04.027	600 x 200mm
TTN.Z395.300.800SL	F01.04.028	800 x 300mm
TTN.Z395.600.1000SL	F01.04.019	1000 x 600mm

ALUMINUM FRAME PROFILE


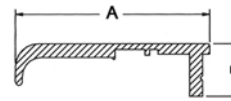
- Material : Aluminum
- Finish : Silver
- Packing : Per Length



ITEM NO.	CODE	L x W	A x B
TTN.Z395A.200.SL	F01.04.020	600 x 200mm	42 x 11.4mm
TTN.Z395A.300.SL	F01.04.023	800 x 300mm	42 x 11.4mm
TTN.Z395A.600.L	F01.04.025	1000 x 600mm	42 x 11.4mm

ALUMINUM FRAME PROFILE

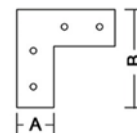
- Material : Aluminum
- Finish : Silver
- Packing : Per Length



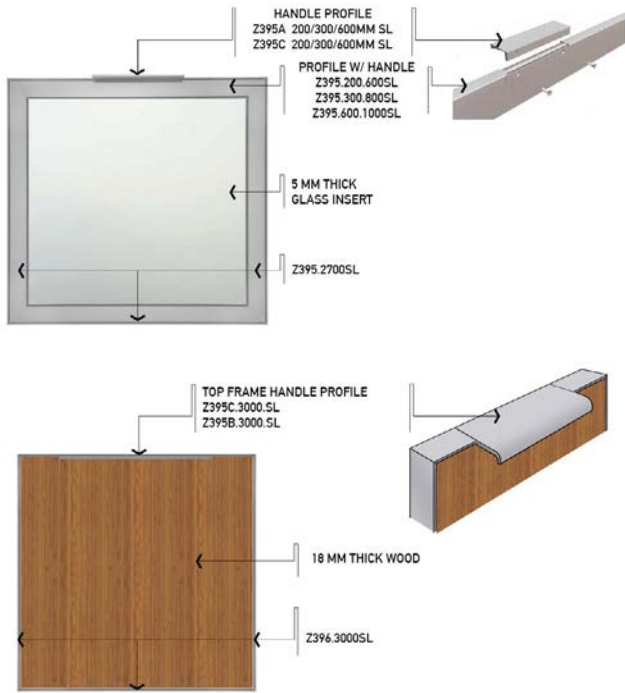
ITEM NO.	CODE	L x W	A x B
TTN.Z395C.200.SL	F01.04.021	600 x 200mm	42 x 11.4mm
TTN.Z395C.300.SL	F01.04.024	800 x 300mm	42 x 11.4mm
TTN.Z395C.600.L	F01.04.026	1000 x 600mm	42 x 11.4mm

BRACKET FOR Z395 PROFILE

- Material : Aluminum
- Finish : Silver
- Packing : Per Piece



ITEM NO.	CODE	A x B
TTN.Z395K.BRACKET	F01.04.018	17 x 45mm



ALUMINUM EDGING PROFILE


- Material : Aluminum
- Finish : Silver
- Wood Thickness : 18mm
- Packing : Per Length



ITEM NO.	CODE	LENGTH
TTN.Z396.2500SL	F01.05.033	2500mm

ALUMINUM EDGING PROFILE WITH HAND GRIP

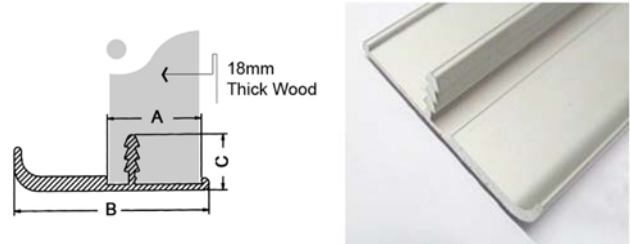
- Material : Aluminum
- Finish : Silver
- Wood Thickness : 18mm
- Packing : Per Length



ITEM NO.	CODE	LENGTH	A x B x C
TTN.Z396B.2500.SL	F01.05.034	2500mm	19.3 x 42 x 11.4mm

ALUMINUM EDGING PROFILE WITH HAND GRIP

- Material : Aluminum
- Finish : Silver
- Wood Thickness : 18mm
- Packing : Per Length



ITEM NO.	CODE	LENGTH	A x B x C
TTN.Z396C.2500.SL	F01.05.035	2500mm	19.3 x 40 x 11.4mm

ALUMINUM GLASS CLIP

- Material : Aluminum, PVC
- Finish : Silver
- Glass Thickness : 5-6mm



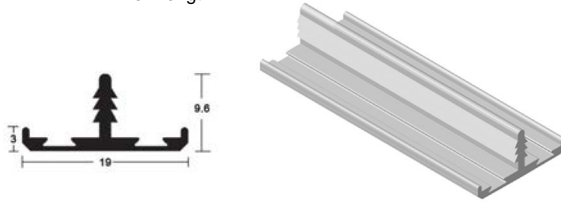
ITEM NO.	CODE	LENGTH	MATERIAL	PACKING/QUANTITY
TTN.AGL01.4M	F01.05.017	4000mm	Aluminum	Length/Per Pair
TTN.AGL01.3M	F01.05.037	3000mm	Aluminum	Length/Per Pair
TTN.AGL02.4M	F01.05.019	4000mm	PVC	Length/Per Piece
TTN.AGL02.3M	F01.05.018	3000mm	PVC	Length/Per Piece



ITEM NO.	CODE	LENGTH	FINISH
TTN.AGL05.2.8M.CP	F01.05.036	2.8 Meters	Chrome Plated

ALUMINUM EDGING PROFILE

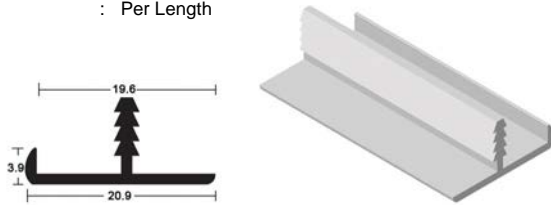
- Material : Aluminum
- Finish : Silver, Black
- Wood Thickness : 18mm
- Packing : Per Length



ITEM NO.	CODE	LENGTH	FINISH
TTN.8803.3M	F01.05.008	3000mm	Silver
TTN.8803.3M.BLK	F01.05.007	3000mm	Black

ALUMINUM EDGING L-TYPE

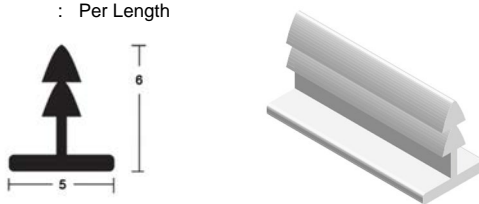
- Material : Aluminum
- Finish : Silver
- Wood Thickness : 18mm
- Packing : Per Length



ITEM NO.	CODE	LENGTH
TTN.8808.4M	F01.05.015	4000mm

ALUMINUM PROFILE

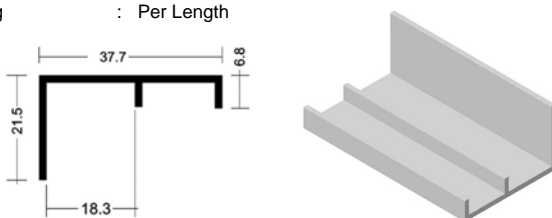
- Material : Aluminum
- Finish : Silver
- Packing : Per Length



ITEM NO.	CODE	LENGTH
TTN.8602.2.5M	F01.05.005	2500mm

ALUMINUM EDGING

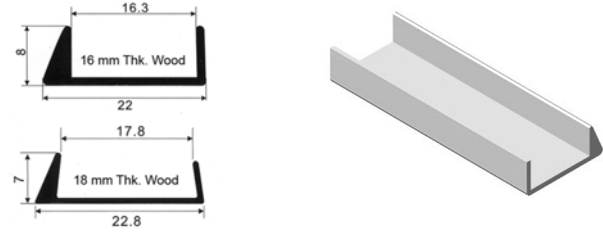
- Material : Aluminum
- Finish : Silver
- Packing : Per Length



ITEM NO.	CODE	LENGTH
TTN.8634.4M	F01.05.006	4000mm

ALUMINUM SHELF EDGING


- Material : Aluminum
- Packing : Per Length



ITEM NO.	CODE	LENGTH	THICKNESS
TTN.8804.16.3M	F01.05.013	3000mm	16mm
TTN.8804.18.3M	F01.05.014	3000mm	18mm

ALUMINUM EDGING WITH CORNER CAP

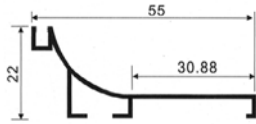
- Material : Aluminum
- Finish : Silver
- Wood Thickness : 18mm
- Packing : Per Length



ITEM NO.	CODE	LENGTH
TTN.8805.3M	F01.05.010	3000mm

RECESS PROFILE GRAB HANDLE

- Material : Aluminum
- Finish : Silver
- Packing : Per Length



COVER CAP

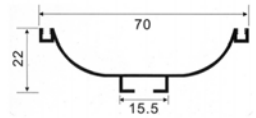
BRACKET CONNECTOR

RECESS PROFILE

ITEM NO.	CODE	DESCRIPTION
TTN.8855.3.3M	F01.06.002	3000mm Length
TTN.8855.2	F01.06.001	Cover Cap
TTN.8855.1	F01.06.015	Bracket Connector

RECESS PROFILE GRAB HANDLE

- Material : Aluminum
- Finish : Silver
- Packing : Per Length



COVER CAP

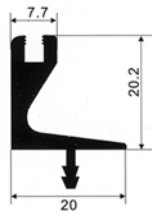
BRACKET CONNECTOR

RECESS PROFILE

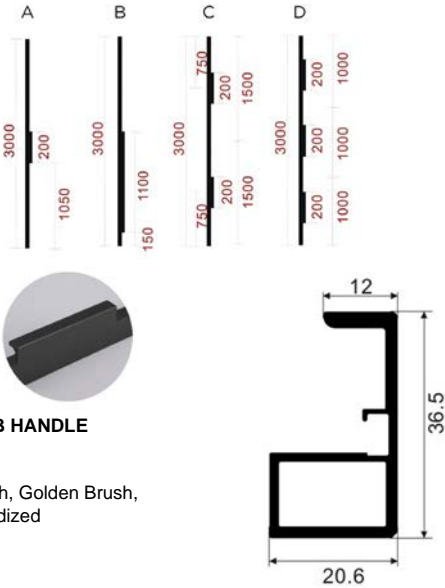
ITEM NO.	CODE	DESCRIPTION
TTN.8870.3M	F01.06.005	3000mm Length
TTN.8870.1	F01.06.016	Cover Cap
TTN.8855.1	F01.06.015	Bracket Connector

CARCASE HAND GRIP ALUMINUM PROFILE

- Material : Aluminum
- Finish : Silver, Iron Gray
- Wood Thickness : 20mm
- Packing : Per Length



ITEM NO.	CODE	LENGTH	FINISH
TTN.8856.3M	F01.06.003	3000mm	Silver Finish
TTN.8856.3M.IG	F01.06.004	3000mm	Iron Grey Finish



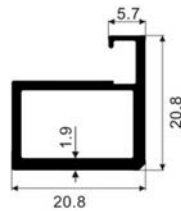
ALUMINUM PROFILE WITH GRAB HANDLE

- Material : Aluminum
- Finish : Matte Finish, Golden Brush, Silver Anodized
- Length : 3000mm
- Glass Thickness : 5mm
- Packing : Per Length

ITEM NO.	CODE	DESCRIPTION	FINISH
TTN.8661A.L.3M.MBLK	F01.01.012	1 x 200mm Left Handle	Matte Black
TTN.8661A.R.3M.MBLK	F01.01.013	1 x 200mm Right Handle	Matte Black
TTN.8661B.L.3M.MBLK	F01.01.010	1 x 1100mm Left Handle	Matte Black
TTN.8661B.R.3M.MBLK	F01.01.011	1 x 1100mm Right Handle	Matte Black
TTN.8661C.3M.MBLK	F01.01.014	2 x 200mm Handle	Matte Black
TTN.8661D.3M.MBLK	F01.01.015	3 x 200mm Handle	Matte Black
TTN.8661A.L.3M.GB	F01.01.018	1 x 200mm Left Handle	Golden Brushed
TTN.8661A.R.3M.GB	F01.01.020	1 x 200mm Right Handle	Golden Brushed
TTN.8661A.L.3M.SL	F01.01.019	1 x 200mm Left Handle	Silver Anodized
TTN.8661A.R.3M.SL	F01.01.021	1 x 200mm Right Handle	Silver Anodized
TTN.8661B.L.3M.SL	F01.01.022	1 x 1100mm Left Handle	Silver Anodized
TTN.8661B.R.3M.SL	F01.01.023	1 x 1100mm Right Handle	Silver Anodized
TTN.8661D.3M.SL	F01.01.024	3 x 200mm Handle	Silver Anodized

ALUMINUM PROFILE

- Material : Aluminum
- Finish : Matte Finish, Golden Brush, Silver Anodized
- Length : 3000mm
- Glass Thickness : 5mm
- Packing : Per Length



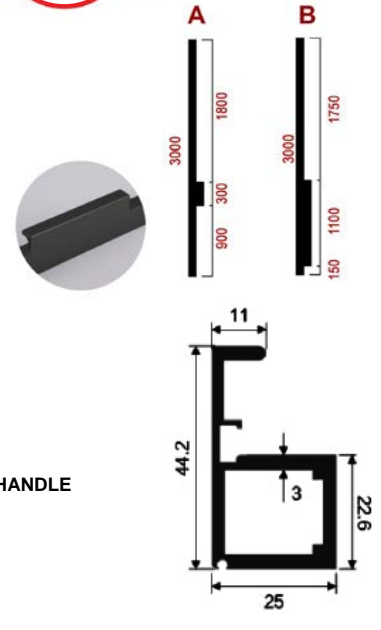
ITEM NO.	CODE	FINISH
TTN.8660.3M.MBLK	F01.01.009	Matte Black
TTN.8660.3M.GB	F01.01.016	Golden Brush
TTN.8660.3M.SL	F01.01.017	Silver Anodized

ALUM FRAME IRON BRACKET FOR 8660/8661

- Material : Iron
- Description : Bracket for 8660/8661 Includes Screw
- Packing : Per Piece



ITEM NO.	CODE
TTN.AFB8660L.SL	F01.09.003
TTN.AFB8660H.SL	F01.09.004



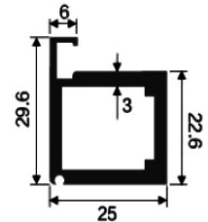
ALUMINUM PROFILE WITH GRAB HANDLE

- Material : Aluminum
- Finish : Matte Black
- Length : 3000mm
- Glass Thickness : 5mm
- Packing : Per Length

ITEM NO.	CODE	DESCRIPTION	FINISH
TTN.8666A.L.3M.MBLK	F01.01.029	1 x 300mm Left Handle	Matte Black
TTN.8666A.R.3M.MBLK	F01.01.030	1 x 300mm Right Handle	Matte Black
TTN.8666B.L.3M.MBLK	F01.01.027	1 x 1100mm Left Handle	Matte Black
TTN.8666B.R.3M.MBLK	F01.01.028	1 x 1100mm Right Handle	Matte Black

ALUMINUM PROFILE


- Material : Aluminum
- Finish : Matte Finish
- Length : 3000mm
- Glass Thickness : 5mm
- Packing : Per Length



ITEM NO.	CODE	FINISH
TTN.8665.3M.MBLK	F01.01.026	Matte Black

ALUM FRAME BRACKET FOR 8665/8671

- Material : Iron
- Description : Bracket for 8665/8671 Includes Screw
- Packing : Per Piece

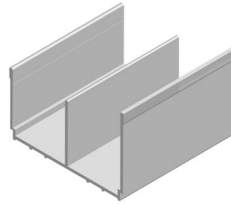
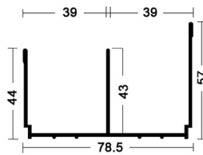


ITEM NO.	CODE	PACKING
TTN.AFB8665	F01.09.005	4 Pcs.
TTN.AFC8665	F01.09.006	1 Pc.



TOP RAIL


- Material : Aluminum
- Finish : Oxidized, Black
- Packing : Per Length



ITEM NO.	CODE	LENGTH
TTN.F10.87R.3M	F02.01.012	3000mm
TTN.F10.87R.4M	F02.01.013	3000mm
TTN.F10.87R.3M.BLK	F02.01.026	3000mm

BOTTOM RAIL

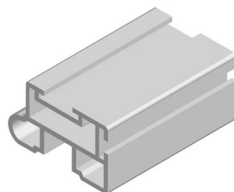
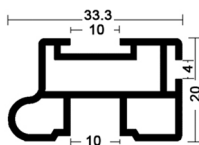
- Material : Aluminum
- Finish : Oxidized, Black
- Packing : Per Length



ITEM NO.	CODE	LENGTH
TTN.F10.97R.3M	F02.01.020	3000mm
TTN.F10.97R.4M	F02.01.021	4000mm
TTN.F10.97R.3M.BLK	F02.01.030	3000mm

VERTICAL FRAME


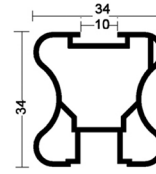
- Material : Aluminum
- Finish : Oxidized, Black
- Glass Thickness : 6mm
- Packing : Per Length



ITEM NO.	CODE	LENGTH
TTN.F10.99T.4.8M	F02.01.019	4800mm
TTN.F10.99T.5M.BLK	F02.01.024	5000mm

VERTICAL FRAME


- Material : Aluminum
- Finish : Oxidized, Black
- Glass Thickness : 6mm
- Packing : Per Length



ITEM NO.	CODE	LENGTH
TTN.F10.99.5M	F02.01.017	5000mm
TTN.F10.99.5M.BLK	F02.01.028	5000mm

TOP FRAME


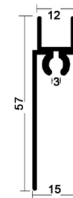
- Material : Aluminum
- Finish : Oxidized, Black
- Glass Thickness : 6mm
- Packing : Per Length



ITEM NO.	CODE	LENGTH
TTN.F10.87.3M	F02.01.011	3000mm
TTN.F10.87.3M.BLK	F02.01.025	3000mm

BOTTOM FRAME

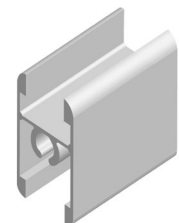
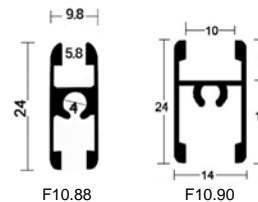
- Material : Aluminum
- Finish : Oxidized, Black
- Glass Thickness : 6mm
- Packing : Per Length



ITEM NO.	CODE	LENGTH
TTN.F10.92.3M	F02.01.018	3000mm
TTN.F10.92.3M.BLK	F02.01.029	3000mm

FRAME DIVIDER

- Material : Aluminum
- Finish : Oxidized, Black
- Application : For Wood
- Packing : Per Length



ITEM NO.	CODE	LENGTH
TTN.F10.88.3M	F02.01.014	3000mm
TTN.F10.90.3M.BLK	F02.01.027	3000mm

STOPPER FOR F10 ROLLER SET

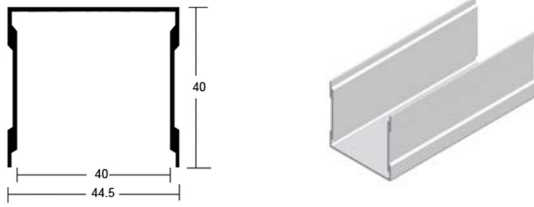
- Material : Aluminum
- Finish : Oxidized
- Description : Clip for F10
- Packing : Per Piece



ITEM NO.	CODE
TTN.F10C1	F02.01.006

TOP RAIL

- Material : Aluminum
- Finish : Oxidized
- Application : For Single Track
- Packing : Per Length



ITEM NO.	CODE	LENGTH
TTN.F10.28.3M	F02.01.010	3000mm

BOTTOM RAIL

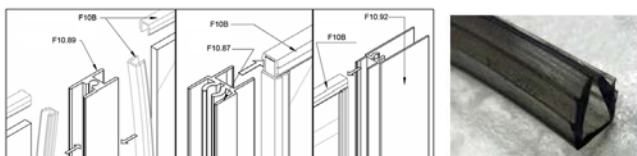
- Material : Aluminum
- Finish : Oxidized
- Application : For Single Track



ITEM NO.	CODE	LENGTH
TTN.F10.27.3M	F02.01.009	3000mm

CLAMPING PROFILE


- Material : Plastic
- Finish : Transparent
- Application : Gasket for Glass
- Packing : Per Length



ITEM NO.	CODE
TTN.F10B	F02.01.002

DOOR BUMPER STRIP

- Material : Plastic
- Finish : Gray
- Application : Bumper Strip for F10.99 Vertical Frame
- Packing : Per Meter



ITEM NO.	CODE
TTN.F10D	F02.01.003

WOOLEN STRIP

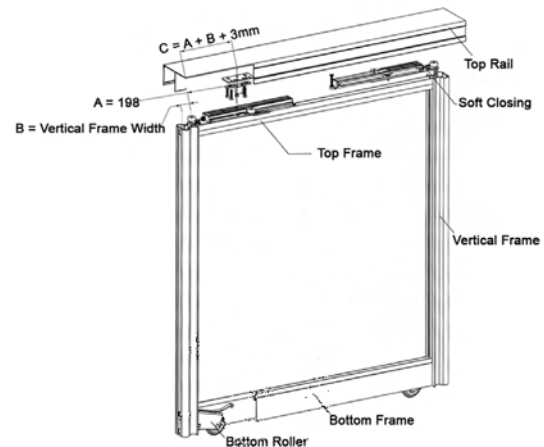
- Material : Fiber
- Finish : Black
- Application : Woolen Strip for F10.99 Vertical Frame
- Packing : Per Length



ITEM NO.	CODE
TTN.F10E	F02.01.004

SOFT CLOSE ROLLER SET

- Material : Nylon
- Finish : Gray
- Application : Sliding Roller for F10
- Packing : Set for Door



ITEM NO.	CODE
TTN.F10S.TOPROLLER	F02.01.007

ROLLER GUIDE SET

- Material : Nylon
- Finish : White
- Application : Roller Set for F10
- Door Weight : 45 kgs Capacity
- Packing : Per Set



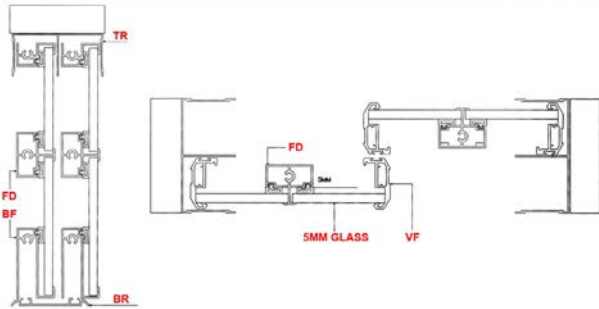
ITEM NO.	CODE
TTN.F10A	F02.01.001

HEAVY DUTY DOUBLE ROLLER SET

- Material : Nylon
- Finish : White
- Application : Roller Set for F10
- Door Weight : 65 kgs Capacity
- Packing : Per Set


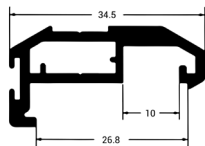


ITEM NO.	CODE
TTN.F10H	F02.01.005



ALUMINUM VERTICAL FRAME

- Material : Aluminum
- Finish : Silver, Iron Grey
- Glass Thickness : 6mm (Full Mirror), 5mm (w/ Divider)
- Wood Thickness : 5mm
- Packing : Per Length

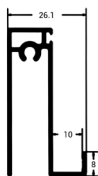


Note: Use TTN.F30.MBS and TTN.F30C.MS for Mohair Strips

ITEM NO.	CODE	LENGTH	FINISH
TTN.F15.VF.2.5M.SL	F02.02.007	2500mm	Anodized Silver
TTN.F15.VF.3M.SL	F02.02.008	3000mm	Anodized Silver
TTN.F15.VF.4.2M.SL	F02.02.009	4200mm	Anodized Silver
TTN.F15.VF.5M.SL	F02.02.006	5000mm	Anodized Silver
TTN.F15.VF.2.5M.IG	F02.02.023	2500mm	Iron Grey
TTN.F15.VF.3M.IG	F02.02.021	3000mm	Iron Grey
TTN.F15.VF.5M.IG	F02.02.020	5000mm	Iron Grey

ALUMINUM BOTTOM FRAME


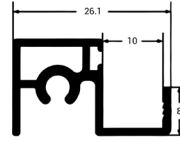
- Material : Aluminum
- Finish : Silver, Iron Grey
- Glass Thickness : 6mm (Full Mirror), 5mm (w/ Divider)
- Wood Thickness : 5mm
- Packing : Per Length



ITEM NO.	CODE	LENGTH	FINISH
TTN.F15.BF.3M.SL	F02.02.010	3000mm	Anodized Silver
TTN.F15.BF.4M.SL	F02.02.011	4000mm	Anodized Silver
TTN.F15.BF.3M.IG	F02.02.024	3000mm	Iron Grey
TTN.F15.BF.4M.IG	F02.02.025	4000mm	Iron Grey

ALUMINUM TOP FRAME


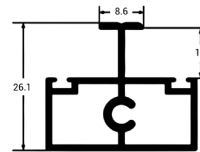
- Material : Aluminum
- Finish : Silver, Iron Grey
- Glass Thickness : 6mm (Full Mirror), 5mm (w/ Divider)
- Wood Thickness : 5mm
- Packing : Per Length



ITEM NO.	CODE	LENGTH	FINISH
TTN.F15.TF.3M.SL	F02.02.012	3000mm	Anodized Silver
TTN.F15.TF.4M.SL	F02.02.013	4000mm	Anodized Silver
TTN.F15.TF.3M.IG	F02.02.026	3000mm	Iron Grey
TTN.F15.TF.4M.IG	F02.02.027	4000mm	Iron Grey

ALUMINUM FRAME DIVIDER

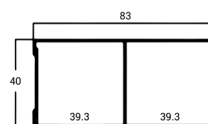
- Material : Aluminum
- Finish : Silver, Iron Grey
- Glass Thickness : 6mm (Full Mirror), 5mm (w/ Divider)
- Wood Thickness : 5mm
- Packing : Per Length



ITEM NO.	CODE	LENGTH	FINISH
TTN.F15.FD.3M.SL	F02.02.014	3000mm	Anodized Silver
TTN.F15.FD.4M.SL	F02.02.015	4000mm	Anodized Silver
TTN.F15.FD.3M.IG	F02.02.028	3000mm	Iron Grey
TTN.F15.FD.4M.IG	F02.02.029	4000mm	Iron Grey

ALUMINUM TOP RAIL


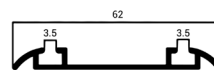
- Material : Aluminum
- Finish : Silver, Iron Grey
- Packing : Per Length



ITEM NO.	CODE	LENGTH	FINISH
TTN.F15.TR.3M.SL	F02.02.016	3000mm	Anodized Silver
TTN.F15.TR.4M.SL	F02.02.017	4000mm	Anodized Silver
TTN.F15.TR.3M.IG	F02.02.030	3000mm	Iron Grey
TTN.F15.TR.4M.IG	F02.02.031	4000mm	Iron Grey

ALUMINUM BOTTOM RAIL

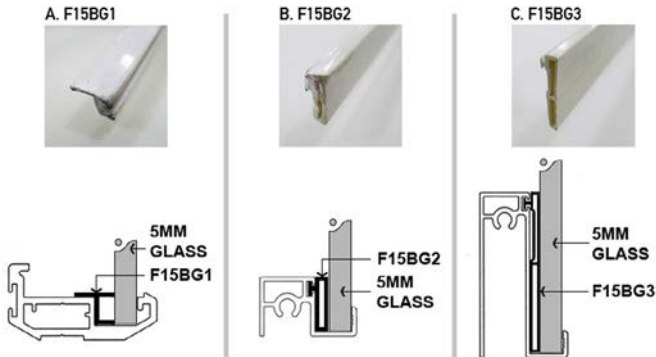
- Material : Aluminum
- Finish : Silver, Iron Grey
- Packing : Per Length



ITEM NO.	CODE	LENGTH	FINISH
TTN.F15.BR.3M.SL	F02.02.018	3000mm	Anodized Silver
TTN.F15.BR.4M.SL	F02.02.019	4000mm	Anodized Silver
TTN.F15.BR.3M.IG	F02.02.032	3000mm	Iron Grey
TTN.F15.BR.4M.IG	F02.02.033	4000mm	Iron Grey

GASKET

- Material : Plastic
- Finish : White
- Application : For Vertical Frame, Top Frame/Frame Divider and Bottom Frame
- Packing : Per Piece



ITEM NO.	CODE	LENGTH	DESCRIPTION
TTN.F15BG1	F02.02.001	2500mm	For Vertical Frame
TTN.F15BG2	F02.02.002	2500mm	For Top Frame/Divider
TTN.F15BG3	F02.02.003	2500mm	Bottom Frame

ROLLER GUIDE SET

- Material : Nylon
- Finish : Gray
- Application : Aluminum Frame for F15
- Capacity : 15-30kgs
- Packing : Per Set




F15A


ITEM NO.	CODE	DESCRIPTION
TTN.F15A	F02.02.005	Soft Close Function
TTN.F15S	F02.01.022	

MOHAIR BUMPER STRIP

- Material : Fiber
- Finish : Gray
- Packing : Per Length



ITEM NO.	CODE
TTN.F30.MBS	F02.03.015



Example of combined installation

Product Features:

- Smooth, steady and silent movement; Damping function exists while door opening and door closing.
- External panel covering over and internal frame structure to ensure different panel materials.
- Weight capacity is 45kgs. per door.

ALUMINUM TOP/BOTTOM TRACK

- Material : Aluminum
- Finish : Silver
- Packing : Per Length



ITEM NO.	CODE	LENGTH
PK.CN55T	F02.03.003	3000mm

ALUMINUM TOP/BOTTOM DOOR

- Material : Aluminum
- Finish : Silver
- Packing : Per Length



ITEM NO.	CODE	LENGTH
PK.CN88TBF	F02.03.005	3000mm

VERTICAL FRAME


- Material : Aluminum
- Finish : Silver
- Packing : Per Length



ITEM NO.	CODE	LENGTH
PK.CN99VF	F02.03.004	3000mm

TOP ROLLER WITH SOFT CLOSE

• Packing : Per Piece



PK.CN22.SC



PK.CN11


ITEM NO.	CODE	DESCRIPTION
PK.CN22.SC	F02.03.001	Top Roller
PK.CN11	F02.03.002	Top/Bottom Roller

TRACK STOPPER, CONNECTOR AND END CAP

• Packing : Per Piece



PK.CN31S

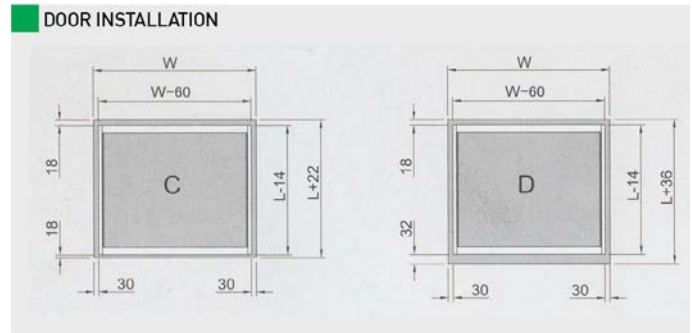
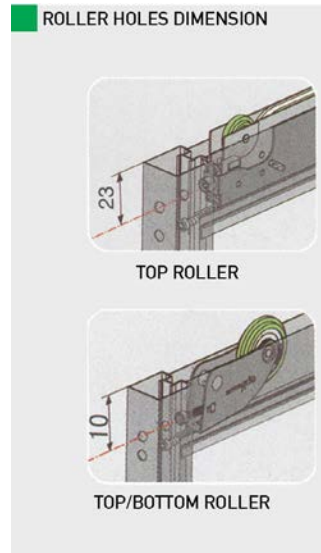
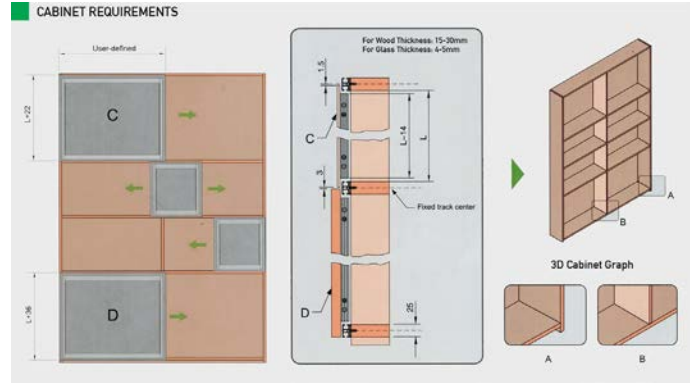


PK.CN32C



PK.CN33P

ITEM NO.	CODE	DESCRIPTION
PK.CN31S	F02.03.006	Track Stopper
PK.CN32C	F02.03.007	Track Connector
PK.CN33P	F02.03.008	Track Plug (End Cap)



HORIZONTAL TOP/BOTTOM PROFILE

- Material : Aluminum
- Finish : Silver
- Glass Thickness : 6mm
- Wood Thickness : 6-8mm
- Application : Horizontal Top/Bottom
- Packing : Per Length



ITEM NO.	CODE	LENGTH
SLIDER.TBP4000.	F02.03.045	4000mm

VERTICAL EXTERNAL MID ALUMINUM PROFILE

- Material : Aluminum
- Finish : Silver
- Glass Thickness : 6mm
- Wood Thickness : 6-8mm
- Application : Vertical Mid External Profile
- Packing : Per Length



ITEM NO.	CODE	LENGTH
SLIDER.VEMAP2800.SL	F02.03.046	2800mm

VERTICAL EXTERNAL HIGH ALUMINUM THICK PROFILE

- Material : Aluminum
- Finish : Silver
- Glass Thickness : 6mm
- Wood Thickness : 6-8mm
- Application : Vertical High External Profile
- Packing : Per Length



ITEM NO.	CODE	LENGTH
SLIDER.VEHAT2800.SL	F02.03.047	2800mm

VERTICAL INTERNAL LOW ALUMINUM PROFILE

- Material : Aluminum
- Finish : Silver
- Glass Thickness : 6mm
- Wood Thickness : 6-8mm
- Application : Vertical Low Internal Profile
- Packing : Per Length



ITEM NO.	CODE	LENGTH
SLIDER.VILLAP2800.SL	F02.03.048	2800mm

HORIZONTAL DIVIDER PROFILE

- Material : Aluminum
- Finish : Silver
- Glass Thickness : 6mm
- Wood Thickness : 6-8mm
- Application : Horizontal Divider Profile
- Packing : Per Length



ITEM NO.	CODE	LENGTH
SLIDER.HDP4000.SL	F02.03.049	4000mm

HORIZONTAL DIVIDER PROFILE

- Material : ABS
- Finish : Black
- Packing : Per Piece



ITEM NO.	CODE
SLIDER.ADFC11	F02.03.050

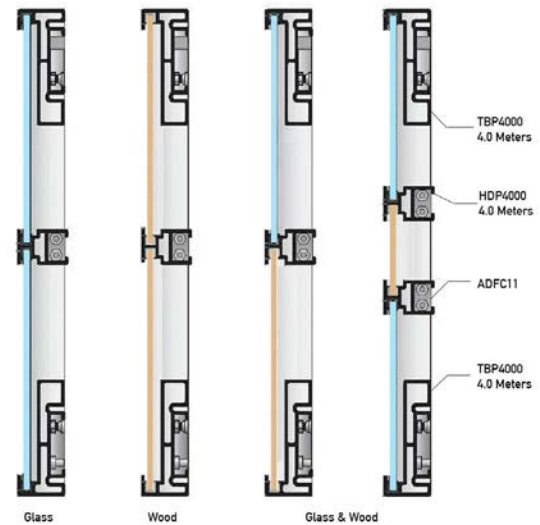
MOHAIR BUMPER STRIP

- Material : Fiber
- Finish : White
- Packing : Per Length

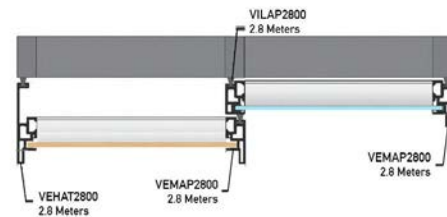


ITEM NO.	CODE
SLIDER.MBS01	F02.03.051

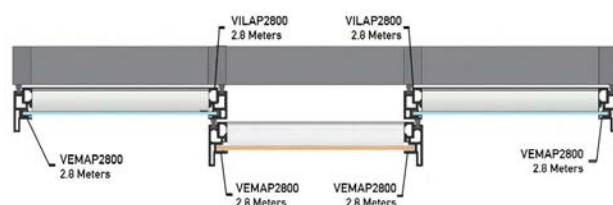
DOOR FRAME PROFILE INSTALLATION DIAGRAM



2 DOORS



3 DOORS



SLIDING DOOR FITTING FOR 2 & 3 DOORS

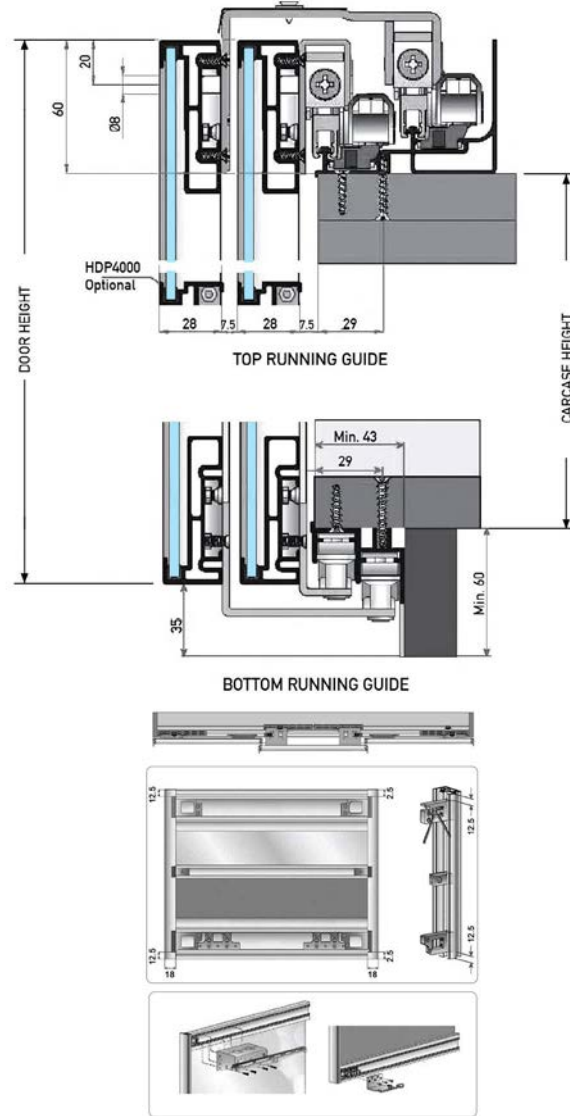
- Material : Sliding Door Fitting Set (Steel/Nylon Roller)
- Glass Thickness : 6mm
- Wood Thickness : 6-8mm
- Door Weight : Max. 70kg
- Application : for Cabinet, Door & Wardrobe
- Packing : Per Set

INSTALLATION DIMENSIONS

- 600mm minimum width of door (Regular Roller)
- 800mm minimum width of door (Roller with Softclose)
- 1500mm max door width
- 2800mm max door height

Door Height = Carcase Height + 85mm

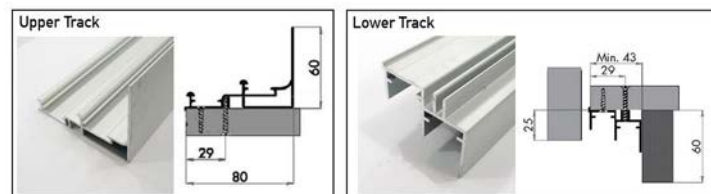
FITTINGS	DESCRIPTION	DOOR CONFIGURATION	
		2 DOOR (1 OUT 1 IN)	3 DOOR (1 OUT 2 IN)
<p>↑ ROLLER w/ SOFTCLOSE ↑ REGULAR ROLLER</p>	OUTER DOOR TOP ROLLER	2 Pcs. Nylon Roller (Regular) Optional: Roller w/ SOFTCLOSE	2 Pcs. Nylon Roller (Regular) Optional: Roller w/ SOFTCLOSE
	OUTER DOOR BOTTOM GUIDE	2 Pieces	2 Pieces
<p>↑ ROLLER w/ SOFTCLOSE ↑ REGULAR ROLLER</p>	INNER DOOR TOP ROLLER	2 Pcs. Nylon Roller (Regular) Optional: Roller w/ SOFTCLOSE	4 Pcs. Nylon Roller (Regular) Optional: Roller w/ SOFTCLOSE
	INNER DOOR BOTTOM GUIDE	2 Pieces	4 Pieces
	BOTTOM STOPPER	4 Pieces	4 Pieces
	TOP STOPPER	4 Pieces	4 Pieces
	CONNECTORS FOR BOTTOM GUIDE	4 Pieces	6 Pieces
	VERTICAL CONNECTORS	8 Pieces	12 Pieces



ITEM NO.	CODE	DESCRIPTION
SLIDER.R2H.SC	F02.03.039	2 Doors (Soft close) Heavy Duty
SLIDER.R3.SC	F02.03.041	3 Doors (Soft close)
SLIDER R2.REG	F02.03.040	2 Doors (Regular Roller)
SLIDER R3.REG	F02.03.042	3 Doors (Regular Roller)

SLIDER UPPER/LOWER ALUMINUM TRACK PROFILE

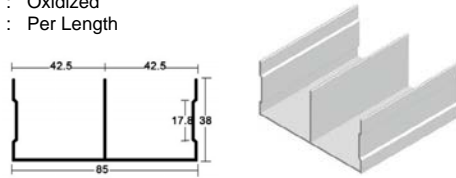
- Material : Aluminum
- Finish : Silver
- Description : Upper & Lower Tracks
- Packing : Per Length



ITEM NO.	CODE	LENGTH
SLIDER.ULT2400.SL	F02.03.043	2400mm
SLIDER.ULT3600.SL	F02.03.044	3600mm

TOP RAIL

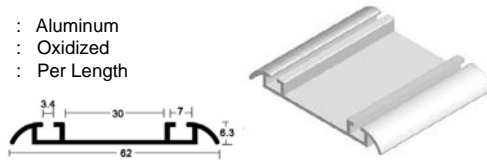
- Material : Aluminum
- Finish : Oxidized
- Packing : Per Length



ITEM NO.	CODE	LENGTH
TTN.F30.H012.3M	F02.03.014	3000mm

BOTTOM RAIL

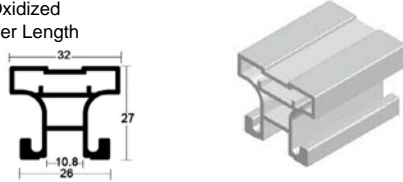
- Material : Aluminum
- Finish : Oxidized
- Packing : Per Length



ITEM NO.	CODE	LENGTH
TTN.F30.H011.3M	F02.03.013	3000mm

VERTICAL FRAME

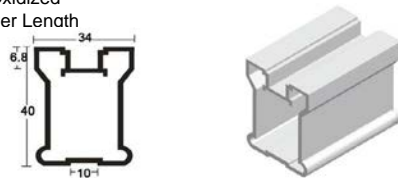
- Material : Aluminum
- Finish : Oxidized
- Packing : Per Length



ITEM NO.	CODE	LENGTH
TTN.F30A.H008.4.8M	F02.03.019	4800mm

VERTICAL FRAME

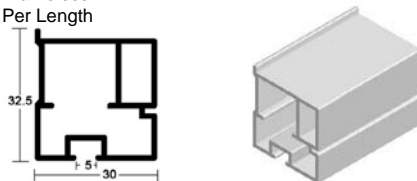
- Material : Aluminum
- Finish : Oxidized
- Packing : Per Length



ITEM NO.	CODE	LENGTH
TTN.F30B.H112.4.8M	F02.03.021	4800mm

VERTICAL FRAME

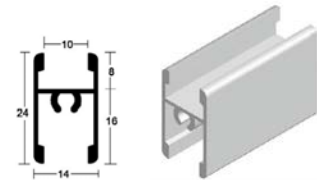
- Material : Aluminum
- Finish : Oxidized
- Description : Frameless
- Packing : Per Length



ITEM NO.	CODE	LENGTH
TTN.F30C.H032.4.8M	F02.03.024	4800mm

FRAME DIVIDER

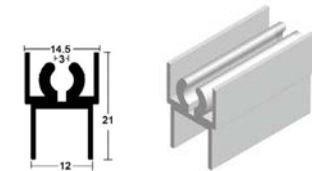
- Material : Aluminum
- Finish : Oxidized
- Packing : Per Length



ITEM NO.	CODE	LENGTH
TTN.F30.H001.3M	F02.03.010	3000mm

TOP FRAME

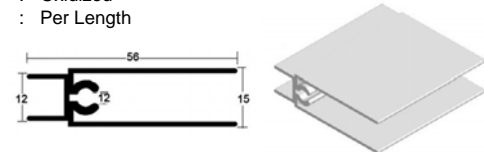
- Material : Aluminum
- Finish : Oxidized
- Packing : Per Length



ITEM NO.	CODE	LENGTH
TTN.F30.H010.3M	F02.03.012	3000mm

BOTTOM FRAME

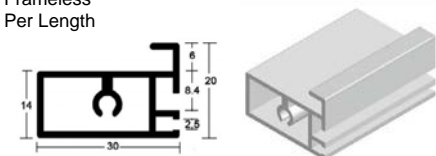
- Material : Aluminum
- Finish : Oxidized
- Packing : Per Length



ITEM NO.	CODE	LENGTH
TTN.F30.H004.3M	F02.03.011	3000mm

TOP FRAME

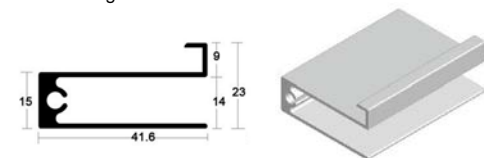
- Material : Aluminum
- Finish : Oxidized
- Description : Frameless
- Packing : Per Length



ITEM NO.	CODE	LENGTH
TTN.F30C.H031.3M	F02.03.023	3000mm

BOTTOM FRAME

- Material : Aluminum
- Finish : Oxidized
- Description : Frameless
- Packing : Per Length



ITEM NO.	CODE	LENGTH
TTN.F30C.H666.3M	F02.03.026	3000mm

ROLLER GUIDE SET


- Material : Nylon
- Finish : White
- Application : For Aluminum Frame
- Packing : Per Set



ITEM NO.	CODE	DESCRIPTION
TTN.F30.RGS	F02.03.016	For F30A & F30B Adhesive
TTN.F30S.RGS	F02.03.017	For F30C Frameless

MOHAIR BUMPER STRIP


- Material : Fiber
- Finish : Gray
- Application : For F30A & F30B Adhesive
- Packing : Per Length



ITEM NO.	CODE
TTN.F30.MBS	F02.03.015

MOHAIR BUMPER STRIP

- Material : Fiber
- Finish : Gray
- Application : For F30C Frameless
- Packing : Per Length



ITEM NO.	CODE
TTN.F30C.MS	F02.03.027

HEAVY DUTY DOUBLE ROLLER SET

- Packing : Per Set



ITEM NO.	CODE
TTN.F10H	F02.01.005

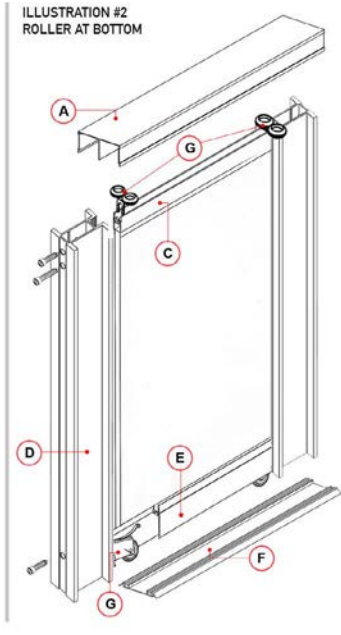
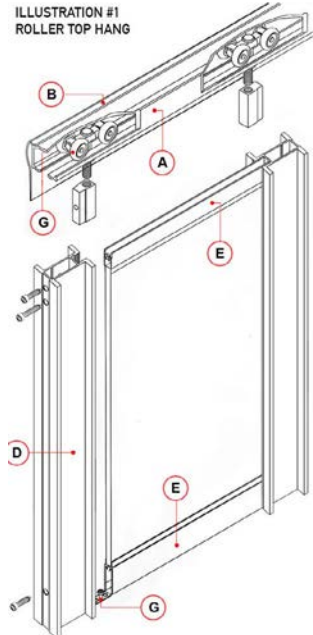


		ILLUSTRATION #1	ILLUSTRATION #2
A	HANG RAIL / TOP RAIL	TTN.F60.HR.5.8SL	TTN.F60.TR.3M.SL
B	HANG RAIL COVER	TTN.F60.HRC.5.8SL	
C	TOP FRAME	TTN.F60.TF.3M.SL	TTN.F60.TF.3M.SL
D	VERTICAL FRAME	TTN.F60.VF.5.8M.SL	TTN.F60.VF.5.8M.SL
	FRAME DIVIDER	TTN.F60.FD.3M.SL	TTN.F60.FD.3M.SL
E	BOTTOM FRAME	TTN.F60.BF.3M.SL	TTN.F60.BF.3M.SL
F	BOTTOM RAIL		TTN.F60.BR.3M.SL
G	ROLLER SET	TTN.F60A	ICON.F10H



F35-RS ROLLER SET FOR 1 DOOR W/ SOFT CLOSE

*SPU

- Material : Plastic
- Packing : Per Set/Door



ITEM NO.	CODE
TTN.F35RS.1D	F02.03.058

F35-FH FLUSH ALUM HANDLE

*SPU

- Material : Aluminum
- Finish : Black
- Packing : Per Pair

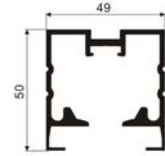


ITEM NO.	CODE
TTN.F35FH.MBLK	F02.03.059

F35-TT TOP TRACK

*SPU

- Material : Aluminum Alloy
- Finish : Matte Black
- Glass Thickness : 6-8mm
- Packing : Per Length

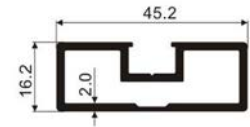


ITEM NO.	CODE	LENGTH
TTN.F35TT.6M.MBLK	F02.03.053	6M

F35-VF VERTICAL FRAME

*SPU

- Material : Aluminum Alloy
- Finish : Matte Black
- Glass Thickness : 6-8mm
- Packing : Per Length

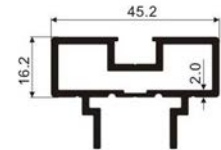


ITEM NO.	CODE	LENGTH
TTN.F35VF.5M.MBLK	F02.03.055	5M

F35-TBF TOP/BOTTOM FRAME

*SPU

- Material : Aluminum Alloy
- Finish : Matte Black
- Glass Thickness : 6-8mm
- Packing : Per Length



ITEM NO.	CODE	LENGTH
TTN.F35TBF.6M.MBLK	F02.03.056	6M

F35-BKT CORNER BRACKET CONNECTOR

*SPU


- Material : Aluminum Alloy
- Finish : Galvanized
- Packing : Per Piece



ITEM NO.	CODE
TTN.F35BKT	F02.03.060

S800 TOP FRAME 19.12.020

- Material : Aluminum
- Finish : Silver, Black
- Packing : Per Length



ITEM NO.	CODE	LENGTH
TTN+S800.TF.19.12.020.SL.5.2M	F02.06.004	5200mm
TTN+S800.TF.19.12.020.BLK.5.2M	F02.06.003	5200mm
TTN+S800.TF.19.12.020.BK.3M	F02.06.044	3000mm
TTN+S800.TF.19.12.020.SL.3M	F02.06.045	3000mm

S34 TOP TRACK 15.25.020, DOUBLE

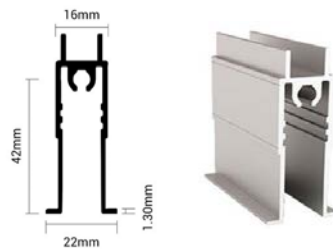
- Material : Aluminum
- Finish : Silver, Black
- Packing : Per Length



ITEM NO.	CODE	LENGTH
TTN+S34.TT.15.25.020.SL.5.2M	F02.06.010	5200mm
TTN+S34.TT.15.25.020.BLK.5.2M	F02.06.009	5200mm
TTN+S34.TT.15.25.020.BK.3M	F02.06.038	3000mm
TTN+S34.TT.15.25.020.SL.3M	F02.06.039	3000mm

S800 BOTTOM FRAME 19.14.020

- Material : Aluminum
- Finish : Silver, Black
- Packing : Per Length



ITEM NO.	CODE	LENGTH
TTN+S800.BF.19.14.020.SL.5.2M	F02.06.006	5200mm
TTN+S800.BF.19.14.020.BLK.5.2M	F02.06.005	5200mm
TTN+S800.BF.19.14.020.BK.3M	F02.06.046	3000mm
TTN+S800.BF.19.14.020.SL.3M	F02.06.047	3000mm

S34 BOTTOM TRACK 15.05.020 DOUBLE

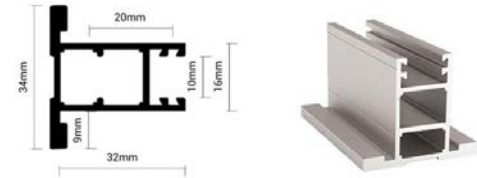
- Material : Aluminum
- Finish : Silver, Black
- Packing : Per Length



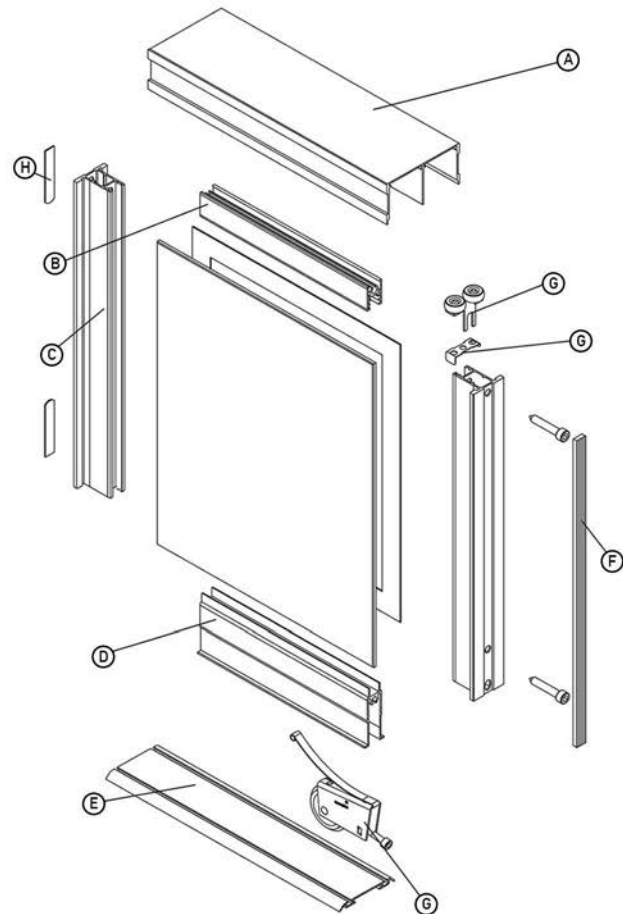
ITEM NO.	CODE	LENGTH
TTN+S34.BT.15.05.020.SL.5.2M	F02.06.012	5200mm
TTN+S34.BT.15.05.020.BLK.5.2M	F02.06.011	5200mm
TTN+S34.BT.15.05.020.BK.3M	F02.06.040	3000mm
TTN+S34.BT.15.05.020.SL.3M	F02.06.041	3000mm

S800 STILE VERTICAL FRAME 19.01.022

- Material : Aluminum
- Finish : Silver, Black
- Packing : Per Length



ITEM NO.	CODE	LENGTH
TTN+S800.VF.19.01.022.SL.5.2M	F02.06.002	5200mm
TTN+S800.VF.19.01.022.BLK.5.2M	F02.06.001	5200mm
TTN+S800.VF.19.01.022.BK.2.6M	F02.06.042	2600mm
TTN+S800.VF.19.01.022.SL.2.6M	F02.06.043	2600mm



A	S34 TOP TRACK 15.25.020, DOUBLE
B	S800 TOP FRAME 19.12.020
C	S800 STILE VF 19.01.022
D	S800 BOTTOM FRAME 19.14.020
E	S34 BOTTOM TRACK 15.05.020, DOUBLE
F	TITAN PLUS MOHAIR STRIP
G	ROLLER SET. USE TTN.F10S.TOPROLLER
H	NAME PLATE COVER

S1500 STILE VERTICAL FRAME-2S 13.01.020

- Material : Aluminum
- Finish : Black
- Packing : Per Length



ITEM NO.	CODE	LENGTH
TTN+.S1500.VF2S.13.01.020.BLK.5.2M	F02.06.013	5200mm

S1500 TOP FRAME 13.02.020, DOUBLE

- Material : Aluminum
- Finish : Black
- Packing : Per Length



ITEM NO.	CODE	LENGTH
TTN+.S1500.TF.13.02.020.BLK.5.2M	F02.06.017	5200mm

TITAN+ DIVIDER FRAME

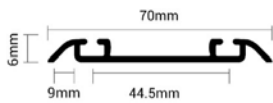
- Material : Aluminum
- Finish : Black
- Packing : Per Length



ITEM NO.	CODE	LENGTH
TTN+.DF.BLK.5.2M	F02.06.019	5200mm

S42 BOTTOM TRACK 14.06.020 DOUBLE

- Material : Aluminum
- Finish : Black
- Packing : Per Length



ITEM NO.	CODE	LENGTH
TTN+S42.BT.14.06.020.BLK.5.2M	F02.06.023	5200mm

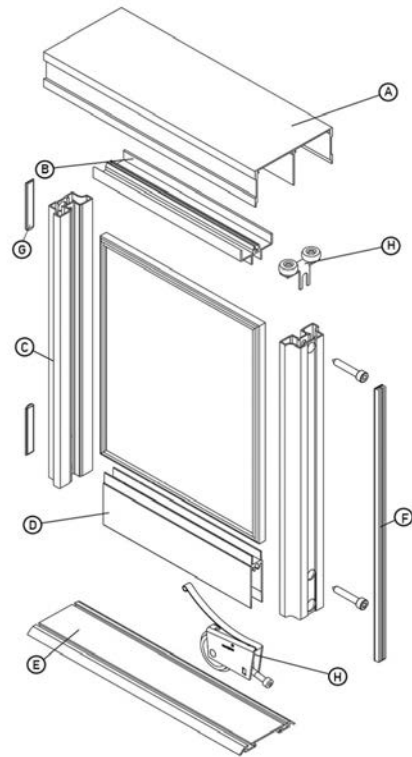
S42 ROLLER SET 19.01.000

- Packing : Per Set



ITEM NO.	CODE
TTN+S42.ROLLERSET	F02.06.025

A	S42 TOP TRACK 14.05.020, DOUBLE	E	S42 BOTTOM TRACK 14.06.020, DOUBLE
B	S1500-S42 TOP FRAME 13.02.020, DOUBLE	F	TITAN+ MOHAIR STRIP
C	S1500 STILE VF-2S 13.01.020	G	TITAN+ NAMEPLATE HOLE COVER 10.07.051
	S1500 STILE VF-1S 13.11.020	H	S42 ROLLER SET 10.01.000
D	S42 BOTTOM FRAME 15.04.020		



S300 STILE VERTICAL FRAME-2S 15.61.020

- Material : Aluminum
- Finish : Silver, Black
- Packing : Per Length



ITEM NO.	CODE	LENGTH
TTN+.S300.VF2S.15.61.020.SL.5.2M	F02.06.027	5200mm
TTN+.S300.VF2S.15.61.020.BLK.5.2M	F02.06.026	5200mm

S300 STILE VERTICAL FRAME-1S 15.51.020

- Material : Aluminum
- Finish : Silver
- Packing : Per Length



ITEM NO.	CODE	LENGTH
TTN+.S300.VF1S.15.51.020.SL.5.2M	F02.06.029	5200mm

S300 TOP FRAME 15.54.020

- Material : Aluminum
- Finish : Silver, Black
- Packing : Per Length



ITEM NO.	CODE	LENGTH
TTN+.S300.TF.15.54.020.SL.5.2M	F02.06.031	5200mm
TTN+.S300.TF.15.54.020.BLK.5.2M	F02.06.030	5200mm

S42 BOTTOM FRAME 15.04.020

- Material : Aluminum
- Finish : Black
- Packing : Per Length



ITEM NO.	CODE	LENGTH
TTN+S42.BF.15.04.020.BLK.5.2M	F02.06.019	5200mm

TTN+ MOHAIR STRIP

- Material : Fiber
- Finish : White, Black
- Packing : Per Length



ITEM NO.	CODE
TTN+.MOHAIRSTRIP.WHITE	F02.06.036
TTN+.MOHAIRSTRIP.BLACK	F02.06.037



UNO VERTICAL PROFILE 80.01.020

- Material : Aluminum
- Finish : Silver
- Packing : Per Length



ITEM NO.	CODE	LENGTH
TTN+UNO.VP.80.01.020.SL.5.2M	F02.05.001	5200mm
TTN+UNO.VP.80.01.020.SL.3M	F02.05.002	5200mm

UNO WALL AND CEILING CONNECTOR 80.20.040

- Material : Aluminum
- Finish : Silver
- Packing : Per Piece



ITEM NO.	CODE
TTN+UNO.WCC.80.20.040	F02.05.003

UNO PROFILE COONECTOR 80.20.060

- Material : Aluminum
- Finish : Silver
- Packing : Per Piece



ITEM NO.	CODE
TTN+UNO.PC.80.20.060	F02.05.004

UNO UNIVERSAL CARRIER 80.40.050

- Packing : Per Piece



ITEM NO.	CODE
TTN+UNO.UC.80.40.050	F02.05.005

GLASS ADAPTER FOR SHELF CARRIER 80.40.025

- Material : Aluminum
- Finish : Silver
- Packing : Per Piece



ITEM NO.	CODE
TTN+UNO.GA.80.40.025	F02.05.009

SHELF BRACKET CARRIER 80.40.020

- Material : Aluminum
- Finish : Silver
- Packing : Per Piece



ITEM NO.	CODE	INSTALLATION
TTN+UNO.SBC.80.40.020.L	F02.05.006	Left
TTN+UNO.SBC.80.40.020.R	F02.05.007	Right

CORNER CONNECTOR 80.20.080

- Material : Aluminum
- Finish : Silver
- Packing : Per Piece



ITEM NO.	CODE
TTN+UNO.CC.80.20.080	F02.05.008

UNO ADJUSTABLE FOOT 80.20.015

- Material : Aluminum
- Finish : Silver
- Packing : Per Piece



ITEM NO.	CODE
TTN+UNO.AF.80.20.015	F02.05.010

UNO TRANSITION PIECE ADAPTER 80.20.010

- Material : Aluminum
- Finish : Silver
- Packing : Per Piece



ITEM NO.	CODE
TTN+UNO.ADTR.80.20.010	F02.05.011

UNO END CAP 80.20.090

- Material : Aluminum
- Finish : Silver
- Packing : Per Piece



ITEM NO.	CODE
TTN+.UNO.ECAP.80.20.090	F02.05.012

UNO HANGING ROD HOLDER 80.40.030

- Material : Aluminum
- Finish : Silver
- Packing : Per Piece



ITEM NO.	CODE	DESCRIPTION
TTN+.UNO.RHOLDER. 80.40.030L	F02.05.013	Left
TTN+.UNO.RHOLDER. 80.40.030R	F02.05.014	Right

S800 GLUE-ON HANDLE 10.01.893

- Finish : Silver
- Packing : Per Piece



ITEM NO.	CODE
TTN+.S800.HANDLE.10.01.893.SL	F02.06.034

TITAN+ NAMEPLATE HOLE COVER 10.07.051

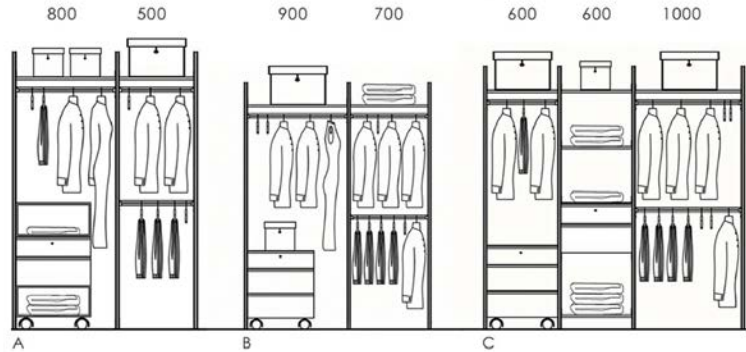
- Material : Plastic
- Finish : Black, Silver
- Packing : Per Piece



ITEM NO.	CODE
TTN+.NAMECAP.10.07.051.BK	F02.06.032
TTN+.NAMECAP.10.07.051.SL	F02.06.033

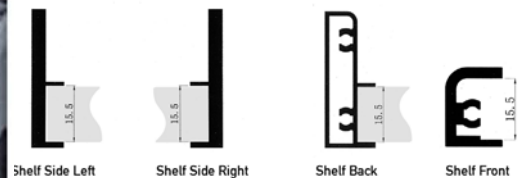


SOME EXAMPLES OF CONFIGURATION



ITEM NO.	CODE	DESCRIPTION
1	TTN.9015C	F02.04.017 Rubber Base
2	TTN.9015B	F02.04.016 Top Bracket, Zinc Alloy
3	TTN.9015E	F02.04.019 Threaded Rod. Ø8 X 63Mm
4	TTN.9015D	F02.04.018 Cap - In Top Connector
5	TTN.9010.3M	F02.04.013 Main Post, 3 Meters
6	TTN.9010A	F02.04.014 Main Post Sleeve, 150mm
7	TTN.9015A	F02.04.015 Base Bracket, Zinc Alloy
8	TTN.9017	F02.04.021 L-Shape Connector
9	TTN.9016	F02.04.020 Adjustable, Connector
A	TTN.9030	F02.04.031 Allen Screw, M5
B	TTN.9031	F02.04.032 Counter Sunk Head Screw, M5
C	TTN.9032	F02.04.033 Counter Sunk Screw, M4

- Material : Aluminum
- Board Thickness : 15mm
- Packing : Per Length




ITEM NO.	CODE	LENGTH	DESCRIPTION
TTN.9020L.15.335MM	F02.04.025	335mm	Shelf Side Left
TTN.9020L.15.435MM	F02.04.026	435mm	Shelf Side Left
TTN.9020L.15.535MM	F02.04.027	535mm	Shelf Side Left
TTN.9020R.15.335MM	F02.04.028	335mm	Shelf Side Right
TTN.9020R.15.435MM	F02.04.029	435mm	Shelf Side Right
TTN.9020R.15.535MM	F02.04.030	535mm	Shelf Side Right
TTN.9020B15.3M	F02.04.022	3000mm	Shelf Back
TTN.9020F15.3M	F02.04.024	3000mm	Shelf Front

NEW ITEMS

CANTILEVER CABINET BRACKET FOR MIDDLE CABINET


- Material : Steel
- Finish : Black
- Packing : Per Piece



ITEM NO.	CODE	LENGTH	THICKNESS
TTN.CW3500B.M.BLK	F21.01.001	510mm	3mm

CANTILEVER CABINET BRACKET FOR LEFT/RIGHT CABINET

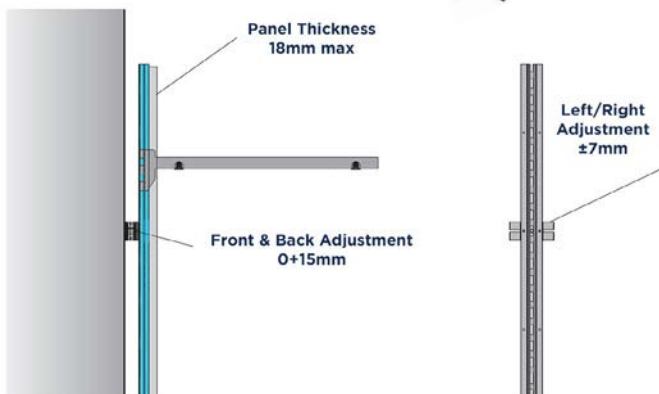
- Material : Steel
- Finish : Black
- Packing : Per Piece



ITEM NO.	CODE	LENGTH	THICKNESS
TTN.CW3500B.L/R.BLK	F21.01.002	528mm	3mm

CONCEALED WALL VERTICAL POST 3M

- Material : Aluminum
- Packing : Per Length



ITEM NO.	CODE	LENGTH
TTN.CW3000.3M.AL	F21.01.007	3000mm

CANTILEVER SHELF BRACKET

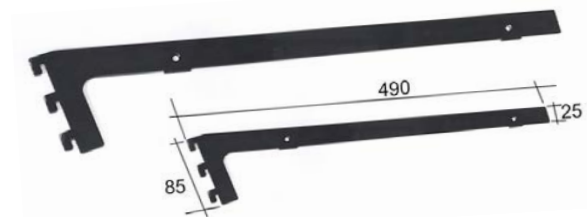
- Material : Steel
- Finish : Black
- Thickness : 3mm
- Packing : Per Piece



ITEM NO.	CODE	LENGTH	WOOD THICKNESS
TTN.CW3500.25.BLK	F21.01.004	528mm	25mm
TTN.CW3500.36.BLK	F21.01.005	528mm	36mm

CANTILEVER SHOE SHELF BRACKET

- Material : Steel
- Finish : Black
- Thickness : 3mm
- Packing : Per Piece



ITEM NO.	CODE	LENGTH	WOOD THICKNESS
TTN.CW3450S.25.BLK	F21.01.006	490mm	25mm

FIXING BRACKET FOR VERTICAL POST

- Material : Steel
- Packing : Per Piece



ITEM NO.	CODE
TTN.CW3002	F21.01.003

WOOD PANEL FIXING BRACKET

- Material : Aluminum
- Packing : Per Set

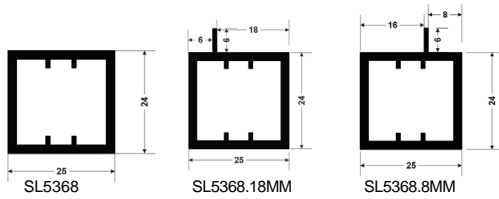


ITEM NO.	CODE
TTN.CW3001.AL	F21.01.008



ALUMINUM SHELF

- Material : Aluminum
- Size : Customized for Special Order
1800 (H) x 320 (W) x 280mm (D)
1800 (H) x 380 (W) x 300mm (D)
- Packing : Per Length



ITEM NO.	CODE	DESCRIPTION
TTN.SL5368.3M.BLK	F06.02.025	3000mm Length
TTN.SL5368.18MM.3M.BLK	F06.02.026	3000mm Length
TTN.SL5368.8MM.3M.BLK	F06.02.027	3000mm Length
S32.SL5368CB	F04.01.046	Connecting Bracket

STAINLESS DOOR LEVER HANDLE

- Material : SUS304 Stainless Steel, Solid
- Finish : Stainless Steel
- Packing : Per Piece



SUS 304

ITEM NO.	CODE
BSR.LH017.SS	A05.03.005

STAINLESS DOOR LEVER HANDLE

- Material : SUS304 Stainless Steel, Hollow
- Finish : PVD/Black, SS
- Packing : Per Piece



SUS 304

ITEM NO.	CODE	FINISH
BSR.LH017H.BLK	A05.03.007	PVD Black
BSR.LH017H.SS	A05.03.006	Stainless Steel

STAINLESS DOOR LEVER HANDLE

- Material : SUS304 Stainless Steel, Hollow
- Finish : PVD/Black, SS
- Packing : Per Piece



SUS 304

ITEM NO.	CODE	FINISH
BSR.LH005H.BLK	A05.03.002	PVD Black
BSR.LH005H.SS	A05.03.003	Stainless Steel

STAINLESS DOOR LEVER HANDLE

- Material : SUS304 Stainless Steel, Hollow
- Finish : Stainless Steel
- Packing : Per Piece



SUS 304

ITEM NO.	CODE
BSR.LH006.SS	A05.03.004

STAINLESS DOOR LEVER HANDLE

- Material : SUS304 Stainless Steel, Hollow
- Finish : Stainless Steel
- Packing : Per Piece



SUS 304

ITEM NO.	CODE
BSR.LH023T.SS	A05.03.008

STAINLESS LEVER HANDLE

- Material : SUS304 Stainless Steel, Solid
- Finish : Stainless Steel
- Packing : Per Piece

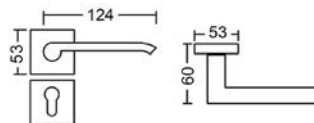


SUS 304

ITEM NO.	CODE
BSR.LH001.SS	A05.03.001

STAINLESS DOOR LEVER HANDLE

- Material : SUS304 Stainless Steel, Solid
- Finish : Satin Stainless Steel
- Others : with 8mm Square on Rose & Escutcheon
- Packing : Per Set



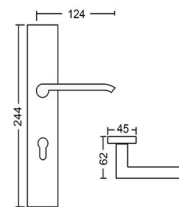
SUS 304

Note: Use ML01 Mortise

ITEM NO.	CODE
BSR.LH035-S.SS	A05.03.009

STAINLESS DOOR LEVER HANDLE

- Material : SUS304 Stainless Steel, Solid
- Finish : Satin Stainless Steel
- Others : with 245 x 45mm Rectangular Panel Plate
- Packing : Per Set



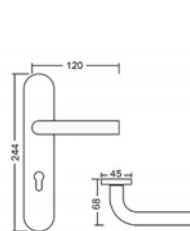
SUS 304

Note: Use ML02 Mortise

ITEM NO.	CODE
BSR.LH040-S.SS	A05.03.010

STAINLESS DOOR LEVER HANDLE

- Material : SUS304 Stainless Steel, Hollow
- Finish : Satin Stainless Steel
- Others : with 245 x 45mm Oval Panel Plate
- Packing : Per Set



SUS 304

LH042

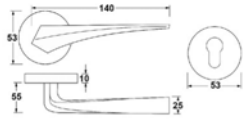
LH044

Note: Use ML02 Mortise

ITEM NO.	CODE
BSR.LH042-T.SS	A05.03.011
BSR.LH044-T.SS	A05.03.012

LEVER HANDLE

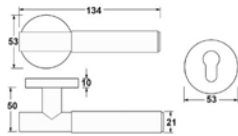
- Material : Zinc Alloy
- Finish : Stainless Steel
- Packing : Per Set



ITEM NO.	CODE	FINISH
BSR.LZ130.MSN	A05.09.001	Matte Satin Nickel
BSR.LZ130.MBLK	A05.09.002	Matte Black

LEVER HANDLE

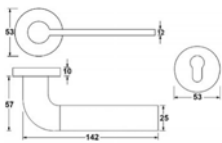
- Material : Zinc Alloy
- Finish : Stainless Steel
- Packing : Per Set



ITEM NO.	CODE	FINISH
BSR.LZ178.MGP	A05.09.003	Matte Graphite
BSR.LZ178.MBLK	A05.09.004	Matte Black
BSR.LZ178.MRG	A05.09.005	Matte Rose Gold

LEVER HANDLE

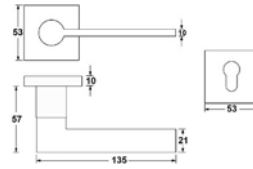
- Material : Zinc Alloy, Leather
- Finish : Stainless Steel
- Packing : Per Set



ITEM NO.	CODE	FINISH
BSR.LZ163.MSN/BL	A05.09.008	Matte Satin Nickel/Beige
BSR.LZ163.MGP/BLKL	A05.09.009	Matte Graphite/Black
BSR.LZ163.MRG/BL	A05.09.010	Matte Rose Gold/Beige

LEVER HANDLE

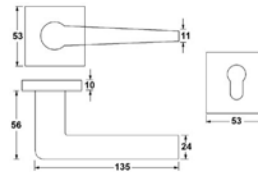
- Material : Zinc Alloy
- Finish : Stainless Steel
- Packing : Per Set



ITEM NO.	CODE	FINISH
BSR.LZ193.MGP	A05.09.014	Matte Graphite
BSR.LZ193.MBLK	A05.09.015	Matte Black
BSR.LZ193.MRG	A05.09.016	Matte Rose Gold

LEVER HANDLE

- Material : Zinc Alloy
- Finish : Stainless Steel
- Packing : Per Set



ITEM NO.	CODE	FINISH
BSR.LZ581.MSN	A05.09.006	Matte Satin Nickel
BSR.LZ581.MBLK	A05.09.007	Matte Black

LEVER HANDLE

- Material : Zinc Alloy, Wood
- Finish : Stainless Steel
- Packing : Per Set

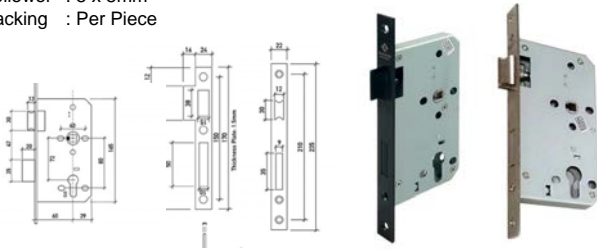


ITEM NO.	CODE	FINISH
BSR.LZ183.MSN/HCKRY	A05.09.011	Matte Satin Nickel/Hickory
BSR.LZ183.MGP/WN	A05.09.012	Matte Graphite/Walnut
BSR.LZ183.MBLK/WN	A05.09.013	Matte Black/Walnut

MORTISE LOCK WITH PLATE

SUS 304

- Material : SUS304 Stainless Steel
- Lockcase : Steel galvanized
- Backset : 60mm x 72mm
- Forend : 22 x 235 x 3mm, Square, SSS
- Follower : 8 x 8mm
- Packing : Per Piece



ITEM NO.	CODE	FINISH
BSR.ML01.SS	A05.04.003	Stainless Steel
BSR.ML01.BLK	A05.04.004	Black

ML02 PANIC FUNCTION MORTISE LOCK

SUS 304

- Material : SUS304 Stainless Steel
- Finish : Satin Stainless Steel
- Others : with SUS304 Stainless Steel Plate
- Backset : 60 x 72mm backset
- Packing : Per Piece



ITEM NO.	CODE
BSR.ML02.SS	A05.04.005

SLIDING DOOR MORTISE LOCK WITH SS PLATE

SUS 304

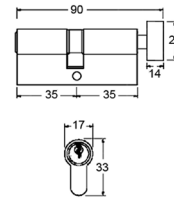
- Material : SUS304 Stainless Steel
- Lockcase : Steel galvanized
- Backset : 45mm
- Forend : 22 x 140 x 2.5mm, Square, SSS
- Packing : Per Piece



ITEM NO.	CODE
BSR.ML03.SS	A05.04.006

SINGLE CYLINDER

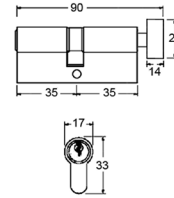
- Function : Entrance
- Cylinder Length : 70mm, 62mm, 50mm
- Packing : Per Piece



ITEM NO.	CODE	FINISH
BSR.CS70E.BLK	A05.04.013	PVD/Black
BSR.CS70E.SN	A05.04.012	Satin Nickel
BSR.CS50E.SN	A05.04.010	Satin Nickel
BSR.CS62E.SN	A05.04.017	Satin Nickel

SINGLE CYLINDER

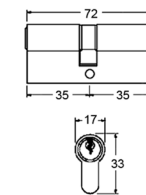
- Function : Privacy
- Cylinder Length : 70mm
- Packing : Per Piece



ITEM NO.	CODE	FINISH
BSR.CS70P.BLK	A05.04.015	PVD/Black
BSR.CS70P.SN	A05.04.014	Satin Nickel

DOUBLE CYLINDER

- Function : Entrance
- Cylinder Length : 70mm
- Packing : Per Piece



ITEM NO.	CODE	FINISH
BSR.CD70.BLK	A05.04.009	PVD/Black
BSR.CD70.SN	A05.04.008	Satin Nickel

ROSE PLATE

- Packing : Per Piece



SUS 304

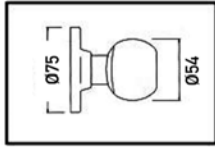
ITEM NO.	CODE
BSR.RP008.SS	A05.04.007

CYLINDRICAL KNOB HEAVY DUTY



Special Design for Standard Duty. Meets with ANSI A156.2 Grade 2. Exceeds 400,000 cycles

- Finish : Stainless Steel
- Door Prep : Cross bore 2-1/8" (54mm), Edge bore 1" (25mm), Latch Face 1"x2-1/4" (25x57mm)
- Door Thick : 1-3/8" (35mm) to 1-3/4" (45mm) thickness doors as Standard
1-3/8" (35mm) to 2" (50mm) thickness doors by changeable Rosette.
- Backset : 2-3/4" (70mm) standard, 2-3/8" (60mm) optional
- Latch : 1/2" throw dead latch and spring latch
- Cylinder : 6-pin removable core, Schlage C Keyway or Kwikset or YALE or C4 keyway and other optional
- Faceplate : Square corner 1"x2-1/4" (25x57mm) standard
- Strike : T-Shape 1-3/4"x2-3/4" (44x70mm) square standard corner
- Packing : Per Piece



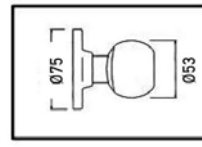
ITEM NO.	CODE	FUNCTION
S32.SBK4007.US32D	A05.02.003	Entrance
S32.SBK4002.US32D	A05.02.002	Privacy

CYLINDRICAL KNOB



Special Design for Standard Duty. Meets with ANSI A156.2 Grade 3. Exceeds 200,000 cycles

- Material : Stainless Steel SUS304
- Finish : Stainless Steel
- Door Prep : Cross Bore 2-1/8" (54mm), Edge Bore 1" (23mm)
Latch Face 1"x2-1/4" (26x58mm)
- Door Thick : 1-3/8" (35mm) to 1-3/4" (45mm) thickness doors as Standard
- Backset : 1-3/8" (35mm) to 1-3/4" (45mm) thickness doors as Standard
- Latch : 6-pin removable core
- Cylinder : T-shape 38x68mm square standard corner
- Strike : Dimple key
- Packing : Per Piece / Blister Pack



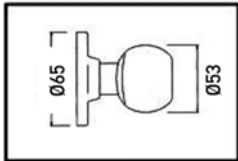
ITEM NO.	CODE	FUNCTION
BSR.K5870E.SS	A05.01.015	Entrance
BSR.K5870P.SS	A05.01.016	Privacy

CYLINDRICAL KNOBSET



Special Design for Standard Duty. Meets with ANSI A156.2 Grade 3. Exceeds 200,000 cycles. Replace most existing locks (Knob Type)

- Material : Brass (core), Zinc Alloy (housing)
- Door Prep : Cross bore (54mm), Edge Bore 1" (23mm)
Latch Face 1"x2-1/4" (26x58mm)
- Door Thick : 1-3/8" (35mm) to 1-3/4" (45mm) thickness doors as Standard
- Backset : 2-3/8" (60mm) standard, 2-3/4" (70mm) optional
- Latch : 1/2" throw dead latch and spring latch
- Packing : Per Piece / Blister Pack



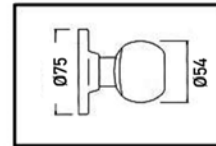
ITEM NO.	CODE	FUNCTION	FINISH
BSR.K5871E.SS	A05.01.009	Entrance	Stainless Steel
BSR.K5871E.AB	A05.01.018	Entrance	Antique Brass
BSR.K5871P.AB	A05.01.019	Privacy	Antique Brass
BSR.K5871P.SS	A05.01.010	Privacy	Stainless Steel

CYLINDRICAL KNOB



Special Design for Standard Duty. Meets with ANSI A156.2 Grade 3. Exceeds 200,000 cycles.

- Material : Stainless Steel SUS202
- Finish : Stainless Steel
- Door Prep : Cross Bore 2-1/8" (54mm), Edge Bore 1" (25mm)
Latch Face 1"x2-1/4" (25x57mm)
- Door Thick : 1-3/8" (35mm) to 1-3/4" (45mm) thickness doors as Standard.
- Backset : 2-3/8" (60mm) standard, 2-3/4" (70mm) optional.
- Latch : 1/2" throw dead latch and spring latch.
- Cylinder : 6-pin removable core, Schlage C Keyway or Kwikset or YALE or C4 keyway and other optional.
- Strike : T-shape 38x68mm square standard.
- Key Type : Household Key
- Packing : Per Piece / Blister Pack



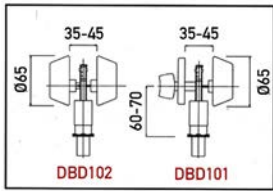
ITEM NO.	CODE	FUNCTION
MBL.K5871E.SS	A05.01.007	Entrance

DEADBOLT



Special Design for Maximum Duty. Meets with ANSI A156.2 Grade 3.

- Material : Stainless Steel SUS304
- Finish : Stainless Steel
- Door Prep : Cross bore 2-1/8" (54mm), Latch Face 1" x 2-1/4"
- Door Thick : Fits doors 1-3/8" (35mm) to 1 3/4 (45mm)"
- Backset : Adjustable 2-3/8" (60mm) or 2-3/4" (70mm) optional
- Bolt : 1" throw, Nickel plated
- Cylinder : 5-pin or 6-pin removable core, Schlage C Keyway or Kwikset and other optional.
- Strike : 26x57mm full lip square corner standard.
- Key Type : Dimple Key
- Cycle Test : 200,000 cycles
- Packing : Per Piece / Blister Pack



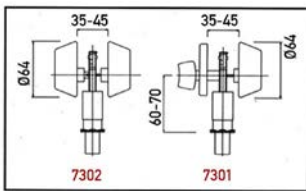
ITEM NO.	CODE	CYLINDER
BSR.DBS101.SS	A05.01.001	Single Cylinder Deadbolt operated by key outside or turn button inside.
BSR.DBD102.SS	A05.01.003	Double Cylinder Deadbolt operated by key outside or inside.

STANDARD DUTY DEADBOLT



Special Design for Standard Duty. Meets with ANSI A156.2 Grade 3.

- Door Prep : Cross bore 2-1/8" (54mm), Edge Bore 1" (25mm), Latch Face 1"x2-1/4" (25x57mm)
- Door Thick : Fits doors 1-3/8" (35mm) to 1-3/4" (45mm) thick.
- Backset : Adjustable 2-3/8" (60mm) or 2-3/4" (70mm)
- Latch : Full 1"(25mm) throw deadbolt with hardened bolt.
- Cylinder : 5-pin or 6-pin removable core, Schlage C Keyway or Kwikset or YALE or C4 keyway and other optional.
- Strike : Square 1"x2-1/4" (25x57mm) as standard, radius corner as optional. Square 1"x2-3/4" (25x70mm) also available, Radius corner extended strike 1-3/4"x3" (44x76mm)
- Packing : Per Piece / Blister Pack



ITEM NO.	CODE	CYLINDER	FINISH
S32.DBS7301.US32D	A05.01.006	Single Cylinder	Stainless Steel
S32.DBS7301.US3	A05.01.005	Single Cylinder	Polished Brass

SINGLE CYLINDER DEADBOLT

- Material : Zinc Alloy
- Door Prep : Cross Bore 2-1/8" (54mm), Latch Face 1" x 2-1/4"
- Door Thick : Fits doors 1-3/8" (35mm) to 1 3/4 (45mm)
- Backset : Adjustable 2-3/8" (60mm) or 2-3/4" (70mm)
- Bolt : 1" throw, Nickel Plated
- Cylinder : 5-pin removable core
- Rose Plate : Ø70mm
- Packing : Per Piece / Blister Pack



ITEM NO.	CODE	FINISH
BSR.DBS113.BLK	A05.01.025	Black
BSR.DBS113.SN	A05.01.026	Satin Nickel

SINGLE CYLINDER DEADBOLT

- Material : Zinc Alloy
- Door Prep : Cross Bore 2-1/8" (54mm), Latch Face 1" x 2-1/4"
- Door Thick : Fits doors 1-3/8" (35mm) to 1 3/4 (45mm)
- Backset : Adjustable 2-3/8" (60mm) or 2-3/4" (70mm)
- Bolt : 1" throw, Nickel Plated
- Cylinder : 5-pin removable core
- Rose Plate : Ø70mm x Ø70mm
- Packing : Per Piece / Blister Pack



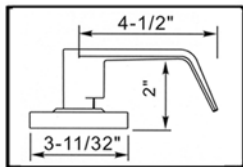
ITEM NO.	CODE	FINISH
BSR.DBS112.BLK	A05.01.027	Black
BSR.DBS112.SN	A05.01.028	Satin Nickel

CYLINDRICAL LEVERSET

Special Design for Standard Duty. Meets with ANSI A156.2 Grade 2



- Finish : Satin Chrome
- Door Prep : Cross bore 2-1/8" (54mm), Edge Bore 1", Latch Face 1-1/8" x 2-1/4"
- Door Thick : Fits doors 1-3/8" (35mm) to 2"
- Backset : 2-3/4" (70mm) standard, 2-3/8" (60mm) optional
- Bolt : 1/2" throw, Stainless Steel
- Cylinder : 5-pin or 6-pin removable core. Schlage C Keyway or Kwikset and other optional
- Face Plate : 1-1/8" x 2-1/4" square corner standard. Round corner & other options available
- Strike : 2-1/4" full lip square corner standard. Round corner & optional "T" available
- Packing : Per Piece



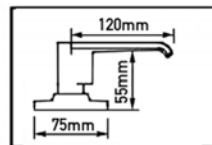
ITEM NO.	CODE	FUNCTION
SLG.L4572.SC	A05.02.007	Privacy

CYLINDRICAL LEVERSET

Special Design for Standard Duty. Meets with ANSI A156.2 Grade 2



- Finish : Satin Chrome
- Door Prep : Cross bore 2-1/8" (54mm), Edge bore 1" Latch Face 1-1/8" x 2-1/4"
- Door Thick : Fits doors 1-3/8" (35mm) to 2"
- Backset : 2-3/8" (60mm)
- Bolt : 1/2" throw, Stainless Steel
- Cylinder : 5-pin or 6-pin removable core, Schlage C Keyway or Kwikset and other optional
- Face Plate : 1" x 2-1/4" square corner standard, Round corner & other options available
- Strike : 2-1/4" full lip square corner standard. Round corner & optional "T" available.
- Packing : Per Piece



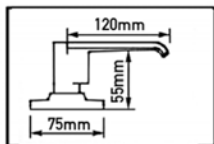
ITEM NO.	CODE	FUNCTION
S32.L4411.SC	A05.02.011	Entrance
S32.L4412.SC	A05.02.010	Privacy
S32.L4414.SC	A05.02.009	Storage
S32.L4411.SN	A05.02.042	Entrance

CYLINDRICAL LEVERSET

Special Design for Standard Duty. Meets with ANSI A156.2 Grade 2



- Finish : Satin Chrome, Antique Brass
- Door Prep : Cross bore 2-1/8" (54mm), Latch Face 1-1/8" x 2-1/4"
- Door Thick : Fit doors 1-3/8" (35mm) to 2"
- Backset : 2-3/4" (70mm) standard, 2-3/8" (60mm) optional
- Cylinder : 5-pin or 6-pin removable core, Schlage C Keyway or Kwikset and other optional
- Face Plate : 1-1/8" x 2-1/4" square corner standard. Round corner & other options available
- Strike : 2-1/4" full lip square corner standard. Round corner & optional "T" available.
- Packing : Per Piece



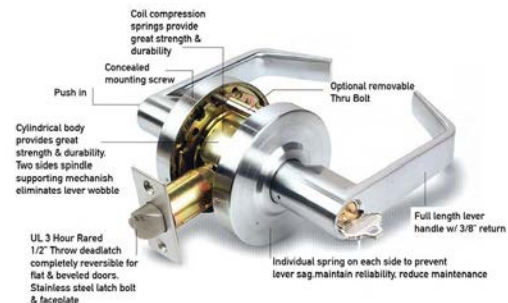
ITEM NO.	CODE	FUNCTION
SLG.L4461.SC	A05.02.005	Entrance
SLG.L4462.SC	605.30.621	Privacy
SLG.L4463.AB	605.30.629	Passage

CYLINDRICAL LEVERSET

Special Design for Standard Duty. Meets with ANSI A156.2 Grade 2



- Finish : Satin Nickel
- Door Prep : Cross bore 2-1/8" (54mm), Latch Face 1-1/8" x 2-1/4"
- Door Thick : Fits doors 1-3/8" (35mm) to 2"
- Backset : 2-3/4" (70mm) standard, 2-3/8" (60mm) optional
- Bolt : 1/2" throw, Stainless Steel
- Cylinder : 5-pin or 6-pin removable core. Schlage C Keyway or Kwikset and other optional
- Face Plate : 1-1/8" x 2-1/4" square corner standard. Round corner & other options available
- Strike : 2-1/4" full lip square corner standard. Round corner & optional "T" available
- Packing : Per Piece



ITEM NO.	CODE	FUNCTION
BSR.L4471.SN	A05.02.039	Entrance
BSR.L4473.SN	A05.02.040	Dummy
BSR.L4474.SN	A05.02.041	Storage

CYLINDRICAL LEVERSET



Special Design for Standard Duty. Meets with ANSI A156.2 Grade 2

- Finish : Satin Chrome
- Door Prep : Cross bore 2-1/8" (54mm), Edge Bore 1", Latch Face 1-1/8" x 2-1/4"
- Door Thick : Fits doors 1-3/8" (35mm) to 2"
- Backset : 2-3/4" (70mm) standard, 2-3/8" (60mm) optional
- Bolt : 1/2" throw, Stainless Steel
- Cylinder : 5-pin or 6-pin removable core. Schlage C Keyway or Kwikset and other optional
- Face Plate : 1-1/8" x 2-1/4" square corner standard. Round corner & other options available
- Strike : 2-1/4" full lip square corner standard. Round corner & optional "T" available
- Packing : Per Piece



ITEM NO.	CODE	FUNCTION
S32.L4491.SC	A05.02.012	Entrance

TUBULAR LEVERSET

Special Design for Standard Duty. Meets with ANSI A156.2 Grade 3.
Exceeds 200,00 cycles
Replaces most existing locks (Lever Type)

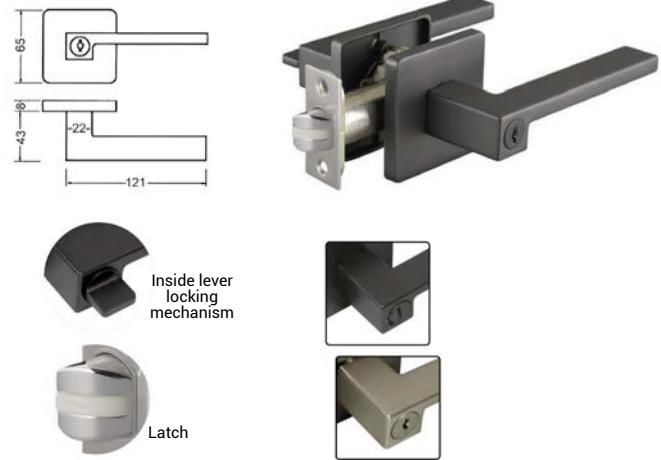
- Material : Brass (core), Zinc Alloy (housing)
Cross bore 2-1/8" (54mm), Edge Bore 1" (25mm),
- Door Prep : Latch Face 1"x2-1/4" (25x58mm)
- Door Thick : 1-3/8" (35mm) to 1-3/4" (45mm) thickness doors as Standard
- Backset : 2-3/8" (60mm) standard, 2-3/4" (70mm) optional
- Latch : 1/2" throw dead latch and spring latch
- Packing : Per Piece/Blister pack



ITEM NO.	CODE	FUNCTION	FINISH
BSR.L6841E.SN	A05.01.012	Entrance	Satin Nickel
BSR.L6841P.SN	A05.01.013	Privacy	Satin Nickel
BSR.L6841E.AB	A05.01.014	Entrance	Antique Brass
BSR.L6841P.AB	A05.01.017	Privacy	Antique Brass

TUBULAR LEVER SET

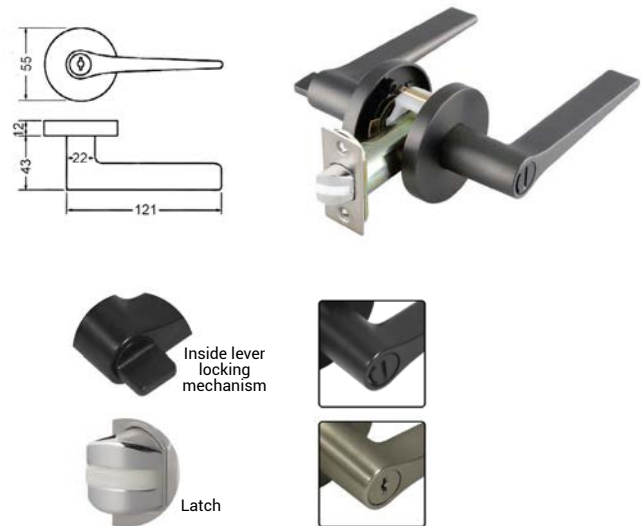
- Material : Zinc Alloy
- Description : 60mm Backset
- Door Thickness : 30-50mm
- Packing : Per Piece



ITEM NO.	CODE	FUNCTION	FINISH
BSR.L579R.E.SN	A05.02.027	Entrance, Right Side Opening	Satin Nickel
BSR.L579L.E.SN	A05.02.031	Entrance, Left Side Opening	Satin Nickel
BSR.L579R.E.BLK	A05.02.029	Entrance, Right Side Opening	Black
BSR.L579L.E.BLK	A05.02.033	Entrance, Left Side Opening	Black
BSR.L579R.P.SN	A05.02.028	Privacy, Right Side Opening	Satin Nickel
BSR.L579L.P.SN	A05.02.032	Privacy, Left Side Opening	Satin Nickel
BSR.L579R.P.BLK	A05.02.030	Privacy, Right Side Opening	Black
BSR.L579L.P.BLK	A05.02.038	Privacy, Left Side Opening	Black

TUBULAR LEVER SET

- Material : Zinc Alloy
- Description : 60mm Backset
- Door Thickness : 30-50mm
- Packing : Per Piece

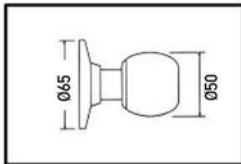
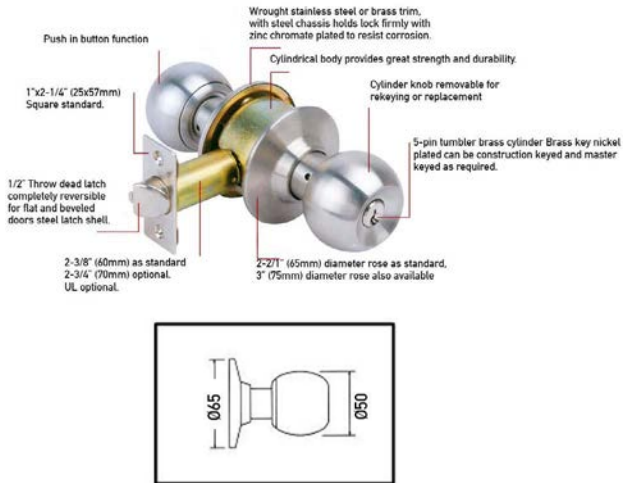


ITEM NO.	CODE	FUNCTION	FINISH
BSR.L510E.BLK	A05.02.036	Entrance, Left or Right	Black
BSR.L510E.SN	A05.02.034	Entrance, Left or Right	Satin Nickel
BSR.L510P.BLK	A05.02.037	Privacy, Left or Right	Black
BSR.L510P.SN	A05.02.035	Privacy, Left or Right	Satin Nickel

CYLINDRICAL KNOB

Special Design for Standard Duty. Meets with ANSI A156.2 Grade 3. Exceeds 200,000 cycles

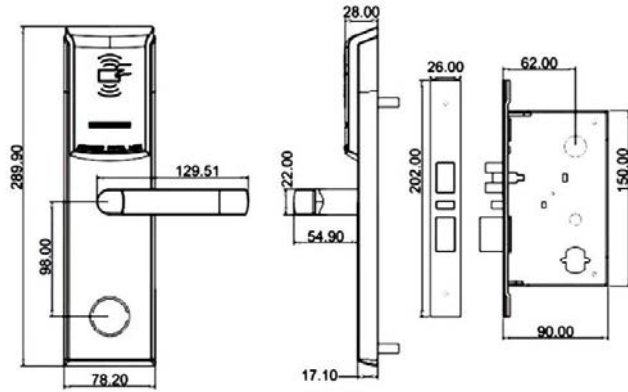
- Door Prep : Cross bore 2-1/8" (54mm), Edge bore 1" (25mm)
Latch Face 1" x 2-1/4" (25 x 57mm)
- Door Thick : Fit doors 1-3/8" (35mm) to 2" (50mm) thick
- Backset : 2-3/4" (70mm) standard, 2-3/8" (60mm) optional
- Latch : 1/2" throw dead latch and pring latch
- Cylinder : 5-pin or 6-pin removable core, Schalgge C Keyway or Kwikset or YALE or C4 keyway and other optional
- Faceplate : Changeable square corner 1" x 2-1/4" (25 x 57mm) standard, radius corner also available
- Strike : T-Shape 1-1/2" x 2-3/4" (38 x 70mm) square standard radius corner also available
- Packing : Per Set



ITEM NO.	CODE	FUNCTION	FINISH
S32.SBK3002.US32D	A05.01.020	Privacy	Stainless Steel

- Door Prep : Cross bore 2-1/8" (54mm), Edge bore 1", Latch Face 1-1/8" x 2-1/4"
- Door Thick : Fits doors 1-3/8" (35mm) to 2"
- Backset : 2-3/4" (70mm) standard, 2-3/8" (60mm) optional
- Bolt : 1/2" throw, Stainless Steel
- Cylinder : 5-pin or 6-pin removable core, Schlage C Keyway or Kwikset and other optional.
- Faceplate : 1-1/8" x 2-1/4" square corner standard. Round corner & other options available.
- Strike : 2-1/4" full lip square corner standard. Round corner & optional "T" available.

- Operating Voltage : 6V DC, 4AA Alkaline Batteries
- Static Power Consumption : less than 12 mA
- Dynamic Power Consumption : 180mA
- Battery Life : Around 12 months
- Low Voltage Indication : When CPU working voltage is lower than 4.8V, the red light will show when key card used to unlock, from that time it can operate 200 times.
- Emergency Unlocking : Not restricted by any control, even is double, still can open the door.
- Unlock Record : Lock record 420 the latest open records.
- Mechanical Key Unlock : A traditional stand-alone mechanical emergency unlocking key to ensure that door can still open normally under emergency.
- Installation Requirements : For door between 30mm-70mm thick.



RADIO FREQUENCY ID LOCKSET

- Finish : Satin Chrome
- Packing : Per Set



Note: Not Advisable for Residential Use.

ITEM NO.	CODE	INSTALLATION
BSR.ML813-RFID.LEFT	A05.05.001	Left Side
BSR.ML813-RFID.	A05.05.003	Right Side

RADIO FREQUENCY ID LOCKSET

- Finish : Satin Chrome
- Packing : Per Set



Note: Not Advisable for Residential Use.

ITEM NO.	CODE	INSTALLATION
BSR.ML811-RFID.LEFT	A05.05.005	Left Side
BSR.ML811-RFID.	A05.05.007	Right Side

POWER SWITCH

- Size : 86mm x 86mm
- Color : White
- Reminder Light : Blue
- Voltage : 180V-250V
- Current : 30A-40A
- Packing : Per Set



ITEM NO.	CODE
BSR.PS136D.M1	A05.05.010

ELEVATOR CONTROL

- Color : White
- Packing : Per Piece



ITEM NO.	CODE
BSR.EC11.M1	A05.05.011

CARD ISSUING MACHINE

- Color : White
- Packing : Per Piece



ITEM NO.	CODE
BSR.CIM11.M1	A05.05.012

LEVEL CONTROL BOARD, 8P

- Packing : Per Piece



ITEM NO.	CODE
BSR.EC11CB.8P	A05.05.013

ELEVATOR CONTROL

- Finish : White
- Packing : Per Piece



ITEM NO.	CODE
BSR.EC11.MJ	A05.05.014

DATA CARD & SMART CARD

- Finish : White
- Packing : Per Piece



ITEM NO.	CODE	INSTALLATION
BSR.DC11.M1	A05.05.008	Data Card
BSR.SC11.M1	A05.05.009	Smart Card

MAGNETIC DOOR STOPPER

- Material : SUS304 Stainless Steel
- Finish : Stainless Steel
- Packing : Per Piece

SUS 304



ITEM NO.	CODE	DIMENSION
BSR.D96637.SS	A05.07.035	Ø48 x 85mm

MAGNETIC DOOR STOPPER

- Material : SUS304 Stainless Steel
- Finish : Stainless Steel
- Packing : Per Piece

SUS 304



ITEM NO.	CODE	DIMENSION
BSR.DS1298.SS	A05.07.132	Ø60 x 58 x 28mm
S32.DS1297.SN	A05.07.131	Ø60 x 58 x 28mm

MAGNETIC DOOR STOPPER

- Material : Satin Nickel
- Description : Magnetic Low Base Stopper
- Packing : Per Piece

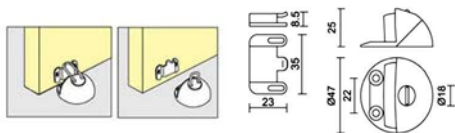


ITEM NO.	CODE
S32.D848.SN	A05.07.110

MAGNETIC DOOR STOPPER

- Material : SUS304 Stainless Steel
- Finish : Stainless Steel
- Packing : Per Piece

SUS 304



ITEM NO.	CODE
S32.DS2340H.SS	600.75.003

MAGNETIC DOOR STOPPER

- Material : Zinc Alloy with Rubber
- Finish : Stainless Steel
- Option : Rubber Base
- Packing : Per Piece




ITEM NO.	CODE	DIMENSION
BSR.D849.SN	A05.07.085	Ø47 x 27mm (36mm)

MAGNETIC FANTOM DOOR STOPPER

- Material : Plastic, Stainless Steel
- Finish : Clear
- Packing : Per Piece

How it works



ITEM NO.	CODE
BSR.DS101.CLR	A05.07.141

MAGNETIC DOOR STOPPER

- Material : Stainless Steel
- Application : Side Panel Mount
- Packing : Per Piece



ITEM NO.	CODE	DIMENSION
BSR.D5630.SS	A05.07.079	Ø51 x 90mm

DOOR CATCHER STOPPER

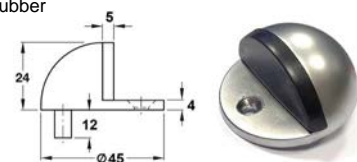
- Material : Zinc Alloy
- Finish : Satin Nickel, Black, Chrome Plated
- Packing : Per Piece



ITEM NO.	CODE	FINISH
BSR.DS102.SN	A05.07.142	Satin Nickel
BSR.DS102.CP	A05.07.143	Chrome Plated
BSR.DS102.BLK	A05.07.144	Black

DOOR STOPPER DOME TYPE

- Material : Zinc Alloy with Rubber
- Finish : Satin Chrome
- Packing : Per Piece



ITEM NO.	CODE	DIMENSION
BSR.DH003.SC	A05.07.146	Ø45 x 24mm

DOOR STOPPER

- Material : Zinc Alloy
- Description : Low Base Stopper
- Packing : Per Piece



ITEM NO.	CODE	DIMENSION	FINISH
BSR.DH002.SN	A05.07.147	Ø44 x 26mm	Satin Nickel

DOOR STOPPER DOME TYPE

- Material : SUS304 Satainless Steel with Rubber
- Packing : Per Piece

**SUS
304**



ITEM NO.	CODE	DIMENSION	FINISH
BSR.DS017.SS	A05.07.083	Ø46 x 26mm	Stainless Steel
BSR.DS017.BLK	A05.07.084	Ø45 x 26mm	Black

DOOR STOPPER DOME TYPE

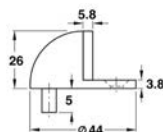
- Material : Zinc Alloy with Rubber
- Packing : Per Piece



ITEM NO.	CODE	DIMENSION	FINISH
S32.ATC39.SN	A05.07.109	Ø47 x 27mm	Satin Nickel
S32.ATC39.CH	A05.07.107	Ø47 x 27mm	Chrome
S32.ATC39.ABR	A05.07.105	Ø47 x 27mm	Antique Brass

DOOR STOPPER

- Finish : SN
- Packing : Per Piece



ITEM NO.	CODE	TYPE	FINISH
S32.ATC38.ABR	A05.07.104	Low Base Door Stopper	ABR
S32.ATC38.SN	A05.07.108	Low Base Door Stopper	SN

DOOR STOPPER DOME TYPE

- Material : Zinc Alloy with Rubber
- Packing : Per Piece



ITEM NO.	CODE	DIMENSION	FINISH
BSR.D96625.SN	A05.07.080	50 x 41 x 24mm	Satin Nickel
BSR.D96625.MBLK	A05.07.081	50 x 41 x 24mm	Matte Black

WALL MOUNTED DOOR STOPPER

- Material : SUS304 / Zinc Alloy with Rubber
- Packing : Per Piece

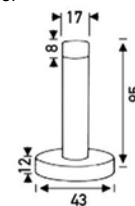
**SUS
304**



ITEM NO.	CODE	DIMENSION	FINISH
BSR.DH023.SS	600.40.508	Ø19 x 95mm x (base)	Stainless Steel
BSR.DH023.BLK	600.40.509	Ø19 x 95mm x Ø50(base)	Black

WALL MOUNTED DOOR STOPPER

- Material : Stainless Steel
- Finish : Satin Nickel
- Packing : Per Piece



ITEM NO.	CODE	DIMENSION
MBL.DS5309	A05.07.033	Ø43 x 95mm
MBL.SDS003	A05.07.054	

WALL MOUNTED DOOR STOPPER

- Material : Zinc Alloy with Rubber
- Packing : Per Piece



ITEM NO.	CODE	DIMENSION	FINISH
BSR.D96629B.SN	A05.07.030	Ø38 x 75mm	Satin Nickel
BSR.D96629B.ABR	A05.07.031	Ø38 x 75mm	Antique Brass
BSR.D96629B.BLK	A05.07.032	Ø38 x 75mm	Black
BSR.D96629.CH	A05.07.082	Ø38 x 75mm	Chrome
BSR.D96629.SN	A05.07.087	Ø38 x 75mm	Satin Nickel
BSR.D96629.BLK	A05.07.148	Ø38 x 75mm	Black

DOOR BUMPER

- Material : Stainless Steel
- Finish : Satin Nickel
- Description : Use for knob
- Packing : Per Piece



ITEM NO.	CODE	DIMENSION
BSR.DB5030	A05.07.068	22 x Ø53mm

WEDGE DOOR STOPPER

- Material : Zinc, Rubber
- Finish : Satin Nickel / Black
- Packing : Per Piece



ITEM NO.	CODE	DIMENSION
MBL.WDS120.SN/BLK	A05.07.001	39 x 120 x 29mm

STEP ON DOOR STOPPER

- Material : Stainless Steel with Rubber
- Finish : Stainless Steel
- Packing : Per Piece



ITEM NO.	CODE	DIMENSION
BSR.DS001.140.SS	A05.07.090	140 x 70 x 40mm
BSR.DS001.200.SS	A05.07.091	200 x 70 x 40mm

STEP ON DOOR STOPPER

- Material : Zinc Alloy with Rubber
- Finish : Satin Nickel
- Packing : Per Piece



ITEM NO.	CODE	DIMENSION
BSR.DS003.SN	A05.07.093	157 x 29 x 30mm

STEP N' PULL DOOR OPENER

SUS 304

- Material : SUS304 Stainless Steel
- Description : 2.5mm thickness
- Packing : Per Piece

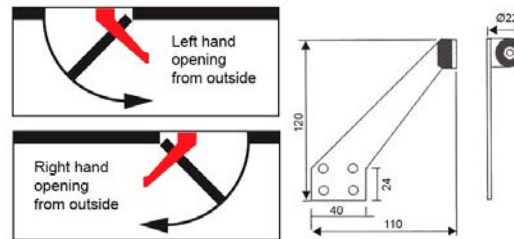


ITEM NO.	CODE	DIMENSION	FINISH
BSR.SNP28.SS	A05.07.134	110 x 75 x 30mm	Stainless Steel
BSR.SNP28.BLK	A05.07.135	110 x 75 x 30mm	Matte Black

OVERHEAD DOOR STOPPER

SUS 304

- Material : SUS304 Stainless Steel
- Description : Satin Stainless Steel
- Packing : Per Piece



ITEM NO.	CODE	DIMENSION
BSR.D099L.SSS	A05.07.136	for left overhead jamb
BSR.D099R.SSS	A05.07.137	for right overhead jamb

DOOR STOPPER

- Material : SUS304 Stainless Steel with Rubber
- Description : Satin Stainless Steel
- Packing : Per Piece



ITEM NO.	CODE	DIMENSION
BSR.DS4429.SS	A05.07.124	Ø34 x 40mm
BSR.DS4430.SS	A05.07.123	Ø45 x 40mm

SECURITY DOOR GUARD CHAIN

- Material : Stainless Steel
- Packing : Per Piece



ITEM NO.	CODE	DIMENSION	FINISH
BSR.D5410.SN	A05.07.071	130x35x9mm/83x23x9mm	Satin Nickel
BSR.D5411.BLK	A05.07.072	130x35x9mm/83x23x9mm	Black

SECURITY DOOR GUARD

- Material : Zinc Alloy
- Finish : Satin Nickel
- Packing : Per Piece



ITEM NO.	CODE	DIMENSION
BSR.D5408.SN	A05.07.073	113 x 63 x 22mm

CONCEALED SECURITY DOOR GUARD

- Material : Zinc, ABS, Stainless Steel
- Finish : Satin Nickel / Black
- Packing : Per Piece



ITEM NO.	CODE	DIMENSION
ST1.D5501C.SN/BLK	A05.07.005	51 x 44 x 30mm

SECURITY DOOR GUARD

- Material : Zinc Alloy
- Packing : Per Piece



ITEM NO.	CODE	DIMENSION	FINISH
BSR.D96628.SN	A05.07.069	108 x 63 x 20mm	Satin Nickel
BSR.D96628.ABR	A05.07.070	108 x 63 x 20mm	Antique Brush

SECURITY DOOR GUARD

- Material : Zinc Alloy
- Packing : Per Piece



ITEM NO.	CODE	FINISH
S32.D96628.CH	A05.07.115	Chrome
S32.D96628.SN	A05.07.116	Satin Nickel

SECURITY DOOR GUARD CHAIN

- Material : SUS304 Stainless Steel
- Packing : Per Piece



**SUS
304**

ITEM NO.	CODE	DIMENSION	FINISH
BSR.D5017.SS	A05.07.088	70 x 28 x 60mm	Stainless Steel
BSR.D5017.BLK	A05.07.089	70 x 28 x 60mm	MBLK Hairline

SLIDE BOLT

- Material : SUS304 Stainless Steel
- Packing : Per Piece



**SUS
304**

ITEM NO.	CODE
BSR.TL100.SS	A05.07.097

SLIDE BOLT INDICATOR

- Material : SUS304 Stainless Steel
- Packing : Per Piece



**SUS
304**

ITEM NO.	CODE
BSR.TL200.SS	A05.07.098

SLIDE BOLT

- Material : Stainless Steel
- Packing : Per Piece



ITEM NO.	CODE	DIMENSION
BSR.DB012.SS	A05.07.044	50 x 37mm
BSR.DB013.SS	A05.07.045	75 x 44mm

PUSH BARREL BOLT

- Material : SUS304 Stainless Steel
- Packing : Per Piece



**SUS
304**

ITEM NO.	CODE
BSR.TL400.SS	A05.07.101

SHUTTER BAR LATCH

- Material : SUS304 Stainless Steel
- Finish : Stainless Steel
- Packing : Per Piece



SUS 304

ITEM NO.	CODE	FINISH	DIMENSION
BSR.D063.SS	A05.07.042	Stainless Steel	100 x 25mm
BSR.D063.ABR	A05.07.149	Antique Brass	100 x 25mm

SHUTTER BAR LATCH

- Material : Brass, Stainless Steel
- Packing : Per Piece



ITEM NO.	CODE	FINISH
BSR.TL300.ABR	A05.07.099	Antique Brass
BSR.TL300.PB	A05.07.100	Polished Brass
BSR.TL300.SSS	A05.07.125	Satin Stainless Steel

STAINLESS HATCH PULL

- Material : Stainless Steel
- Finish : Satin Stainless Steel
- Packing : Per Piece



ITEM NO.	CODE	DIMENSION
S32.LP90.SSS	A05.07.121	80mm

GATE LATCH

- Material : SUS304 Stainless Steel
- Packing : Per Piece

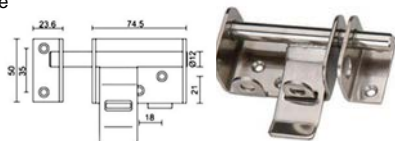


SUS 304

ITEM NO.	CODE
BSR.FBL27.SS	A05.07.096

GATE LATCH

- Material : SUS304 Stainless Steel
- Packing : Per Piece



SUS 304

ITEM NO.	CODE
S32.HDB05.SS	A05.07.060

SLIDING DOOR LATCH WITH INDICATOR

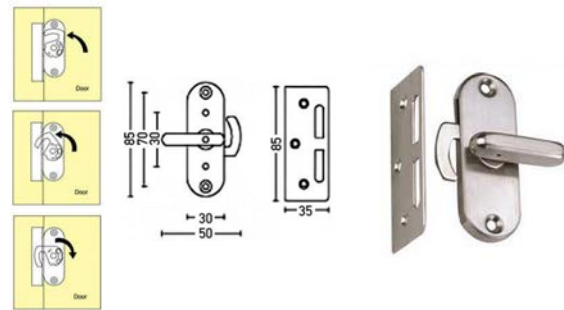
- Material : Stainless Steel
- Door Thickness : 26-38mm
- Packing : Per Piece



ITEM NO.	CODE
LAMP.HHC-85	A05.07.004

SLIDING DOOR LATCH

- Material : Stainless Steel
- Packing : Per Piece



ITEM NO.	CODE
S32.SDL09A.SS	600.75.008

HAPS LOCK

- Material : SUS304 Stainless Steel
- Finish : Polished Stainless Steel
- Packing : Per Piece

SUS 304



ITEM NO.	CODE
S32.HP28.PSS	A05.07.027

WINDOW CAM HANDLE

- Color : Matte Aluminum Silver
- Packing : Per Piece



ITEM NO.	CODE	DESCRIPTION
S32.WL134.R	A05.07.127	Right Side
S32.WL134.L	A05.07.128	Left Side

WINDOW CASEMENT STAY

- Material : Zinc Alloy
- Packing : Per Piece



ITEM NO.	CODE	FINISH
S32.WC001.SN	A05.07.130	Satin Nickel
S32.WC001.ABR	A05.07.126	Antique Brass
S32.WC001.PB	A05.07.129	Polished Brass

CHEST LOCK

- Material : SUS202 Stainless Steel
- Finish : Satin Stainless Steel
- Packing : Per Piece



SUS 202

ITEM NO.	CODE	DIMENSION
S32.CL21.SSS	A05.07.028	75 x 54 x 22mm
S32.CL31.SSS	A05.07.029	90 x 65 x 24mm

CHEST LOCK

- Material : SUS202 Stainless Steel
- Finish : Satin Stainless Steel
- Application : Double leaf door
- Packing : Per Piece

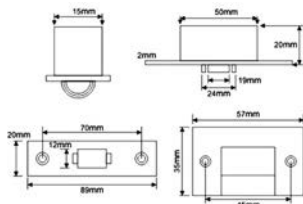


SUS 304

ITEM NO.	CODE	DIMENSION
BSR.C4305.SS	A05.07.055	330 x 91mm

DOOR ROLLER CATCH

- Material : SUS202 Stainless Steel
- Finish : Satin Stainless Steel
- Packing : Per Piece

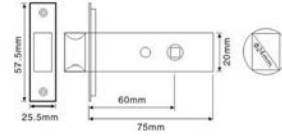


SUS 304

ITEM NO.	CODE	DIMENSION
BSR.DL200.SS	A05.07.094	88 x 20 x 25mm

LATCH LOCK

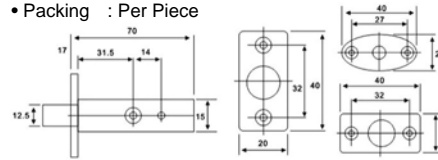
- Material : Stainless Steel, Nickel (mortise)
- Finish : Stainless Steel
- Packing : Per Piece



ITEM NO.	CODE	DIMENSION
BSR.M802.SS	A05.07.041	74 x 15 x 20mm

PIPE WELL HIDDEN DOOR LOCK

- Material : Zinc Alloy
- Finish : Satin Nickel
- Packing : Per Piece



ITEM NO.	CODE	DIMENSION
BSR.D054	A05.07.039	40 x 20 x 70mm

PIPE WELL HIDDEN DOOR LOCK

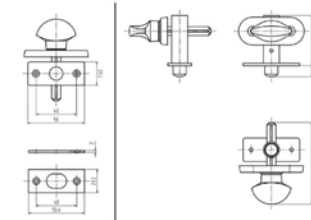
- Packing : Per Piece



ITEM NO.	CODE
BSR.D053	A05.07.040

MORTISE BOLT

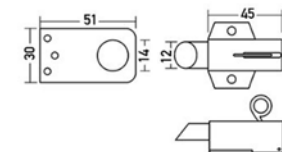
- Packing : Per Piece



ITEM NO.	CODE
BSR.MB45.SN	A05.04.018

WINDOW SURFACE BOLT

- Finish : Satin Nickel, Antique Brass
- Packing : Per Piece



ITEM NO.	CODE	FINISH
BSR.DHK02.SN	A05.07.048	Satin Nickel
BSR.DHK02.ABR	A05.07.049	Antique Brass

BRASS DOOR WINDOW SPRING HOOK

- Packing : Per Piece

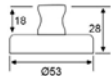
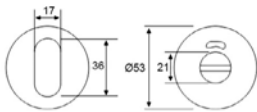


ITEM NO.	CODE	FINISH
BSR.DHK01.SN	A05.07.046	Satin Nickel
BSR.DHK01.CP	A05.07.047	Chrome Plated

ROSETTE BATHROOM INDICATOR W THUMBTURN

- Material : SUS304 Stainless Steel
- Finish : Satin Stainless Steel
- Packing : Per Piece

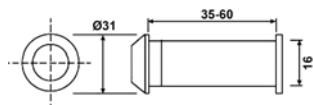
SUS 304



ITEM NO.	CODE
BSR.LX001.SSS	A05.07.138

DOOR VIEWER 180°


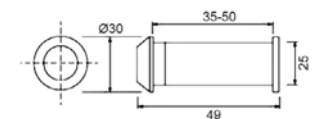
- Material : Zinc Alloy
- Finish : Satin Nickel
- Door Thickness : 35-50mm
- Packing : Per Piece



ITEM NO.	CODE	FINISH
BSR.DV180.ABR	A05.07.050	Antique Brush
BSR.DV180.SN	A05.07.051	Satin Nickel

DOOR VIEWER 200°

- Material : Brass
- Finish : Satin Nickel
- Door Thickness : 35-50mm
- Packing : Per Piece



ITEM NO.	CODE	DESCRIPTION
BSR. DV200.SN	A05.07.139	200° View Angle

FLUSH PULL RING W/ MORTISE LOCK

- Material : Stainless Steel
- Finish : Black
- Packing : Per Piece

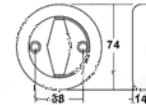


ITEM NO.	CODE
S32.M801.BLK	A05.07.120

FLUSH PULL RING HANDLE (DOUBLE)

- Material : SUS304 Stainless Steel
- Finish : Satin Stainless Steel
- Door Thickness : 40mm
- Packing : FH030 - Per Set (2pcs.)

SUS 304

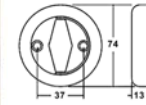


ITEM NO.	CODE	DESCRIPTION
S32.FH030.SS	A05.07.118	Double w/ Spindle, SSS

FLUSH PULL RING HANDLE (DOUBLE)

- Material : SUS304 Stainless Steel
- Finish : Satin Stainless Steel
- Door Thickness : 40mm
- Packing : FH663 - Per Piece

SUS 304



ITEM NO.	CODE	DESCRIPTION
S32.FH663A.SN	A05.07.074	Single

HATCH PULL

- Material : Stainless Steel
- Finish : Satin Stainless Steel
- Packing : Per Piece



ITEM NO.	CODE	DIMENSION
S32.FH071.SSS	A05.07.076	23 x (15+48) x 69mm

HATCH PULL

- Material : Satin Nickel
- Finish : Satin Nickel
- Packing : Per Piece



ITEM NO.	CODE	DIMENSION
ST1.FH050.SN	A05.07.066	47 x 10 x 9mm

HATCH PULL

- Packing : Per Piece



ITEM NO.	CODE	DIMENSION	MATERIAL/FINISH
S32.FH074.SL	A05.07.077	20 x (7+27) x 67mm	Aluminum/Silver
S32.FH074.SN	A05.07.075	100 x 22 x 37mm	Nickel/Satin Nickel

SURFACE DOOR BOLT

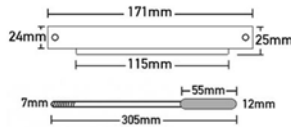
- Material : Brass
- Packing : Per Piece



ITEM NO.	CODE	LENGTH	FINISH
S32.SDB01.8ABR	A05.07.022	8"	Antique Brass
S32.SDB01.12ABR	A05.07.024	12"	Antique Brass
S32.SDB01.8SN	A05.07.021	8"	Satin Nickel
S32.SDB01.12SN	A05.07.023	12"	Satin Nickel
S32.SDB01.16ABR	600.21.163	16"	Antique Brass

FLUSH BOLT FLIP TYPE

- Material : Galvanized Stee / Stainless Steel
- Finish : Satin Stainless Steel
- Application : Door Edge, Metal Door
- Packing : Per Piece



ITEM NO.	CODE	DIMENSION
MBL.DB008A.12	A05.07.026	12"

FLUSH BOLT FLIP TYPE

- Material : Stainless Steel
- Packing : Per Piece



ITEM NO.	CODE	LENGTH/DIMENSION
S32.FB8.F8SS	A05.07.020	150 x 20 x 16mm x 8"
S32.FB12.F12SS	A05.07.015	300 x 20 x 16mm x 12"
S32.FB18.F18SS	A05.07.016	450 x 20 x 16mm x 18"

AUTOMATIC FLUSH BOLT

- Material : Stainless Steel
- Packing : Per Piece

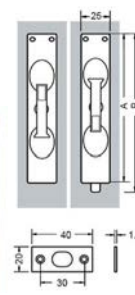


SUS 304

ITEM NO.	CODE	LENGTH	DESCRIPTION
BSR.AFB3012L.SS	A05.07.052	6"	Left
BSR.AFB3012R.SS	A05.07.053	6"	Right

FLUSH BOLT

- Material : SUS203 Stainless Steel
- Finish : Polished Brass
- Packing : Per Piece



SUS 203

ITEM NO.	CODE	DIMENSION
S32.FB6.F6-6PB	A05.07.017	148 x 163mm
S32.FB8.F8-8PB	A05.07.019	199 x 241mm

FLUSH BOLT


- Material : Stainless Steel, Polished Brass
- Packing : Per Piece



ITEM NO.	CODE	LENGTH	FINISH
S32.FB6.6PB	600.20.521	6"	Polished Brass
S32.FB4.4SS	A05.07.010	4"	Stainless Steel
S32.FB6.6SS	A05.07.014	6"	Stainless Steel
S32.FB8.8SS	A05.07.011	8"	Stainless Steel
S32.FB10.10SS	A05.07.012	10"	Stainless Steel

FLUSH BOLT SLIDE TYPE

- Material : Stainless Steel
- Finish : Satin Stainless Steel
- Application : Door Edge
- Packing : Per Piece



ITEM NO.	CODE	DIMENSION
MBL.DB8008B.12	A05.07.025	12"

DUST PROOF STRIKE

- Material : Zinc
- Finish : Satin
- Drill Size : Ø19mm
- Packing : Per Piece



ITEM NO.	CODE	DIMENSION
BSR.DS25.SN	A05.07.006	Ø25 x 40mm

OVAL SLIDING DOOR

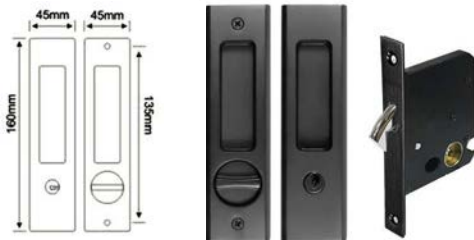
- Material : Zinc Alloy
- Backset : 45mm
- Door Thickness : 38-50mm
- Packing : Per Set



ITEM NO.	CODE	FUNCTION	FINISH
BSR.DL684K.MABR	A05.06.010	Entrance	Matte Antique Brass
BSR.DL684K.MSN	A05.06.011	Entrance	Matte Satin Nickel
BSR.DL684K.MBK	A05.06.020	Entrance	Matte Black
BSR.DL682K.PB	A05.06.024	Entrance	Polished Brass
BSR.DL682K.SN	A05.06.012	Entrance	Satin Nickel
BSR.DL682K.ABR	A05.06.014	Entrance	Antique Brass
BSR.DL682P.PB	A05.06.025	Privacy	Polished Brass
BSR.DL682P.SN	A05.06.013	Privacy	Satin Nickel
BSR.DL682P.ABR	A05.06.015	Privacy	Antique Brass

SQUARE SLIDING DOOR

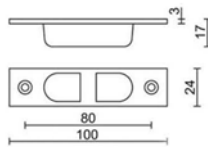
- Material : Zinc Alloy
- Backset : 45mm
- Door Thickness : 38-50mm
- Packing : Per Set



ITEM NO.	CODE	FUNCTION	FINISH
BSR.DL685K.MSN	A05.06.021	Entrance	Matte Satin Nickel
BSR.DL685K.MBK	A05.06.022	Entrance	Matte Black
BSR.DL685P.MSN	A05.06.023	Privacy	Matte Satin
BSR.DL683K.SN	A05.06.016	Entrance	Satin Nickel
BSR.DL683P.SN	A05.06.017	Privacy	Satin Nickel
BSR.DL683P.ABR	A05.06.018	Privacy	Antique Brass
BSR.DL683P.PB	A05.06.019	Privacy	Polished Brass

FINGER FLUSH PULL

- Material : SUS304 Stainless Steel
- Packing : Per Piece



SUS 304


ITEM NO.	CODE
S32.DH8.SS	A05.07.064

ROUND CAVITY SLIDING DOOR LOCK

- Material : Zinc Alloy
- Description : 60mm Backset
- Door Thickness : Max 45mm
- Packing : Per Set

SIMPLE & EASY INSTALLATION

- Suits a standard 54mm hole
- Zinc Alloy Handle Body
- No Notching Required




ITEM NO.	CODE	FUNCTION	FINISH
BSR.DL686K.SN	A05.06.002	Entrance	Matte Satin Nickel
BSR.DL686K.MBLK	A05.06.003	Entrance	Matte Black
BSR.DL686P.SN	A05.06.005	Privacy	Matte Satin Nickel
BSR.DL686P.MBK	A05.06.004	Privacy	Matte Black

SQUARE CAVITY SLIDING DOOR LOCK

- Material : Zinc Alloy
- Description : 60mm Backset
- Door Thickness : Max 45mm
- Packing : Per Set

SIMPLE & EASY INSTALLATION

- Suits a standard 54mm hole
- Zinc Alloy Handle Body
- No Notching Required



ITEM NO.	CODE	FUNCTION	FINISH
BSR.DL687K.SN	A05.06.009	Entrance	Matte Satin Nickel
BSR.DL687K.MBK	A05.06.008	Entrance	Matte Black
BSR.DL687P.SN	A05.06.007	Privacy	Matte Satin Nickel
BSR.DL687P.MBK	A05.06.006	Privacy	Matte Black

FLUSH RING

- Material : Stainless Steel
- Packing : Per Piece



ITEM NO.	CODE	DIMENSION	FINISH
S32.FH106.ABR	A07.02.006	120 x 40 x 12.5mm	Antique Brass
S32.FH106.SSS	A07.02.008	120 x 40 x 12.5mm	Satin Stainless Steel
S32.FH109.ABR	A05.07.119	158 x 40 x 12.5mm	Antique Brass
S32.FH109.SSS	A07.02.022	158 x 40 x 12.5mm	Satin Stainless Steel

FLUSH RING WITH KEY HOLE

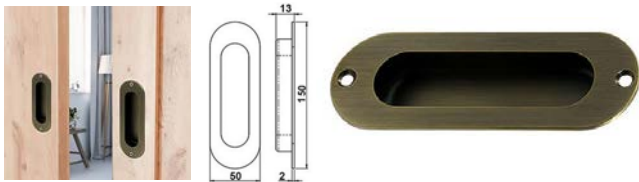
- Material : Stainless Steel
- Packing : Per Piece



ITEM NO.	CODE	DIMENSION	FINISH
S32.FH109K.ABR	600.75.651	158 x 40 x 12.5mm	Antique Brass
S32.FH109K.SSS	A07.02.025	158 x 40 x 12.5mm	Satin Stainless Steel

FLUSH PULL

- Material : Stainless Steel
- Packing : Per Piece



ITEM NO.	CODE	DIMENSION	FINISH
S32.FH110.SSS	A07.02.004	150 x 50 x 13mm	Satin Stainless Steel
S32.FH110.ABR	A07.02.005	150 x 50 x 13mm	Antique Brass

FLUSH HANDLE DUMMY

- Door Thickness : 35-45mm
- Packing : Per Piece



ITEM NO.	CODE	FUNCTION	FINISH
S32.FH119.SSS	A07.02.016	Dummy	Satin Stainless Steel
S32.FH119.ABR	A07.02.020	Dummy	Antique Brass
S32.FH119.PB	A07.02.018	Dummy	Polished Brass

FLUSH HANDLE DUMMY

- Door Thickness : 35-45mm
- Packing : Per Piece



ITEM NO.	CODE	FUNCTION	FINISH
S32.FH118.SSS	A07.02.013	Dummy	Satin Stainless Steel
S32.FH118.ABR	A07.02.011	Dummy	Antique Brass
S32.FH118.PB	A07.02.019	Dummy	Polished Brass

FLUSH PULL HANDLE - SQAURE

- Material : SUS304 Stainless Steel
- Finish : Stainless Steel
- Packing : Per Piece

SUS 304



ITEM NO.	CODE	DIMENSION
S32.FH2214.120.SS	A07.02.027	120 x 40 x 14mm

FLUSH PULL HANDLE

- Material : SUS304 Stainless Steel / Zinc Alloy
- Finish : Stainless Steel, Matte Black
- Packing : Per Piece

SUS 304



ITEM NO.	CODE	DIMENSION	FINISH
S32.FH2214.150.SS	A07.02.030	150 x 50mm	Stainless Steel
S32.FH2214.150.BLK	A07.02.031	150 x 50mm	MBKL Hairline

FLUSH PULL


- Material : Stainless Steel
- Finish : Satin Stainless Steel
- Packing : Per Piece



ITEM NO.	CODE	DIMENSION
S32.FH2112.SSS	A07.02.029	125 x 80mm
S32.FH2113.SSS	A07.02.032	180 x 60mm

FLUSH PULL WIHT KEY HOLE

- Material : Stainless Steel
- Packing : Per Piece



ITEM NO.	CODE	DESCRIPTION	FINISH
S32.FH116.SSS	A07.02.009	Oval Clip Type	Satin Stainless Steel
S32.FH116.ABR	A07.02.007	Oval Clip Type	Antique Brass
S32.FH116.PB	A07.02.023	Oval Clip Type	Polished Brass
S32.FH117.SSS	A07.02.021	Square Clip Type	Satin Stainless Steel
S32.FH117.ABR	A07.02.026	Square Clip Type	Antique Brass
S32.FH117.PB	A07.02.024	Square Clip Type	Polished Brass

RECESSED PULL WITH SAFETY STOPPER

- Material : Zinc Alloy
- Finish : Chrome
- Packing : Per Piece



ITEM NO.	CODE	DIMENSION
LAMP.HH-P135.CH	A05.07.003	30~40mm

FLUSH RING

- Material : Stainless Steel
- Finish : Gold Plated, Satin Stainless Steel
- Packing : Per Piece



ITEM NO.	CODE	OUTER Ø	INNER Ø	DEPTH
S32.FH107.3549.GP	600.75.621	Ø49mm	Ø35mm	14mm
S32.FH107.5065.GP	A07.02.014	Ø65mm	Ø50mm	11.5mm
S32.FH107.3549.SSS	A07.02.012	Ø49mm	Ø35mm	14mm
S32.FH107.4035SS	A07.02.010	Ø40mm	Ø35mm	11mm
S32.FH107.4050.SSS	A07.02.033	Ø50.5mm	Ø40mm	11.5mm
S32.FH107.5065.SSS	A07.02.017	Ø65mm	Ø50mm	11.5mm
S32.FH107.65SS	A07.02.015	65mm	Ø40mm	12mm

FLUSH RING

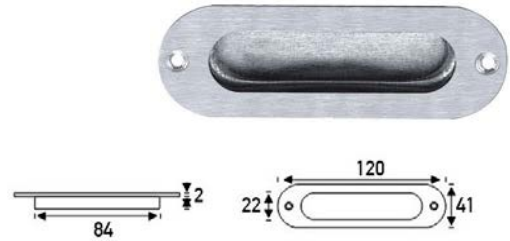
- Material : Stainless Steel
- Finish : Satin Stainless Steel
- Packing : Per Piece



ITEM NO.	CODE	DIMENSION
S32.FH2111.SSS	A07.02.028	Ø70mm

FLUSH PULL


- Material : Stainless Steel / Satin Nickel
- Finish : Satin Stainless Steel
- Packing : Per Piece



ITEM NO.	CODE	DIMENSION
ST1.FH9503.SSS	A07.02.003	110 x 120 x 41mm

LOOSE PIN HINGE

- Material : Stainless Steel
- Finish : Satin Stainless Steel
- Packing : Industrial / Contractor's Packing Per Pair



ITEM NO.	CODE	DIMENSION
S32.LPH404030.2BBSS	A02.02.021	4.0" x 4.0" x 3.0mm, 2BB
S32.LPH403525.2BBSS	A02.02.018	4.0" x 3.5" x 2.5mm, 2BB
S32.LPH353525.2BBSS	A02.02.016	3.5" x 3.5" x 2.5mm, 2BB

Non-Removable Pin Hinge

BSR.NRP454040.4BBUS32D	A02.02.002	4.5" x 4.0" x 4.0mm, 4BB
BSR.NRP454030.2BBUS32D	615.20.106	4.5" x 4.0" x 3.0mm, 2BB
BSR.NRP404030.2BBS	A02.02.032	4.0" x 4.0" x 3.0mm, 2BB

- Packing : Per Piece

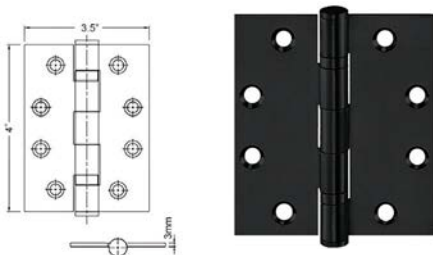
SUS304, UL-FIRE RATED DOOR HINGE

Optional: S/S Wood Screw or S/S Metal Screw

S32.LPH404030.4BBSS.304	A02.02.031	4.0" x 4.0" x 3.0mm, 4BB SUS304
S32.LPH404030.2BBSS.304	A02.02.030	4.0" x 4.0" x 3.0mm, 2BB SUS304

LOOSE PIN HINGE

- Material : Stainless Steel
- Finish : Matte Black
- Packing : Per Pair



ITEM NO.	CODE	DIMENSION
S32.LPH403530.2BBBLK	A02.02.029	4.0" x 3.5" x 3.0mm, 2BB

FLAG HINGE

- Material : Stainless Steel
- Finish : Satin Stainless Steel
- Packing : Per Pair



ITEM NO.	CODE	DIMENSION
S32.FG403020.SS	A02.02.001	4" x 3" x 2.0mm

LOOSE PIN HINGE

- Material : Stainless Steel
- Finish : Satin Stainless Steel
- Packing : Visual Blister Retail Packing Per Pair



ITEM NO.	CODE	DIMENSION
ST1.LPH404030.4BBSS	A02.02.007	4.0" x 4.0" x 3.0mm, 4BB
ST1.LPH403530.4BBSS	A02.02.008	4.0" x 3.5" x 3.0mm, 4BB
ST1.LPH403030.4BBSS	A02.02.009	4.0" x 3.0" x 3.0mm, 4BB
ST1.LPH403025.4BBSS	A02.02.010	4.0" x 3.0" x 2.5mm, 4BB
ST1.LPH404030.2BBSS	A02.02.005	4.0" x 4.0" x 3.0mm, 2BB
ST1.LPH353525.2BBSS	A02.02.003	3.5" x 3.5" x 2.5mm, 2BB
ST1.LPH303025.2BBSS	A02.02.004	3.0" x 3.0" x 2.5mm, 2BB

SINGLE ACTION SPRING HINGE

- Material : Stainless Steel
- Finish : Satin Stainless Steel
- Packing : Per Pair



ASH504030, ASH503030, ASH403030 SSH403030, SHP353530 SHP404030

ITEM NO.	CODE	DIMENSION
BSR.ASH503030.SSS	A02.02.024	5.0" x 3.0" x 3.0mm
BSR.ASH504030.SSS	A02.02.025	5.0" x 4.0" x 3.0mm
BSR.ASH403030.SSS	A02.02.023	4.0" x 3.0" x 3.0mm
S32.SHP404030.SS	A02.02.027	4.0" x 4.0" x 3.0mm
BSR.SSH403030.SSS	A02.02.022	4.0" x 3.0" x 3.0mm
S32.SHP353530.SS	A02.02.028	3.5" x 3.5" x 3.0mm

DOUBLE ACTION SPRING HINGE

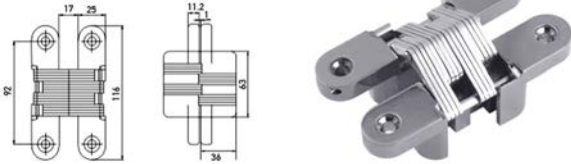
- Material : SUS304 Stainless Steel
- Finish : Stainless Steel
- Capacity : 15-25kgs.
- Packing : Per Pair



ITEM NO.	CODE	DIMENSION
BSR.DAS.4.US32D	A02.02.026	4.5" x 4.0" x 3.5mm

INVISIBLE HINGE

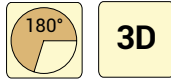
- Material : SUS304 Stainless Steel Die Cast
- Finish : Satin Stainless Steel
- Description : Fire Rated for 20 minutes
- Panel Thickness : 35-45mm
- Application : for Wood and Metal
- Packing : Per Piece



ITEM NO.	CODE	DIMENSION
BSR.IH218F.SSS	F03.08.025	25 x 116mm
BSR.IH318F.SSS	F03.08.026	28 x 117mm

INVISIBLE HINGE WITH 3D ADJUSTMENT

- Material : Zinc Alloy
- Finish : Satin Nickel
- Adjustable Range : up & down ±1mm
left & right ±1mm
front & back ±1mm
- Feature : bearing weight 60kgs/3pcs
- Panel Thickness : 35-45mm
- Door Width : 1000mm
- Packing : Per Piece



Suggested 4pcs/door if door height is more than 2100mm

ITEM NO.	CODE	OPENING	DIMENSION
BSR.IH003L.SN	F03.08.021	Left	23 x 95mm
BSR.IH003R.SN	F03.08.022	Right	23 x 95mm

INVISIBLE HINGE WITH COVER PLATE

- Material : Zinc Alloy
- Finish : Pearl Chrome
- Adjustable Range : up & down ± 3mm
front & back ±1mm
- Feature : bearing weight 60kgs/3pcs
- Panel Thickness : 40-50mm
- Door Width : 1000mm
- Packing : Per Piece

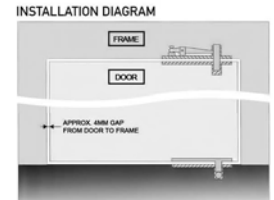
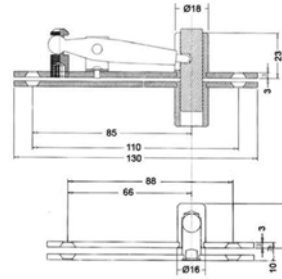


Suggested 4pcs/door if door height is more than 2100mm

ITEM NO.	CODE	DIMENSION
BSR.IH005.PC	F03.08.027	29 x 135 x 140mm

CONCEALED DOOR HINGE

- Material : SUS304 Stainless Steel Die Cast
- Finish : Satin Stainless Steel
- Door Thickness : 35-45mm
- Door Height : Min.1800mm - Max. 2800mm
- Door Width : Max.1500mm
- Door Weight : Max.150kgs
- Packing : Per Set

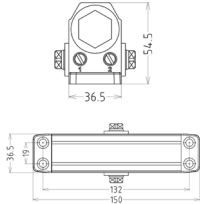


ITEM NO.	CODE
S32.C117F.SSS	A02.01.001

OVERHEAD DOOR CLOSER, EN2

- Fixed Power Size : EN2
- Adjustable Closing Speed : 150°-20°
- Adjustable Latching Speed : 20°-0°
- Maximum Door Width : 800mm
- Maximum Door Weight : 45kg
- Opening Angle : 150°
- Packing : Per Piece

- Silver finish
- Standard Arm only
- 300,000 test cycles



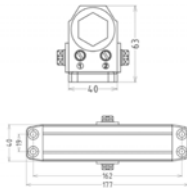
Note: Available in Blister Packing

ITEM NO.	CODE
BSR.DC051.SL	A01.01.009

OVERHEAD DOOR CLOSER, EN3

- Fixed Power Size : EN3
- Adjustable Closing Speed : 150°-20°
- Adjustable Latching Speed : 20°-0°
- Maximum Door Width : 950mm
- Maximum Door Weight : 65kg
- Opening Angle : 150°
- Packing : Per Piece

- Silver finish
- Standard Arm only
- 300,000 test cycles



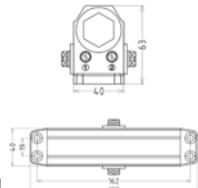
Note: Available in Blister Packing

ITEM NO.	CODE	FINISH
BSR.DC061.SL	A01.01.010	Silver
BSR.DC061.BLK	A01.01.021	Black

OVERHEAD DOOR CLOSER, EN4

- Fixed Power Size : EN4
- Adjustable Closing Speed : 150°-20°
- Adjustable Latching Speed : 20°-0°
- Maximum Door Width : 1100mm
- Maximum Door Weight : 85kg
- Opening Angle : 150°
- Packing : Per Piece

- Silver finish
- Standard Arm only
- 300,000 test cycles



Note: Available in Blister Packing

ITEM NO.	CODE
BSR.DC062.SL	A01.01.011

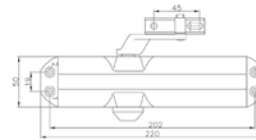
Access this QR Code to download;
FULL RANGE OF DOOR CLOSER



OVERHEAD DOOR CLOSER, EN2

- Power Size : Adjustable by position
- Variable Power Size : EN2 / EN3 / EN4
- Adjustable Closing Speed : 180°-15°
- Adjustable Latching Speed : 15°-0°
- Maximum Door Width : 800mm / 950mm / 1100mm
- Maximum Door Weight : 40kg / 60kg / 80kg
- Opening Angle : 180°
- External Doors, Outward Opening: -
- Delayed Action : -
- Backcheck : -
- Packing : Per Piece

- Silver finish
- Available in: Standard Arm, Hold Open Arm
- 500,000 test cycles



Optional Accessories :

BSR. PA22 Parallel Arm for Door Closer
Applicable for DC068, DC71V, DC73V, DC83V

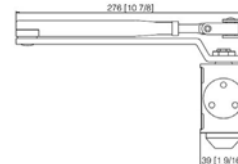


ITEM NO.	CODE
BSR.DC068RA.EN2-EN4	A01.01.006
BSR.DC068HO.EN2-EN4	A01.01.007
BSR.PA22	F04.01.040

OVERHEAD DOOR CLOSER, EN2-EN4

- Power Size : Adjustable by position
- Variable Power Size : EN2 / EN3 / EN4
- Adjustable Closing Speed : 180°-15°
- Adjustable Latching Speed : 15°-0°
- Maximum Door Width : 800mm / 950mm / 1100mm
- Maximum Door Weight : 40kg / 60kg / 80kg
- Opening Angle : 180°
- External Doors, Outward Opening: -
- Delayed Action : -
- Backcheck : ✓
- Packing : Per Piece

- Silver finish
- Available in: Standard Arm, Hold Open Arm
- 500,000 test cycles



Optional Accessories :

BSR. PA22 Parallel Arm for Door Closer
Applicable for DC068, DC71V, DC73V, DC83V
Note: EX-Stock, Special order for project use



ITEM NO.	CODE
BSR.DC71V/F6424.RA	A01.01.017
BSR.DC71V.HO.SL	A01.01.020
BSR.PA22	F04.01.040

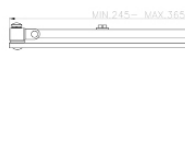
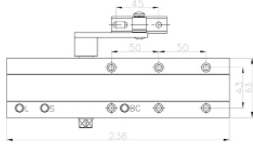
*SPU

OVERHEAD DOOR CLOSER, EN2-EN5

- Power Size : Adjustable by position
- Variable Power Size : EN2 / EN3 / EN4 / EN5
- Adjustable Closing Speed : 180°-15°
- Adjustable Latching Speed : 15°-0°
- Maximum Door Width : 800mm / 950mm / 1100mm / 1250mm
- Maximum Door Weight : 40kg / 60kg / 80kg / 100kg
- Opening Angle : 180°
- External Doors, Outward Opening: -
- Delayed Action : ✓
- Backcheck : ✓
- Packing : Per Piece



- Silver finish
- Available in:
 - Standard Arm
 - Hold Open Arm
- 1,000,000 test cycles



Optional Accessories :

BSR. PA22 Parallel Arm for Door Closer
Applicable for DC068, DC71V, DC73V, DC83V

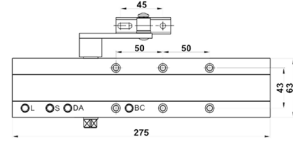
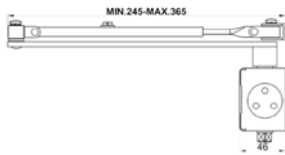
ITEM NO.	CODE	DIMENSION
BSR.DC73V.RA	A01.01.014	Regular Arm
BSR.DC73V.HO	A01.01.013	Hold Open
BSR.PA22	F04.01.040	Parallel Arm

OVERHEAD DOOR CLOSER, EN2-EN6

- Power Size : Adjustable by position
- Variable Power Size : EN2 / EN3 / EN4 / EN5 / EN6
- Adjustable Closing Speed : 180°-15°
- Adjustable Latching Speed : 15°-0°
- Maximum Door Width : 800mm / 950mm / 1100mm / 1250mm / 1400mm
- Maximum Door Weight : 40kg / 60kg / 80kg / 100kg / 120kg
- Opening Angle : 180°
- External Doors, Outward Opening: -
- Delayed Action : ✓
- Backcheck : ✓
- Packing : Per Piece



- Silver finish
- Available in:
 - Standard Arm
 - Hold Open Arm
- 1,000,000 test cycles



Optional Accessories :

BSR. PA22 Parallel Arm for Door Closer
Applicable for DC068, DC71V, DC73V, DC83V

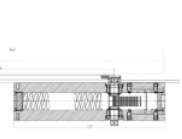
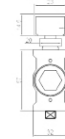
ITEM NO.	CODE	FUNCTION
BSR.DC83V.RA	A01.01.016	Regular Arm
BSR.DC83V.HO	A01.01.015	Hold Open
BSR.PA22	F04.01.040	Parallel Arm

CONCEALED OVERHEAD DOOR CLOSER, EN3

- Power Size : Adjustable by spring
- Variable Power Size : EN3
- Adjustable Closing Speed : 120°-15°
- Adjustable Latching Speed : 15°-0°
- Maximum Door Width : 950mm
- Maximum Door Weight : 60kg
- Opening Angle : 120°
- External Doors, Outward Opening: -
- Delayed Action : -
- Backcheck : -
- Packing : Per Piece



- Silver finish
- Suitable for Door Thickness 40mm or more
- Available in Hold Open Arm
- 500,000 test cycles



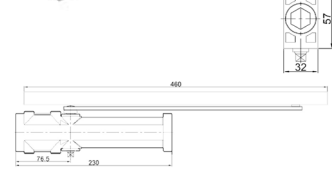
ITEM NO.	CODE
BSR.DC803.EN3	A01.01.008

CONCEALED OVERHEAD DOOR CLOSER, EN3

- Power size : Adjustable by spring
- Fixed Power Size : EN3
- Adjustable Closing Speed : 120°-15°
- Adjustable Latching Speed : 15°-0°
- Maximum Door Width : 950mm
- Maximum Door Weight : 60kg
- Minimum Door Thickness : 40mm
- Opening Angle : 120°
- Delayed Action : -
- Backcheck : -



- Silver finish
- Suitable for Door Thickness 40mm or more
- Available in Hold Open Arm
- 500,000 test cycles



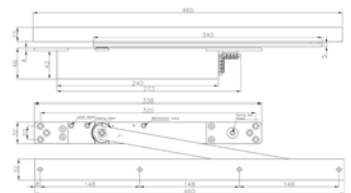
ITEM NO.	CODE
BSR.DC813.HO.SL	A01.01.018

CONCEALED OVERHEAD DOOR CLOSER, EN2-EN4

- Fixed Power Size : EN2 / EN3 / EN4
- Adjustable Closing Speed : 120°-15°
- Adjustable Latching Speed : 15°-0°
- Maximum Door Width: 800mm / 950mm / 1100mm
- Maximum Door Weight : 40kg / 60kg / 80kg
- Minimum Door Thickness : 44mm
- Opening Angle : 120°
- Delayed Action : ✓
- Backcheck : -



- Silver finish
- Suitable for Door Thickness 44mm or more
- Cam-Action Mechanism
- Available in Hold Open Arm
- 500,000 test cycles



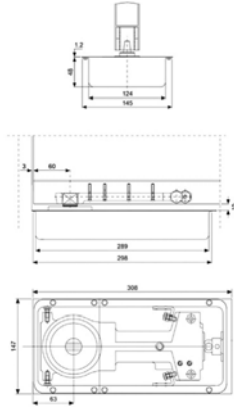
ITEM NO.	CODE
BSR.DC96V.HO.SL	A01.01.019

FLOOR HINGE, EN3

- Variable Power Size : EN3
- Adjustable Closing Speed : 90°-20°
- Adjustable Latching Speed : 20°-0°
- Maximum Door Width : 950mm
- Maximum Door Weight : 100kg
- Opening Angle : 120°
- Hold Open : 90°
- Delayed Action : ✓
- Backcheck : ✓
- Packing : Per Piece



- Designed for all types of doors
- 500,000 test cycles



Note: Combined with BSR010,BSR020,BSR030 Patch Fittings (Sold Separately)

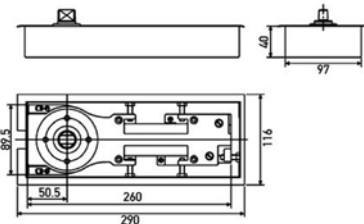

ITEM NO.	CODE	FINISH
BSR.818.EN3.SSS	A01.03.012	SSS

FLOOR HINGE, EN3

- Fixed Power Size : EN3
- Adjustable Closing Speed : 120°-20°
- Adjustable Latching Speed : 20°-0°
- Maximum Door Width : 1000mm
- Maximum Door Weight : 100kg
- Opening Angle : 120°
- Hold Open : 90°
- Delayed Action : -
- Backcheck : -
- Packing : Per Piece



- An Economical floor hinge for light weighted doors
- Ideal for Interior Door Application
- 500,000 test cycles



Note: Combined with BSR010,BSR020,BSR030 Patch Fittings (Sold Separately)

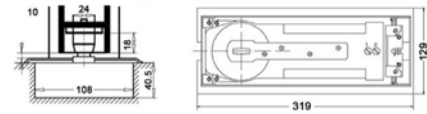
ITEM NO.	CODE	FINISH
BSR.60.EN3.SSS	A01.03.002	SSS
BSR.60.EN3.PSS	A01.03.013	PSS

DOUBLE CYLINDER FLOOR SPRING HINGE, EN2-EN4

- Variable Power Size : EN2-EN4
- Adjustable Closing Speed : 90°-25°
- Adjustable Latching Speed : 25°-0°
- Maximum Door Width : 950mm
- Maximum Door Weight : 100kg
- Opening Angle : 130°
- Hold Open : 105° & 90°
- Delayed Action : -
- Backcheck : -
- Packing : Per Piece



- Developed for aluminum and toughened glass door industries
- Ideal for Interior and Exterior Application
- 500,000 test cycles



Note: Combined with BSR010,BSR020,BSR030 Patch Fittings (Sold Separately)

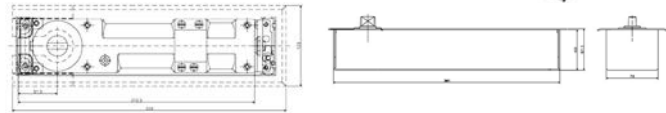
ITEM NO.	CODE	MAX DOOR WIDTH	FINISH
BSR.300.EN2.SSS	A01.03.006	1000mm	SSS
BSR.300.EN3.SSS	A01.03.007	1000mm	SSS
BSR.300.EN4.SSS	A01.03.008	1200mm	SSS
BSR.300.EN2.PSS	A01.03.009	1000mm	PSS
BSR.300.EN3.PSS	A01.03.010	1000mm	PSS
BSR.300.EN4.PSS	A01.03.011	1200mm	PSS

FLOOR HINGE, EN5-EN6

- Power Size : EN5-EN6
- Adjustable Closing Speed : 180°-15°
- Adjustable Latching Speed : 15°-0°
- Maximum Door Width : 1400mm
- Maximum Door Weight : 300kg
- Opening Angle : 180°
- Hold Open : 90°
- Delayed Action : ✓
- Backcheck : ✓
- Packing : per piece



- Designed for all types of doors
- 500,000 test cycles

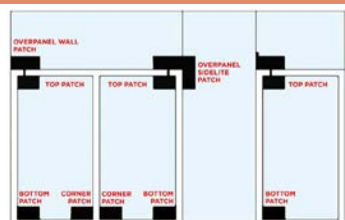


Note: Combined with BSR010,BSR020,BSR030 Patch Fittings (Sold Separately)

ITEM NO.	CODE	FINISH
BSR.80.EN5.SSS	A01.03.004	SSS
BSR.80.EN5.PSS	A01.03.005	PSS

Access this QR Code to download;
FULL RANGE OF FLOOR HINGES





BOTTOM PATCH

- Material : SUS304 Stainless Steel
- Finish : PSS,SSS
- Glass Thickness : 10-12mm
- Packing : Per Piece

SUS 304



ITEM NO.	CODE	FINISH
BSR.010.PSS	A01.04.005	PSS
BSR.010.SSS	A01.04.009	SSS

TOP PATCH

- Material : SUS304 Stainless Steel
- Finish : PSS,SSS
- Glass Thickness : 10-12mm
- Packing : Per Piece

SUS 304




ITEM NO.	CODE	FINISH
BSR.020.PSS	A01.04.006	PSS
BSR.020.SSS	A01.04.010	SSS

CORNER PATCH LOCK

- Material : SUS304 Stainless Steel
- Finish : PSS,SSS
- Glass Thickness : 10-12mm
- Packing : Per Piece

SUS 304




ITEM NO.	CODE	FINISH
BSR.030.PSS	A01.04.007	PSS
BSR.030.SSS	A01.04.011	SSS

OVERPANEL WALL PATCH

- Material : SUS304 Stainless Steel
- Finish : PSS
- Glass Thickness : 10-12mm
- Packing : Per Piece

SUS 304

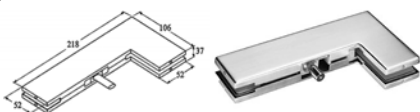


ITEM NO.	CODE	FINISH
BSR.050.PSS	A01.04.001	PSS

OVERPANEL SIDELITE PATCH

- Material : SUS304 Stainless Steel
- Finish : PSS, SSS
- Glass Thickness : 10-12mm
- Packing : Per Piece

SUS 304



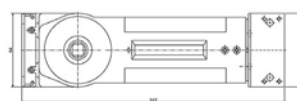
ITEM NO.	CODE	FINISH
BSR.040.PSS	A01.04.008	PSS
BSR.040.SSS	A01.04.012	SSS

TRANSOM CONCEALED CLOSER, EN3



- Fixed Power Size : EN3
- Adjustable Closing Speed : 90°-25°
- Adjustable Latching Speed : 25°-0°
- Maximum Door Width : 950mm
- Maximum Door Weight : 110kg
- Opening Angle : 130°
- Hold Open : 105° & 90°
- Delayed Action : -
- Backcheck : -
- Packing : per piece

- Ideal for shopfitting applications
- Suitable for Glass, Timber & Metal
- 500,000 test cycles



ITEM NO.	CODE	FINISH
BSR.70.EN3	A01.03.003	SSS

TOP PIVOT PLATE

- Material : Stainless Steel
- Packing : Per Piece



ITEM NO.	CODE	FINISH
BSR.TPP.PSS	A01.04.013	105 x 28mm

FLOOR PIVOT BEARING

- Finish : Satin Stainless Steel
- Max. Door Width : 1 Meter
- Max. Door Weight : 40 Kgs.
- Door Height : Depends on the weight of the door
- Closing Speed Angle : 116-15 degrees
- Packing : 130-0 degrees
- Packing : Per Piece



ITEM NO.	CODE	DIMENSION
BSR.PV11.SSS	A01.04.014	102 x 61 x 27mm

DOOR COORDINATOR

- Material : Stainless/Nylon
- Finish : Satin Stainless Steel/White
- Application : Double Leaf Door
- Packing : Per Piece

SUS 304



ITEM NO.	CODE	DIMENSION
BSR.C4305.SS	A05.07.055	330 x 91mm

PANIC EXIT DEVICE-RIM TYPE



- ANSI A156, Grade 1 Heavy Duty Exit Device
- UL Listed and UL 10C, UBC7-2-1997 code, 3hours fire-rated
- BHMA certified
- Non-handed and easily reversible
- Full length push rail
- All spring / latch are made of stainless steel
- Colors available:
 - Steel Silver painted
 - Steel Black painted
- Stainless Steel material in SSS finish (Special)



ITEM NO.	CODE
DT.F1200RA.SL	A01.02.005
DT.F1200RA.BLK	A01.02.012

PANIC EXIT DEVICE-VERTICAL ROD



- ANSI A156, Grade 1 Heavy Duty Exit Device
- UL Listed and UL 10C, UBC7-2-1997 code, 3hours fire-rated
- BHMA certified
- Non-handed and easily reversible
- Full length push rail
- 2 Locking points for double door
- All spring / latch are made of stainless steel
- Colors available:
 - Steel Silver painted

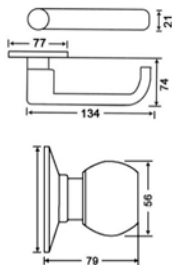


ITEM NO.	CODE
DT.F1200VA.SL	A01.02.007

OUTSIDE TRIM HANDLE

Key retracts latch bolt, unlocks lever

- Material : Stainless Steel
- Packing : Per Piece

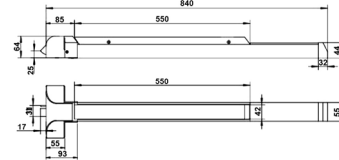



ITEM NO.	CODE	FUNCTION	FINISH
DT.H102E	A01.02.008	Entrance	SSS
DT.H102D	A01.02.010	Dummy	SSS
DT.H103	A01.02.009	Entrance	SN

PANIC EXIT DEVICE-RIM TYPE



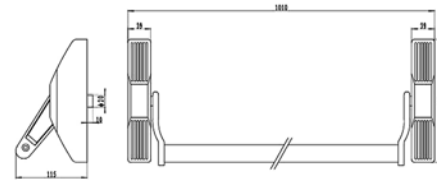
- ANSI A156, Grade 1 Heavy Duty Exit Device
- UL Listed and UL 10C, UBC7-2-1997 code, 3hours fire-rated
- BHMA certified
- Non-handed and easily reversible
- Semi length push rail
- All spring / latch are made of stainless steel
- Colors available:
 - Steel Silver painted
 - Stainless Steel material in SSS finish (Special order)



ITEM NO.	CODE	FINISH
DT.F1500RA.P.SL	A01.02.015	Silver

PANIC EXIT DEVICE-VERTICAL ROD

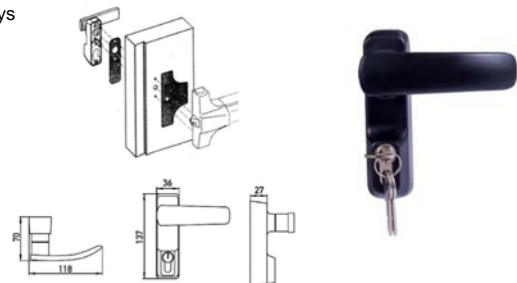
- EN1125 Certified from Europe
- EN1634 Certified under 3 hours fire-rated
- Non-handed and easily reversible



ITEM NO.	CODE
DT.1700B	A01.02.004

PANIC TRIM FOR DT.1700B

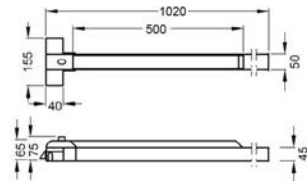
- Iron material
- Black finish
- Door, Channel Lock usage
- Surface installation
- Includes 3 keys



ITEM NO.	CODE	FUNCTION
DT.H301.BLK	A01.02.011	Key Lock

PANIC EXIT DEVICE PUSH BAR

- UL Listed, fire rated under 90 minutes
- Non-handed and easily reversible
- Max. Door Width 1250mm
- Door Weight 40-120kg
- With thumbturn dogging function



ITEM NO.	CODE
BSR.ED105.P	A01.02.001

BRASS CYLINDER

- Brass and Stainless Steel material
- Brass and Stainless Steel finish
- Lock core can be installed outside the door
- Includes 3 keys

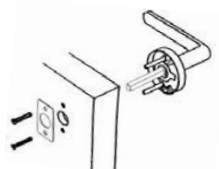


ITEM NO.	CODE
BSR.EDC5.BR	A01.02.003

LEVER LOCK FOR EXIT DEVICE

- SUS304 Stainless Steel material
- Satin Nickel finish
- Max. Door Thickness 50mm
- Includes 3 keys
- Always open function

SUS 304



ITEM NO.	CODE
BSR.EDL1.SS	A01.02.002

KICK PLATE

SUS 304

- Material : Stainless Steel SUS304
- Finish : Satin Stainless Steel
- Description : 1mm Thickness
- Packing : Per Piece



Kick Plate



Armor Plate

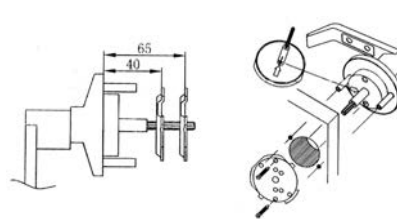


Stretcher Plate

ITEM NO.	CODE	DIMENSION
BSR.KP0830.SS	A06.03.010	8" x 30"
BSR.KP1030.SS	A06.03.011	10" x 30"
BSR.KP1034.SS	A06.03.012	10" x 34"
BSR.KP3747.SS	A06.03.013	37" x 47"

TRIM HANDLE ENTRANCE

- Stainless Steel material
- Entrance Function
- 40-65mm Door Thickness
- Includes 3 keys



LEVER TRIM HANDLE ENTRANCE



ITEM NO.	CODE
BSR.H102.SS	A01.02.016

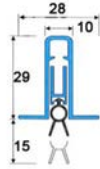
KNOB HANDLE ENTRANCE



ITEM NO.	CODE
BSR.H103.SS	A01.02.017

AUTOMATIC DOOR BOTTOM SEAL

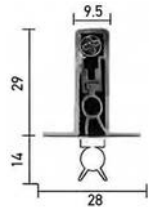
- Material : Aluminum
- Packing : Per Piece



ITEM NO.	CODE	LENGTH
BSR.B02.90	A01.05.001	900mm

AUTOMATIC DOOR BOTTOM SEAL

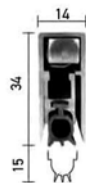
- Material : Aluminum
- Finish : Silver
- Door Thickness : 30-45mm
- Packing : Per Piece



ITEM NO.	CODE	LENGTH
BSR.RP3.915SL	A01.05.003	915mm

AUTOMATIC DOOR BOTTOM SEAL

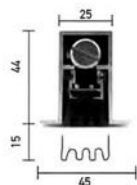
- Material : Aluminum
- Finish : Silver
- Door Thickness : 30-45mm
- Packing : Per Piece



ITEM NO.	CODE	LENGTH
BSR.RP8.915SL	A01.05.004	915mm

AUTOMATIC DOOR BOTTOM SEAL

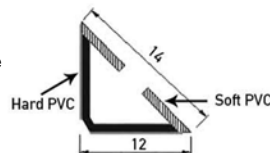
- Material : Aluminum
- Finish : Silver
- Door Thickness : 45-60mm
- Packing : Per Piece



ITEM NO.	CODE	LENGTH
BSR.RP70.1000SL	A01.05.005	1000mm

TRIANGULAR SMOKE SEAL SELF ADHESIVE

- Material : PVC
- Finish : Brown
- Packing : Per Piece



ITEM NO.	CODE	LENGTH
BSR.RP120.2400BRN	A01.05.002	2400mm

NYLON BRUSH STRIP DOOR SEAL HEAVY DUTY

- Material : Aluminum
- Finish : Brown
- Packing : Per Piece



ITEM NO.	CODE	LENGTH
BSR.RP51.1000BRN	A01.05.006	1000mm

BRUSH DOOR SWEEP SEAL HEAVY DUTY

- Material : Aluminum
- Finish : Brown
- Packing : Per Piece



ITEM NO.	CODE	LENGTH
BSR.RP75.1000BRN	A01.05.007	1000mm

SILICON DOOR SWEEP SEAL HEAVY DUTY

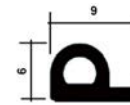
- Material : Aluminum
- Finish : Brown
- Packing : Per Piece



ITEM NO.	CODE	LENGTH
BSR.RP5.1000BRN	A01.05.008	1000mm

RUBBER SEALING STRIP


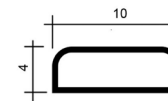
- Material : EPDM Rubber
- Finish : Brown
- Packing : Per Roller (2 x 2.5m)



ITEM NO.	CODE	LENGTH
BSR.RP48.5M.BRN	A01.05.012	5 meters

FLAT FLEXIBLE FIREPROOF INTUMESCENT SEAL STRIP

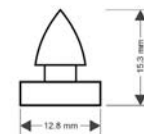
- Material : PVC
- Finish : Brown
- Packing : Per Length



ITEM NO.	CODE	LENGTH
BSR.RP1004F.2.1M.BRN	A01.05.011	2.1 meters

DOOR SILENCER FOR METAL FRAME

- Material : Silicon
- Finish : Gray
- Packing : Per Piece



ITEM NO.	CODE
BSR.SR64.GRY	A05.07.145

4-WHEEL FIXED ROLLER

- Thread : M8
- Roller : Ø24mm
- Description : Quick Mount Plate
- Packing : Per Piece



S-20

ITEM NO.	CODE	CAPACITY	ROLLER
BSR.S20.86	A07.06.021	45 kgs.	Steel
BSR.S20.1286	A07.06.020	35 kgs.	Nylon

4-WHEEL FIXED ROLLER

- Thread : M8
- Roller : Ø24mm
- Packing : Per Piece



S-20

ITEM NO.	CODE	CAPACITY	ROLLER
BSR.S20.85	A07.06.007	45 kgs.	Steel
BSR.S20.1285	A07.06.002	35 kgs.	Nylon

2-WHEEL FIXED ROLLER

- Thread : M8
- Roller : Ø24mm
- Packing : Per Piece



S-20

ITEM NO.	CODE	CAPACITY	ROLLER
BSR.S20.84	A07.06.018	30 kgs.	Steel
BSR.S20.1284	A07.06.019	25 kgs.	Nylon

4-WHEEL SWIVEL ROLLER

- Thread : M8
- Roller : Ø24mm
- Packing : Per Piece



S-20

ITEM NO.	CODE	CAPACITY	ROLLER
BSR.S20.87	A07.06.008	45 kgs.	Steel
BSR.S20.1287	A07.06.003	35 kgs.	Nylon

SWIVEL SUSPENSION PLATE

- Thread : M8
- Packing : Per Piece



S-20

ITEM NO.	CODE
BSR.S20.1106	A07.06.001
BSR.S20.88	A07.06.009

PIVOT ROLLER SET FOR S20 & S50

- Packing : Per Piece



S-20

S-50

ITEM NO.	CODE
BSR.S20.PV20	A07.06.016
BSR.S50.PV50	A07.08.013

WALL BRACKET FACE FIXING

- Packing : Per Piece



S-20

ITEM NO.	CODE
BSR.S20.25	A07.06.006

DOOR STOPPER

- Packing : Per Piece



S-20

ITEM NO.	CODE
BSR.S20.24	A07.06.005

FLOOR GUIDE WITH BRASS ROLLER

- Material : 3mm
- Roller : Ø15mm
- Packing : Per Piece

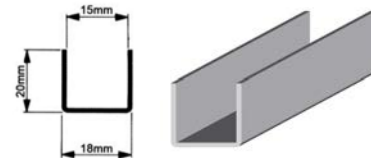


S-20

ITEM NO.	CODE	LENGTH
BSR.S20.192	A07.06.004	97 x 21 x 20mm

ALUMINUM U-CHANNEL

- Length : 6 Meters
- Packing : Per Piece




S-20

ITEM NO.	CODE
BSR.S20.U.CHANNEL.6M	A07.06.017

GALVANIZED DOOR TRACK

- Thickness: 1.2mm
- Packing : Per Length



S-20

ITEM NO.	CODE	LENGTH
BSR.S20.GDT.2.5M	A07.06.010	2.5 Meters
BSR.S20.GDT.2M	A07.06.011	2 Meters
BSR.S20.GDT.3M	A07.06.012	3 Meters
BSR.S20.GDT.4M	A07.06.013	4 Meters
BSR.S20.GDT.5M	A07.06.014	5 Meters
BSR.S20.GDT.6M	A07.06.015	6 Meters

4-WHEEL FIXED ROLLER

- Thread : M12
- Roller : Ø38mm
- Packing : Per Piece



S-50

ITEM NO.	CODE	CAPACITY	ROLLER
BSR.S50.53	A07.08.002	200 kgs.	Steel
BSR.S50.1190	A07.08.001	130 kgs.	Nylon

2-WHEEL STEEL SWIVEL/FIXED ROLLER

- Thread : M12
- Roller : Ø38mm
- Packing : Per Piece



S-50

ITEM NO.	CODE	CAPACITY	ROLLER
BSR.S50.78	A07.08.014	160 kgs.	Swivel Roller
BSR.S50.52	A07.08.015	160 kgs.	Fixed Roller

SWIVEL SUSPENSION PLATE

- Thread : M12
- Packing : Per Piece



S-50

ITEM NO.	CODE
BSR.S50.57	A07.08.004

TRACK BRACKET

- Packing : Per Piece



S-50

ITEM NO.	CODE	DESCRIPTION
BSR.S50.59	A07.08.006	Side Fixing
BSR.S50.58	A07.08.005	Head Fixing

DOOR STOPPER

- Packing : Per Piece




S-50

ITEM NO.	CODE
BSR.S50.55	A07.08.003

GALVANIZED DOOR TRACK

- Packing : Per Length



S-50

ITEM NO.	CODE	LENGTH
BSR.S50.GDT.2.5M	A07.08.007	2.5 Meters
BSR.S50.GDT.2M	A07.08.008	2 Meters
BSR.S50.GDT.3M	A07.08.009	3 Meters
BSR.S50.GDT.4M	A07.08.010	4 Meters
BSR.S50.GDT.5M	A07.08.011	5 Meters
BSR.S50.GDT.6M	A07.08.012	6 Meters

4-WHEEL FIXED ROLLER

- Thread : M20
- Roller : Ø55mm
- Packing : Per Piece



S-250

ITEM NO.	CODE	WEIGHT CAPACITY
BSR.S250.253	A07.07.001	380 kgs.

SWIVEL SUSPENSION PLATE

- Packing : Per Piece

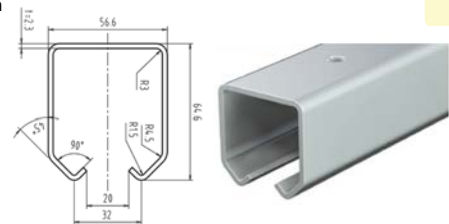


S-250

ITEM NO.	CODE
BSR.S250.257	A07.07.002

GALVANIZED DOOR TRACK

- Packing : Per Length



S-250

ITEM NO.	CODE	LENGTH	CAPACITY
BSR.S250.GDT.6M	A07.07.005	6 Meters	900 kgs.

STEEL WHEEL ROLLERS

- Thread : M12
- Roller : Ø38mm
- Packing : Per Piece



ITEM NO.	CODE	DESCRIPTION
BSR.S10.102	A07.05.013	Steel
BSR.S10.1255	A07.05.014	Nylon

Access this QR Code to download;
S20 SLIDING DOOR SYSTEM



Access this QR Code to download;
S50 SLIDING DOOR SYSTEM



Access this QR Code to download;
S250 SLIDING DOOR SYSTEM



4-WHEEL FIXED ROLLER WITH SUSPENSION PLATE

- Material : Galvanized
- Thread : M12
- Roller : Ø38mm
- Packing : Per Set



L-20

ITEM NO.	CODE	CAPACITY	ROLLER
BSR.L20.1287	A07.06.042		Nylon

4-WHEEL FIXED ROLLER WITH SUSPENSION PLATE

- Material : Galvanized
- Thread : M8
- Roller : Ø23mm
- Packing : Per Set



L-20

ITEM NO.	CODE	CAPACITY	ROLLER
BSR.L20.VSET	A07.06.041		Nylon

4-WHEEL ROLLER

- Material : Galvanized
- Thread : M8
- Roller : Ø24mm
- Packing : Per Piece



L-20



ITEM NO.	CODE	CAPACITY	ROLLER
BSR.L20.85	A07.06.024	40 kgs.	Steel, Fixed
BSR.L20.1285	A07.06.031	30 kgs.	Nylon, Fixed
BSR.L20.87	A07.06.043		Steel, Swivel

2-WHEEL FIXED ROLLER

- Material : Galvanized
- Thread : M8
- Roller : Ø24mm
- Packing : Per Piece



L-20

ITEM NO.	CODE	CAPACITY	ROLLER
BSR.L20.84	A07.06.032	30 kgs.	Steel
BSR.L20.1284	A07.06.030	15 kgs.	Nylon

2-WHEEL STEEL SWIVEL ROLLER

- Material : Galvanized
- Thread : M10
- Roller : Ø38mm
- Packing : Per Piece



L-20

ITEM NO.	CODE	CAPACITY	ROLLER
BSR.L20.86	A07.06.038	30 kgs.	Steel

TRACK BRACKET FACE FIXING

- Material : Galvanized
- Packing : Per Piece



L-20

ITEM NO.	CODE
BSR.L20.25	A07.06.023
BSR.L20.25A	A07.06.036



SWIVEL SUSPENSION PLATE

- Material : Galvanized
- Packing : Per Piece



L-20

ITEM NO.	CODE
BSR.L20.88	A07.06.025
BSR.L20.89	A07.06.037
BSR.L20.192	A07.06.026

DOOR STOPPER

- Material : Galvanized
- Packing : Per Piece



L-20

ITEM NO.	CODE
BSR.L20.24	A07.06.022

NYLON FLOOR GUIDE

- Material : Nylon
- Finish : White
- Packing : Per Piece

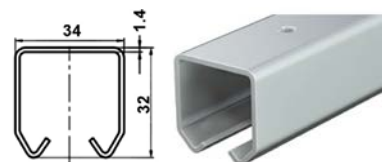


L-20

ITEM NO.	CODE
BSR.L20.161	A07.06.034

GALVANIZED DOOR TRACK

- Material : Galvanized
- Packing : Per Length



L-20

ITEM NO.	CODE	DIMENSION	LENGTH
BSR.L20.GDT.2M	A07.06.028	34 x 32 x 1.4mm	2000mm
BSR.L20.GDT.2.5M	A07.06.040	34 x 32 x 1.4mm	2500mm
BSR.L20.GDT.3M	A07.06.029	34 x 32 x 1.4mm	3000mm
BSR.L20.GDT.4M	A07.06.033	34 x 32 x 1.4mm	4000mm
BSR.L20.GDT.5M	A07.06.039	34 x 32 x 1.4mm	5000mm
BSR.L20.GDT.6M	A07.06.027	34 x 32 x 1.4mm	6000mm

4-WHEEL STEEL FIXED ROLLER

- Material : Galvanized
- Thread : M12
- Roller : Ø38mm
- Packing : Per Set



L.50

ITEM NO.	CODE	CAPACITY	ROLLER
BSR.L50.VSET	A07.08.028		Steel

4-WHEEL STEEL FIXED ROLLER

- Material : Galvanized
- Thread : M12
- Roller : Ø38mm
- Packing : Per Piece



L.50

ITEM NO.	CODE	CAPACITY	ROLLER
BSR.L50.53	A07.08.016	90 kgs.	Steel
BSR.L50.1190	A07.08.021	80 kgs.	Nylon

2 WHEEL STEEL ROLLER

- Material : Galvanized
- Thread : M8
- Roller : Ø38mm
- Packing : Per Piece



BSR.L50.78

BSR.L50.52

L.50

ITEM NO.	CODE	DESCRIPTION
BSR.L50.78	A07.08.022	Swivel, 60 kgs.
BSR.L50.52	A07.08.026	Fixed, 60 kgs.

SWIVEL SUSPENSION PLATE

- Material : Galvanized
- Packing : Per Piece



L.50

ITEM NO.	CODE	DIMENSION
BSR.L50.57	A07.08.017	100 x 31 x 10mm

TRACK BRACKET

- Material : Galvanized
- Packing : Per Piece



L50.58

L50.59

L.50

ITEM NO.	CODE	DESCRIPTION	DIMENSION
BSR.L50.58	A07.08.019	Head Fixing	133 x 48 x 60mm
BSR.L50.59	A07.08.018	Side Fixing	49 x 66 x 103mm

DOOR STOPPER

- Material : Galvanized
- Packing : Per Piece



L.50

ITEM NO.	CODE
BSR.L50.56	A07.08.023

DOOR STOPPER

- Material : Galvanized
- Packing : Per Piece



L.50

ITEM NO.	CODE
BSR.L50.55	A07.08.027

DOOR STOPPER

- Material : Galvanized
- Packing : Per Piece

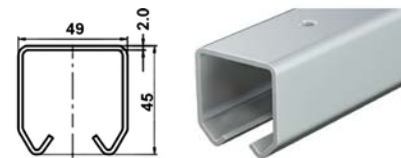


L.250

ITEM NO.	CODE
BSR.L250.259	A07.07.006

GALVANIZED DOOR TRACK

- Material : Galvanized
- Packing : Per Length

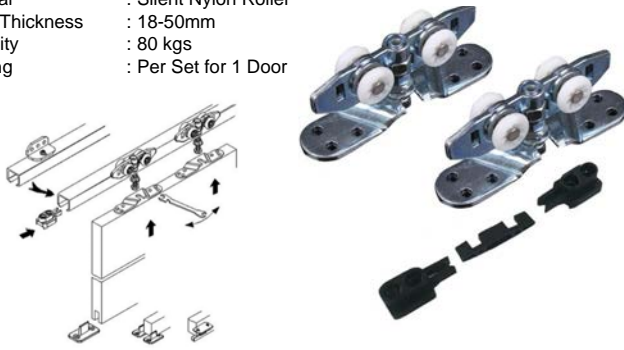


L.50

ITEM NO.	CODE	DIMENSION	LENGTH
BSR.L50.GDT.2M	A07.08.024	49 x 45 x 2.0mm	2000mm
BSR.L50.GDT.3M	A07.08.025	49 x 45 x 2.0mm	3000mm
BSR.L50.GDT.6M	A07.08.020	49 x 45 x 2.0mm	6000mm

X80 SLIDING ROLLER SET FOR WOODEN DOOR

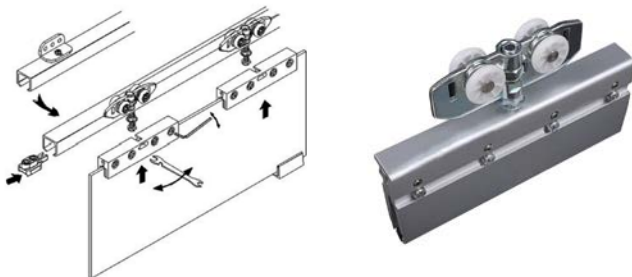
- Material : Silent Nylon Roller
- Wood Thickness : 18-50mm
- Capacity : 80 kgs
- Packing : Per Set for 1 Door



ITEM NO.	CODE	DESCRIPTION
BSR.X80.SET	A07.05.002	for Wood, Set with screws

X80GD SLIDING ROLLER SET FOR GLASS DOOR

- Material : Silent Nylon Roller
- Glass Thickness : 8-12mm
- Capacity : 80 kgs
- Packing : Per Set for 1 Door



ITEM NO.	CODE	DESCRIPTION
BSR.X80GD.SET	A07.05.003	for Glass, Set with screws

X80 ALUM DOOR TRACK

- Material : Steel
- Packing : Per Length



ITEM NO.	CODE	DESCRIPTION
BSR.X80.ADT.6M	A07.05.004	6000mm length

X80 SYNCHRONIZED SLIDING DOOR FITTING

- Material : Steel
- Includes : 10M Steel Wire
- Use : Ideal for 4 doors (2 fixed & sliding)
Max. door width of each door = 1.2M
- Packing : Per Set for 2 Sliding Doors



ITEM NO.	CODE	DESCRIPTION
BSR.X80SYNC.10M	A07.05.001	for Wood, Set with screws

S1500 SLIDING ROLLER SET

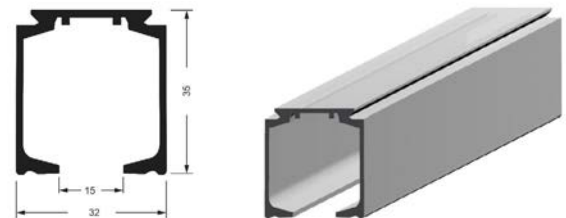
- Material : Aluminum Silver Colored Anodized, White Nylon for Gear
- Function : for 2, 4 and 6 colors
- Door Weight : Max. 50kgs
- Door Thickness : Max. 45mm
- Door Width : Max. 500mm
- Packing : Per Set



ITEM NO.	CODE	DESCRIPTION
S32.S1500ROLLERSET	A07.05.010	White/Gray

S1500 ALUM RAIL

- Material : Aluminum
- Packing : Per Length




ITEM NO.	CODE	LENGTH
S32.S1500.6M	A07.05.015	6000mm

UPPER & LOWER PIVOT FOR H60/H100

- Packing : Per Piece

INCLUDES:

- 4 Screws for Upper Pivot
- 6 Screws, 1 Bearing
- 2 Washers for Lower Pivot



ITEM NO.	CODE
BSR.UP60/100	A07.04.015
BSR.LP60/100	A07.04.014

PIVOT BEARING, TOP AND BOTTOM

- Packing : Per Set

INCLUDES:

- 6 Screws, 3 Big full thread,
- 2 Small full thread, 1 Small with shank



ITEM NO.	CODE
BSR.PB500	F03.02.001

H30 "SILENT" SLIDING DOOR SYSTEM

- Material : Nylon
- Max. Door Weight : 30kg
- Min. Door Thickness : 18mm
- Max. Door Height : 2500mm
- Packing : Per Set



ALUMINUM TRACK



SET WITH

2 Rollers, 1 Floor Guide
2 Stoppers & Screws

ITEM NO.	CODE	LENGTH
BSR.H30.SET	A07.04.001	30 kg Capacity
BSR.H30.ADT.2M	A07.04.002	2 Meters
BSR.H30.ADT.3M	A07.04.003	3 Meters
BSR.H30.ADT.4M	A07.04.004	4 Meters
BSR.H30.ADT.5M	A07.04.005	5 Meters
BSR.H30.ADT.6M	A07.04.006	6 Meters

H45 "SILENT" SLIDING DOOR SYSTEM

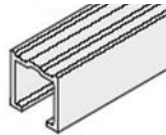
- Material : Nylon
- Max. Door Weight : 45kg
- Min. Door Thickness : 22mm
- Max. Door Height : 2500mm
- Packing : Per Set



ALUMINUM TRACK

H60 "SILENT" SLIDING DOOR SYSTEM

- Material : Nylon
- Max. Door Weight : 60kg
- Min. Door Thickness : 22mm
- Max. Door Height : 2500mm
- Packing : Per Set



H100 "SILENT" SLIDING DOOR SYSTEM

- Material : Nylon
- Max. Door Weight : 100kg
- Min. Door Thickness : 22mm
- Max. Door Height : 2500mm
- Packing : Per Set



SET WIDTH

2 Rollers, 1 Floor Guide
2 Stoppers & Screws

ITEM NO.	CODE	LENGTH
BSR.H45.SET	A07.04.032	45 kg Capacity
BSR.H60.SET	A07.04.007	60 kg Capacity
BSR.H100.SET	A07.04.016	100 kg Capacity
BSR.H60/100.ADT.2M	A07.04.008	2 Meters
BSR.H60/100.ADT.2.5M	A07.04.013	2.5 Meters
BSR.H60/100.ADT.3M	A07.04.009	3 Meters
BSR.H60/100.ADT.4M	A07.04.010	4 Meters
BSR.H60/100.ADT.5M	A07.04.011	5 Meters
BSR.H60/100.ADT.6M	A07.04.012	6 Meters

H160 "SILENT" SLIDING DOOR SYSTEM

- Material : Nylon
- Max. Door Weight : 160kg
- Min. Door Thickness : 35mm
- Max. Door Height : 2500mm
- Packing : Per Set



ALUMINUM TRACK



SET WITH

2 Rollers, 1 Floor Guide
2 Stoppers & Screws

ITEM NO.	CODE	LENGTH
BSR.H160.SET	A07.04.017	160kg Capacity
BSR.H160.ADT.2M	A07.04.019	2 Meters
BSR.H160.ADT.2.5M	A07.04.018	2.5 Meters
BSR.H160.ADT.3M	A07.04.020	3 Meters
BSR.H160.ADT.4M	A07.04.021	4 Meters
BSR.H160.ADT.5M	A07.04.022	5 Meters
BSR.H160.ADT.6M	A07.04.023	6 Meters

H250 "SILENT" SLIDING DOOR SYSTEM


- Material : Nylon
- Max. Door Weight : 250kg
- Min. Door Thickness : 35mm
- Max. Door Height : 2500mm
- Packing : Per Set



ALUMINUM TRACK

SET WITH

2 Rollers, 1 Floor Guide
2 Stoppers & Screws



ITEM NO.	CODE	LENGTH
BSR.H250.SET	A07.04.024	250 kg Capacity
BSR.H250.ADT.2M	A07.04.025	2 Meters
BSR.H250.ADT.3M	A07.04.026	3 Meters
BSR.H250.ADT.4M	A07.04.027	4 Meters
BSR.H250.ADT.5M	A07.04.028	5 Meters
BSR.H250.ADT.6M	A07.04.029	6 Meters

H80 "SILENT" SLIDING DOOR SYSTEM W/ SOFT CLOSE

- Material : Nylon
- Max. Door Weight : 80kg
- Min. Door Thickness : 35mm
- Max. Door Height : 2500mm
- Packing : Per Set



ITEM NO.	CODE	LENGTH
BSR.H80SC.SET	A07.04.030	
BSR.H80.ADT.6M	A07.04.031	6M



SLIDING BARN DOOR ROLLER SET

- Material : Galvanized
- Finish : Black
- Door Thickness : 35-60mm
- Door Weight : 80kg
- Application : Wooden Door
- Packing : per Set for 1 door
Includes: 2 rollers, 2 stoppers, 1 bottom guide, and mounting screws
Excluding: Soft close damper, Top track (Sold Separately)



BDH11

BDH22

ITEM NO.	CODE
BSR.BDH22	A07.01.001
BSR.BDH11	A07.01.002

Possible Combination: BDH11 + BDH99 + BDH88
Possible Combination: BDH22 + BDH99 + BDH88

TOP TRACK

- Material : Aluminum
- Finish : Black
- Application : Top Track for BDH11 and BDH22
- Packing : Per Length



ITEM NO.	CODE	LENGTH
BSR.BDH88.TRACK.2M	A07.01.003	2000mm

SLIDING BARN DOOR ROLLER COMPLETE SET

- Material : Galvanized
- Finish : Black
- Door Thickness : 40-60mm
- Door Weight : 80kg
- Top Rail Length : 2M
- Application : Wooden Door
- Packing : Per Set for 1 door
Includes: 2 rollers, 2 soft close damper, 1 bottom guide, 1 top rail (2M), mounting screws and bracket

ITEM NO.	CODE
BSR.BDS002.2M.SC	A07.01.007

OPTIONAL ACCESSORIES

SOFT CLOSE DAMPER

- Finish : Black
- Description : Soft Close for BDH22, BDH11, BDS003, BDS004, BDS005, BDS006
- Packing : Per Pair



ITEM NO.	CODE
BSR.BDH99.DAMPER	A07.01.004

BOTTOM TRACK

- Material : Aluminum
- Application : Top Track for BDH11 and BDH22
- Packing : Per Length

BOTTOM GUIDE

- Material : Galvanized
- Application : Door guide for BDH75.BT
- Packing : Per Piece



ITEM NO.	CODE	LENGTH
BSR.BDH75.BT.2M	A07.01.005	2000mm
BSR.BDH76.BG	A07.01.006	

BARN DOOR HANDLE

- Material : Steel
- Finish : Black
- Packing : Per Piece




ITEM NO.	CODE
BSR.BDS47.BLK	A07.01.008

BARN BOTTOM GUIDE

- Material : Steel
- Finish : Black
- Packing : Per Piece



ITEM NO.	CODE
BSR.BDS48.BLK	A07.01.009



SINGLE TRACK DOUBLE SLIDING BARN DOOR ROLLER SET FOR 2 DOORS

- Material : Galvanized
- Finish : Black
- Door Thickness : 35-60mm
- Door Weight : 80kg
- Top Rail Length : 3M
- Application : Wooden Door
- Packing : per Set for 2 doors
Includes: 4 Rollers, 2 Stoppers, 2 Bottom guide, 3M Single Track and Mounting Screws



ITEM NO.	CODE
BSR.BDS003.3M	A07.01.010

TOP MOUNTED SLIDING BARN DOOR ROLLER SET

- Material : Galvanized
- Finish : Black
- Door Thickness : 35-60mm
- Door Weight : 80kg
- Top Rail Length : 2M
- Application : Wooden Door
- Packing : per Set for 2 doors
Includes: 2 Rollers, 2 Stoppers, 1 Bottom guide, 2M Splicing Rail and Mounting Screws


Excluding: Soft close damper, Top track (Sold Separately)



ITEM NO.	CODE
BSR.BDS004.2M	A07.01.011

BIG WHEEL SLIDING BARN DOOR ROLLER SET

- Material : Galvanized
- Finish : Black
- Door Thickness : 35-60mm
- Door Weight : 80kg
- Top Rail Length : 2M
- Application : Wooden Door
- Packing : per Set for 1 door
Includes: 2 Rollers, 2 Stoppers, 1 Bottom guide, 2M Splicing Rail and Mounting Screws



ITEM NO.	CODE
BSR.BDS005.2M	A07.01.012

RHOMBUS SLIDING BARN DOOR ROLLER SET

- Material : Galvanized
- Finish : Black
- Door Thickness : 35-60mm
- Door Weight : 80kg
- Top Rail Length : 2M
- Application : Wooden Door
- Packing : per Set for 1 door
Includes: 2 Rollers, 2 Stoppers, 1 Bottom guide, 2M Splicing Rail and Mounting Screws



ITEM NO.	CODE
BSR.BDS006.2M	A07.01.013

BARN SLIDING DOOR LATCH HOOK

- Material : Stainless Steel
- Finish : Black
- Packing : Per Set



ITEM NO.	CODE	DIMENSION
BSR.BDL002.BLK	A07.01.015	6" Length

BARN SLIDING DOOR LATCH LOCK

- Material : Steel
- Finish : Black
- Packing : Per Set



ITEM NO.	CODE	DIMENSION
BSR.BDL008.BLK	A07.01.017	35 x 56mm (wedge)

BARN SLIDING DOOR 90 DEGREE DOOR LATCH

- Material : Steel
- Finish : Black
- Packing : Per Set



ITEM NO.	CODE	DIMENSION
BSR.BDL003.BLK	A07.01.016	62 x 70mm

INVISIBLE BARN DOOR SLIDING SYSTEM



- Material : Aluminum and Nylon Roller
 - Door Thickness : 40mm
 - Weight Capacity : 80kg
 - Door Width : 1070-1200mm
 - Door Way Opening : 800-930mm
 - Top Rail Length : 1.2M
 - Application : Wooden Door
 - Packing : per Set for 1 door
- Buffer soft close 60mm
 - Anti-fall system / Secure and safe
 - Removable buffer positioning
 - Easy adjustment
 - Smooth and quiet door slide
 - Aluminum track
- Includes: 1 Main Roller, 2 Side Wheels, 2 Ground Wheels, 1 Bottom guide, 1 Bottom Rail, 2 Damper, 1 Top Track, Mounting Screws and Accessories



ITEM NO.	CODE
BSR.IBDH	A07.01.014

MINI SLIDING BARN DOOR SET



- Material : Carbon Steel
 - Finish : Black
 - Door Thickness : 20-25mm
 - Door Weight : 50kg
 - Top Rail Length : 1M
 - Application : Wooden Door
 - Packing : Per Set for 1 door
- Includes: 4 rollers, 1 top rail (1M), 1 bottom guide, 4 stoppers and screws(assorted)



ITEM NO.	CODE
BSR.MBDS050.1M	A07.01.018

180° BI-FOLD DOOR SYSTEM



- Material : Stainless Steel
- Max. Door Weight : 50kgs
- Door Thickness : 40-44mm
- Door Width : Fits 700mm, 800mm, 900mm, 1000mm, 1100mm
- Description : 180° Folding Door
- Packing : Per Piece



ITEM NO.	CODE	DESCRIPTION
BSR.CML180L	A02.01.003	Left Door Opening
BSR.CML180R	A02.01.004	Right Door Opening

GLASS SLIDING DOOR SERIES (SHOWER ROOM)

- Material : SUS304 Stainless Steel
- Finish : Satin Stainless Steel
- Glass Thickness : 8-10mm

**SUS
304**

A002-1



SLIDING ROLLER

A002-2



GLASS CLAMP

A002-3



FIXING ROLLER SUPPORT

A002-4



END FLANGE

A002-5



STOPPER

A002-8



TUBE

A014-6



BOTTOM GUIDE

A002-7



SLIDING DOOR HANDLE

A014-9



CORNER RAIL CONNECTOR

A014-10

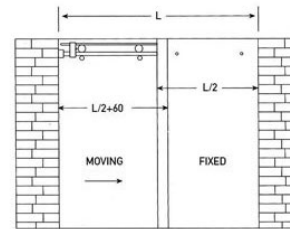
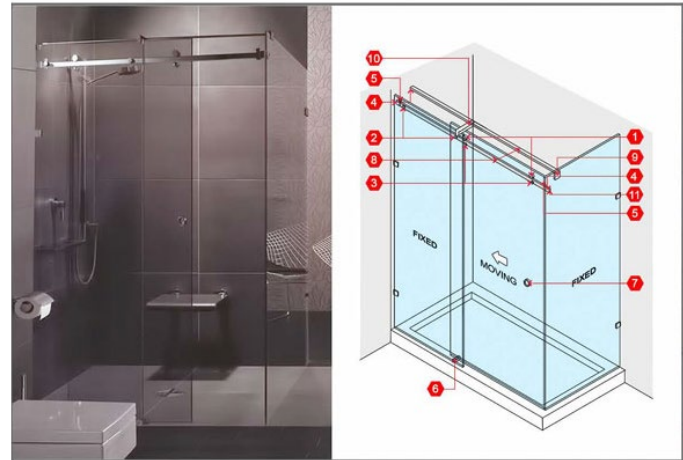


TOP RAIL CONNECTOR

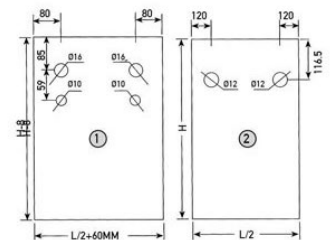
A014-11



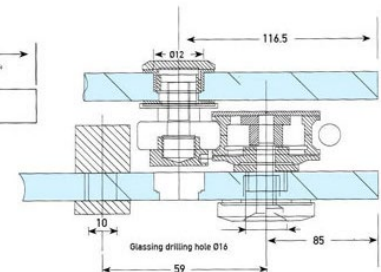
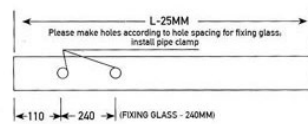
SIDE GLASS FIXING BRACKET



INSTALLATION DETAIL



BORE DIMENSION DETAIL



SECTIONAL INSTALLATION DIAGRAM
30 x 10 Square pipe with anti-skip rod

ITEM NO.	CODE
BSR.GS.A002-1.PSS	A07.03.001
BSR.GS.A002-2.PSS	A07.03.002
BSR.GS.A002-3.PSS	A07.03.003
BSR.GS.A002-4.PSS	A07.03.004
BSR.GS.A002-5.PSS	A07.03.005
BSR.GS.A014-6.PSS	A07.03.008
BSR.GS.A002-7.PSS	A07.03.006
BSR.GS.A002-8.PSS.2M	A07.03.007
BSR.GS.A014-9.PSS	A07.03.011
BSR.GS.A014-10.PSS	A07.03.010
BSR.GS.A014-11.PSS	A07.03.009

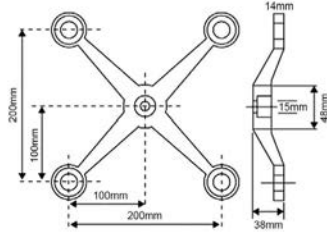
GLASS SPIDER FITTINGS

- Material : SUS304 Stainless Steel
- Finish : Satin Stainless Steel
- Glass Thickness : 10-19mm
- Packing : Per Set

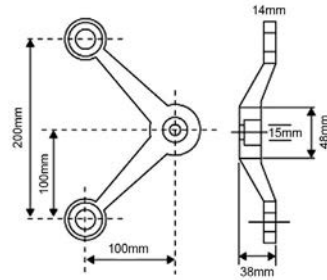
**SUS
304**



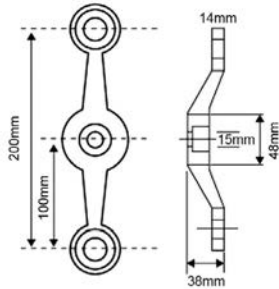
SF200.4A
FOUR ARM
POST MOUNTED FITTING



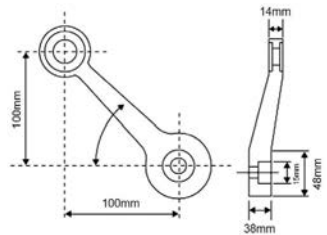
SF200.2A.90
DOUBLE ARM 90°
POST MOUNTED FITTING



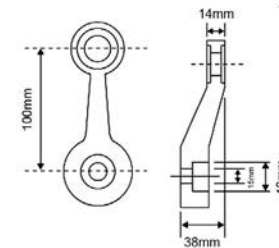
SF200.2A.180
DOUBLE ARM 180°
POST MOUNTED FITTING



SF150.1A
SINGLE LONG ARM
POST MOUNTED FITTING



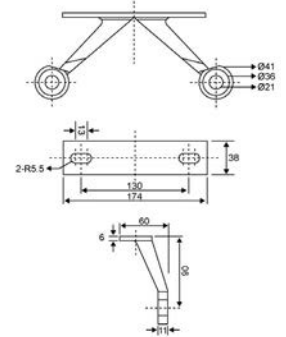
SF110.1A
SINGLE ARM
POST MOUNTED FITTING



*SPU



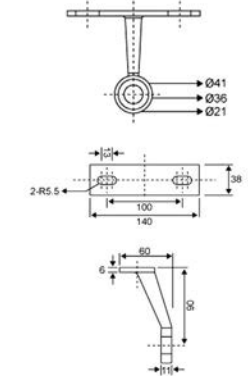
SF200D.4F
FOUR ARM
GLASS MOUNTED FITTING



*SPU



SF200D.2F
TWO ARM
POST MOUNTED FITTING



Spider Fitting Connectors Included per Set



Router



Spider Base

ITEM NO.	CODE
BSR.SF200.4A	A03.01.006
BSR.SF200.2A.90	A03.01.002
BSR.SF200.2A.180	A03.01.003
BSR.SF150.1A	A03.01.004
BSR.SF110.1A	A03.01.005
BSR.SF200D.4F	A03.01.XXX
BSR.SF200D.2F	A03.01.XXX


GLASS CONNECTORS

- Material : SUS304 Stainless Steel
- Finish : Satin Stainless Steel
- Glass Thickness : 10-12mm
- Packing : Per Piece


**SUS
304**



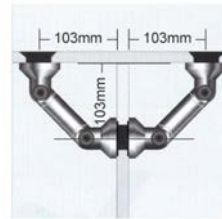
PP60E.1
GLASS TO GLASS CORNER CONNECTOR



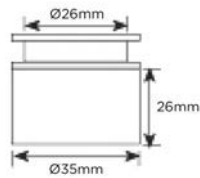
PP60E.3
GLASS TO WALL CORNER CONNECTOR



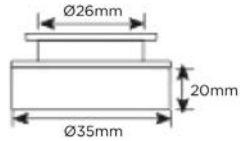
PP60E.4
CLAMPING CONNECTOR



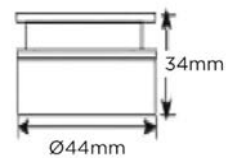
FGC3540
FIXED GLASS CONNECTOR




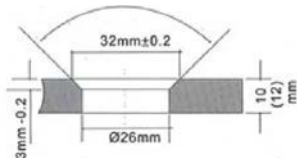
PP60E.7A2/7B
SINGLE POINT FIXING



PP60E.7C
FIXED GLASS CONNECTOR



SINGLE POINT FIXING



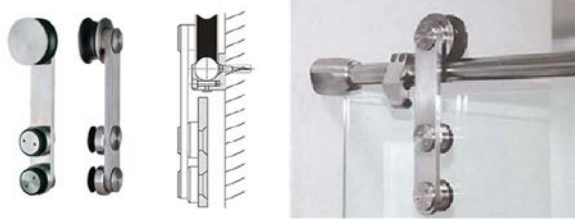
ITEM NO.	CODE
BSR.PP60E.1	A03.01.007
BSR.PP60E.3	A03.01.008
BSR.PP60E.4	A03.01.009
BSR.FGC3540.SS	A03.01.001
BSR.PP60E.7A2	A03.01.011
BSR.PP60E.7B	A03.01.012
BSR.PP60E.7C	A03.01.013

SLIDING DOOR SYSTEM

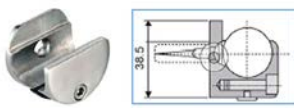
- Material : SUS304 Stainless Steel
- Finish : Satin Stainless Steel
- Glass Thickness : 10-12mm

**SUS
304**

**BSR.GS.B001
GLASS SLIDING ROLLER SET**



SLIDING DOOR ROLLER (2PCS.)



WALL CONNECTOR FOR TRACK (4PCS.)




GLASS CONNECTOR FOR TRACK (4PCS.)



FLOOR GUIDE (1PC.)



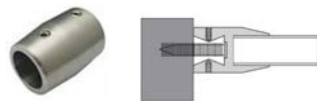
DOOR STOPPER (L/R) (2PCS.)



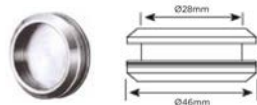
GS.B010
END CAP FOR B025 TUBE



GS.B025.3MTRS
STAINLESS STEEL TUBE
(Ø25 x 3M x 2mm)



GS.B008
TUBE CONNECTOR



GS.B002, PSS
SLIDING DOOR HANDLE

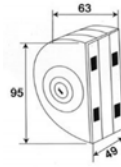
ITEM NO.	CODE
BSR.GS.B001.SS	A07.03.012
BSR.GS.B025.3MTRS	A07.03.013
BSR.GS.B010.SSS	A07.03.016
BSR.GS.B008.SSS	A07.03.015
BSR.GS.B002.SSS	A07.03.014

Access this QR Code to download;
GLASS SLIDING DOOR SYSTEM



GLASS DOOR LOCK

- Material : SUS202 Stainless Steel
- Finish : Satin Stainless Steel
- Glass Thickness : 10-12mm
- Packing : Per Set



DOUBLE CYLINDER

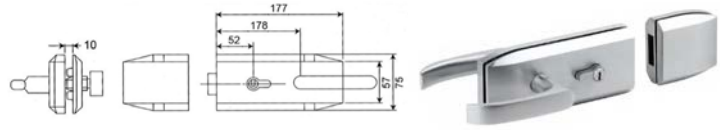


SINGLE CYLINDER

ITEM NO.	CODE	FUNCTION
BSR.GDL168	A03.01.015	Glass to Glass
BSR.GDL138	A03.01.016	Glass to Glass

DOUBLE GLASS DOOR LOCK W/ LEVER

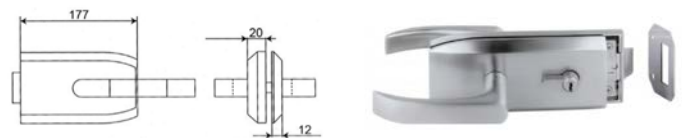
- Material : SUS202 Stainless Steel
- Finish : Satin Stainless Steel
- Glass Thickness : 10-12mm
- Packing : Per Piece



ITEM NO.	CODE	FUNCTION
BSR.GDL1003	A03.01.017	Glass to Glass

SINGLE GLASS DOOR LOCK W/ LEVER

- Material : SUS202 Stainless Steel
- Finish : Satin Stainless Steel
- Glass Thickness : 10-12mm
- Packing : Per Piece



ITEM NO.	CODE	FUNCTION
BSR.GDL1001	A03.01.019	Glass to Wall

FRAMELESS SINGLE GLASS DOOR LOCK

- Material : Zinc Alloy
- Finish : Chrome Plated
- Glass Thickness : 10-12mm
- Packing : Per Piece



ITEM NO.	CODE	FUNCTION
BSR.GDL109A.CP	A03.01.018	Glass to Wall

**SUS
304**

SHOWER GLASS HINGES

- Material : Brass
- Finish : Chrome Plated
- Glass Thickness : 10-12mm
- Door Weight Capacity : 20-25kg
- Description : Self-Closing at 25°, 100K Cycles
- Packing : Per Piece



SH301
90° GLASS TO WALL



SH302
135° GLASS TO GLASS



SH303
180° GLASS TO GLASS



SH304
90° GLASS TO GLASS



SH801
GLASS TO WALL



SH802
90° GLASS TO GLASS



SH803
90° GLASS TO WALL



SH804
135° GLASS TO GLASS



SH805
180° GLASS TO GLASS

ITEM NO.	CODE	FUNCTION
BSR.SH301	A03.03.006	Shower Hinge
BSR.SH302	A03.03.007	Shower Hinge
BSR.SH303	A03.03.008	Shower Hinge
BSR.SH304	A03.03.009	Shower Hinge
BSR.SH801	A03.03.011	Glass Clamp
BSR.SH802	A03.03.012	Glass Clamp
BSR.SH803	A03.03.013	Glass Clamp
BSR.SH804	A03.03.014	Glass Clamp
BSR.SH805	A03.03.015	Glass Clamp

Access this QR Code to download;
SHOWER GLASS HINGES



SHOWER GLASS HINGES

- Material : Stainless Steel
- Finish : Polished Stainless Steel
Matte Black finish only available for SH401, SH403, SH901
- Glass Thickness : 10-12mm
- Door Weight Capacity : 20-25kg
- Description : Self-Closing at 25°, 100K Cycles
- Packing : Per Piece



SH401
90° GLASS TO WALL



SH402
135° GLASS TO GLASS



SH403
180° GLASS TO GLASS



SH404
90° GLASS TO GLASS



SH901
GLASS TO WALL



SH902
90° GLASS TO GLASS



SH903
90° GLASS TO WALL



SH904
135° GLASS TO GLASS

ITEM NO.	CODE	FUNCTION
BSR.SH401.PSS	A03.03.018	Shower Hinge
BSR.SH402.PSS	A03.03.019	Shower Hinge
BSR.SH403.PSS	A03.03.020	Shower Hinge
BSR.SH404.PSS	A03.03.021	Shower Hinge
BSR.SH901.PSS	A03.03.022	Glass Clamp
BSR.SH902.PSS	A03.03.023	Glass Clamp
BSR.SH903.PSS	A03.03.024	Glass Clamp
BSR.SH904.PSS	A03.03.025	Glass Clamp
BSR.SH401.MBLK	A03.03.026	Shower Hinge
BSR.SH403.MBLK	A03.03.027	Shower Hinge
BSR.SH901.MBLK	A03.03.028	Glass Clamp

Access this QR Code to download;
SHOWER GLASS HINGES



SHOWER STABILIZER

- Material : Brass
- Finish : Chrome Plated
- Glass Thickness : 10-12mm
- Packing : Per Piece



SH102
TUBE CONNECTOR
CENTER



SH102A
TUBE CONNECTOR
END CAP



SH104
TUBE END HOLDER



SH108
CORNER TUBE
CONNECTOR



SH160.3
POLISHED ROUND TUBE Ø19mm



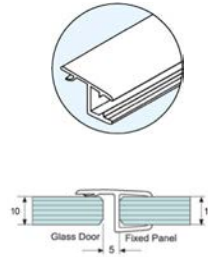
SH906A
GLASS TO WALL SUPPORT BAR

ITEM NO.	CODE	APPLICATION
BSR.SH102	A03.03.002	Tube Connector, Center
BSR.SH102A	A03.03.003	Tube Connector, End Cap
BSR.SH104	A03.03.004	Tube End Holder
BSR.SH108	A03.03.005	Corner Tube Connector
BSR.SH160.3	A03.03.001	Polished Round Tube
BSR.SH906A	A03.03.017	Glass to Wall Support Bar

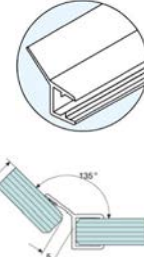
PLASTIC SEAL

- Material : Plastic
- Length : 2.2 Meters
- Glass Thickness : 10mm
- Packing : Per Piece

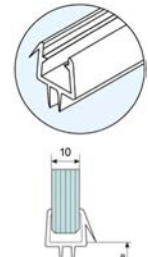
- Applicable for shower doors, sliding doors, glass doors, door bottoms
- Effectively prevents or trap water from overflowing



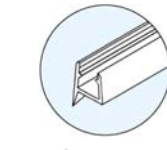
SHPS.01



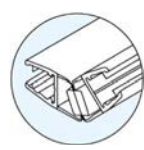
SHPS.03



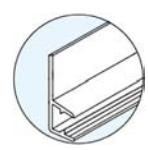
SHPS.06



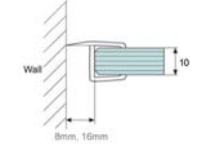
SHPS.04



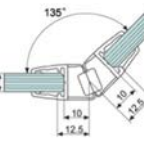
SHPS.08



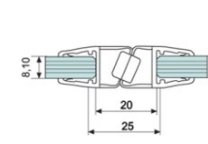
PS04-10



SHPS.07



PS01-10



SHPS.09

ITEM NO.	CODE	FINISH
BSR.SHPS.01	A03.04.002	Clear
BSR.SHPS.03	A03.04.003	Clear
BSR.SHPS.06	A03.04.005	Clear
BSR.SHPS.07	A03.04.006	Clear
BSR.SHPS.04	A03.04.004	Clear
BSR.SHPS.08	A03.04.007	Clear
EL.PS01-10.2.2M.BLK	A03.04.008	Black
EL.PS01-10.2.2M.CLR	A03.04.001	Clear
EL.PS04-10.2.2M	A08.01.001	Clear
BSR.SHPS.9/10.2.2M	A03.04.009	Clear

SHOWER KNOB

- Material : Brass
- Finish : Chrome Plated
- Glass Thickness : 10-12mm
- Packing : Per Piece

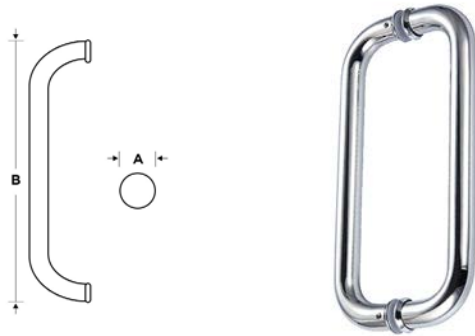


ITEM NO.	CODE	DIMENSION
BSR.SH702	A03.03.010	30 x Ø30mm

C-HANDLE

- Material : SUS304 Stainless Steel
- Finish : Polished Stainless Steel
- Packing : Per Piece

SUS 304

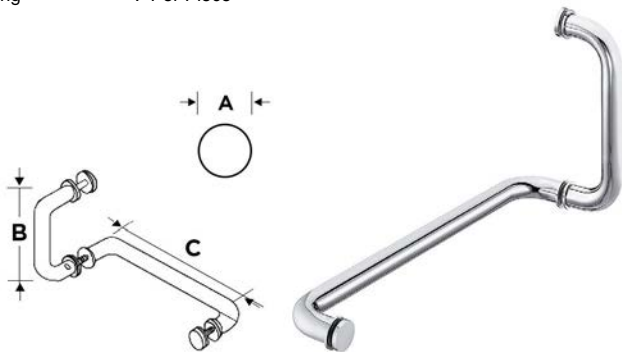


ITEM NO.	CODE	DIMENSION (AxB)
BSR.SH850D.6	A03.02.018	Ø19mm x 6"
BSR.SH850D.16	A03.02.017	Ø25mm x 16"

L-HANDLE

- Material : SUS304 Stainless Steel
- Finish : Polished Stainless Steel
- Packing : Per Piece

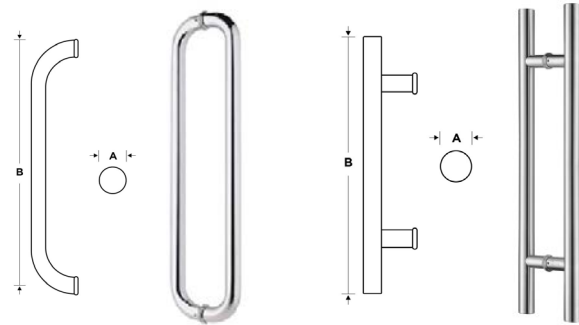
SUS 304



ITEM NO.	CODE	DIMENSION (AxBxC)
BSR.SH850A.6X18	A03.02.014	19mm x 6" x 18"
BSR.SH850A.8X22	A03.02.015	25mm x 8" x 22"
BSR.SH850A.8X22A	A03.02.016	19mm x 8" x 22"

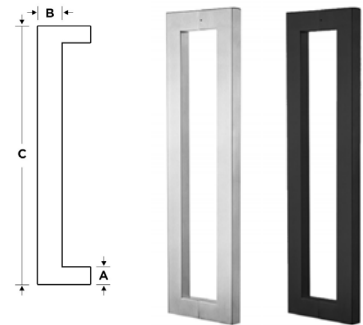
DOOR HANDLE

- Material : Stainless Steel
- Glass Thickness : 8-15mm
- Packing : Per Piece



Note: Satin Stainless Steel finish

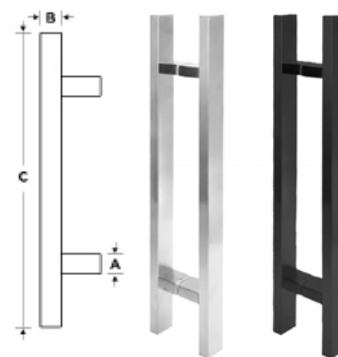
ITEM NO.	CODE	DIMENSION (AxB)	C-C
BSR.GHCR32.30SSS	A08.01.002	Ø32 x 300mm	270mm
BSR.GHCR32.60SSS	A08.01.003	Ø32 x 600mm	570mm
BSR.GHHR25.60SSS	A08.01.004	Ø25 x 600mm	400mm
BSR.GHHR32.60SSS	A08.01.005	Ø32 x 600mm	



SUS 304

Note: Satin Stainless Steel and Black finish, 50mm max. Door Thickness

ITEM NO.	CODE	DIMENSION (AxBxC)	C-C
BSR.GHC3825.80BLK	A03.02.006	25 x 38 x 800mm	765mm
BSR.GHC3825.120BLK	A03.02.007	25 x 38 x 1200mm	1165mm
BSR.GHC3825.80SS	A03.02.008	25 x 38 x 800mm	765mm
BSR.GHC3825.120SS	A03.02.009	25 x 38 x 1200mm	1165mm



SUS 304

Note: Satin Stainless Steel and Black finish, 50mm max. Door Thickness

ITEM NO.	CODE	DIMENSION (AxBxC)	C-C
BSR.GHH3030.80BLK	A03.02.012	30 x 30 x 800mm	500mm
BSR.GHH3030.120BLK	A03.02.013	30 x 30 x 1200mm	900mm
BSR.GHH3030.80SSS	A03.02.010	30 x 30 x 800mm	500mm
BSR.GHH3030.120SSS	A03.02.011	30 x 30 x 1200mm	900mm

HANDRAIL

- Material : SUS304 Stainless Steel
- Finish : Satin
- Packing : Per Piece

SUS 304



SSB4228 ACCESSORIES

SOLD SEPARATELY




SSB4211/SSB4209 ACCESSORIES

SOLD SEPARATELY



SSB4213 ACCESSORIES

SOLD SEPARATELY




SSBRP2"X1.5MM
ROUND PIPE

ITEM NO.	CODE
BSR.SSB4228.SUS304	A06.04.017
BSR.SSB4211.SUS304	A06.04.001
BSR.SSB4209.SUS304	A06.04.002
BSR.SSB4213.SUS304	A06.04.003
BSR.SSB4111A.SUS304	A06.04.007
BSR.SSB4110A.SUS304	A06.04.009
BSR.SSB4111B.SUS304	A06.04.008
BSR.SSB4110B.SUS304	A06.04.010
BSR.SSBGA2.SUS304	A06.04.013
BSR.SSBGA1.SUS304	A06.04.012
BSR.SSBGA5.SUS304	A06.04.014
BSR.SSBBA2.SUS304	A06.04.016
BSR.SSBBA1.SUS304	A06.04.015
BSR.SSBAD25.FLAT	A06.04.011
BSR.SSBSP13X25.SUS304	A06.04.004
BSR.SSBC10.SUS304	A06.04.006
BSR.SSBRP2X1.5MM.SUS304	A06.04.018

HANDRAIL CONNECTOR

- Material : SUS304 Stainless Steel
- Finish : Satin
- Packing : Per Piece

SUS 304

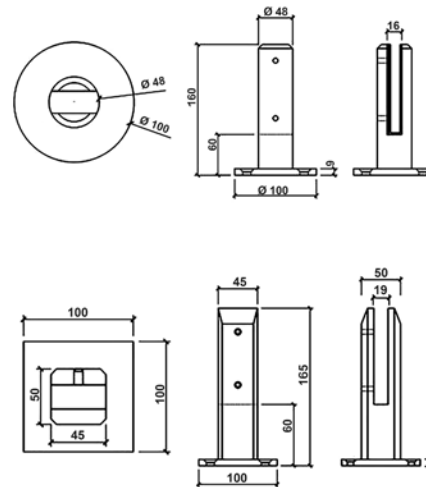


ITEM NO.	CODE
BSR.HC802.SS	A06.04.019
BSR.HC805.SS	A06.04.020

BALUSTRADE SPIGOTS

- Material : SUS304 Stainless Steel
- Finish : PSS,SSS
- Glass Thickness : 10-12mm
- Packing : Per Piece

SUS 304



ITEM NO.	CODE
BSR.BS160R.PSS	A06.04.021
BSR.BS165S.SSS	A06.04.022

NYLON BLACK

- Material : Brass
- Color : Black

Q-SERIES
100% Nylon



NTPQ15
+MX.TP24
ADJUSTABLE FOOT



NTPQ30L/R
+S32.PTP4
RISING HINGE



NTPQ35
+MX.TP27
HANDLE



NTPQ25
+MX.TP21
INDICATOR



NTPQ30
+MX.TP26
CORNER BRACKET



NTPQ40
+MX.TP25
HOOK



NTPQ45
+S32.PTP500
TOILET PAPER HOLDER



NTPQ50
+S32.PTP3
STOPPER

ITEM NO.	CODE	DESCRIPTION	PACKING
BSR.NTPQ15.BLK	A08.02.018	Adjustable Foot	per piece
BSR.NTPQ30L.BLK	A08.02.007	Rising Hinge Left	per pair
BSR.NTPQ30R.BLK	A08.02.008	Rising Hinge Right	per pair
BSR.NTPQ35.BLK	A08.02.021	Handle	per piece
BSR.NTPQ25.BLK	A08.02.014	Indicator	per piece
BSR.NTPQ30.BLK.PCK	A08.02.023	Bracket	per pack
BSR.NTPQ40.BLK	A08.02.019	Coat Hook	per piece
BSR.NTPQ45.BLK	A08.02.009	Paper Holder	per piece
BSR.NTPQ50.BLK	A08.02.006	Stopper	per piece

NYLON BLACK

- Material : Mixed Nylon
- Color : Black

R-SERIES
Mixed Nylon



NTPR15
+S32.PTP13U
ADJUSTABLE FOOT



NTPR30LX/RX
+MX.TP23
RISING HINGE



NTPR35X
+S32.PTP6
HANDLE



NTPR25X
+S32.PTP1
INDICATOR



NTPR30X
+S32.PTP7
CORNER BRACKET

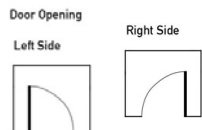


NTPR40X
+S32.PTP2
HOOK

ITEM NO.	CODE	DESCRIPTION	PACKING
BSR.NTPR15.BLK	A08.02.003	Adjustable Foot	per piece
BSR.NTPR30LX.BLK.PAIR	A08.02.024	Rising Hinge Left	per pair
BSR.NTPR30RX.BLK.PAIR	A08.02.025	Rising Hinge Right	per pair
BSR.NTPR35X.BLK	A08.02.010	Handle	per piece
BSR.NTPR25X.BLK	A08.02.002	Indicator	per piece
BSR.NTPR30X.BLK.PCK	A08.02.022	Bracket	per pack
BSR.NTPR40X.BLK	A08.02.005	Coat Hook	per piece

TOILET PARTITION NYLON SET
+MX.TP222

Q-SERIES
100% Nylon



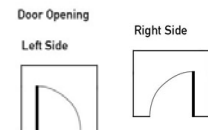
1 SET Consists of :

(1 pc.) Door Lock, (2 pcs.) Door Knob, (1 pair) Hinge-Left & Right, (2 pcs.) Adjustable Foot, (1 pc.) Hook & (6 pairs) Corner Bracket

ITEM NO.	CODE	DESCRIPTION	PACKING
BSR.NTPQ222L.BLK	A08.02.004	Left Side	per set
BSR.NTPQ222R.BLK	A08.02.013	Right Side	per set

TOILET PARTITION NYLON SET
+MX1.TP551

R-SERIES
Mixed Nylon



1 SET Consists of :

(1 pc.) Door Lock, (2 pcs.) Door Knob, (1 pair) Hinge-Left & Right, (2 pcs.) Adjustable Foot, (1 pc.) Hook & (6 pairs) Corner Bracket

ITEM NO.	CODE	DESCRIPTION	PACKING
BSR.NTPR222L.BLK	A08.02.012	Left Side	per set
BSR.NTPR222R.BLK	A08.02.015	Right Side	per set

ADJUSTABLE FOOT

- Material : Stainless Steel
- Finish : Stainless Steel/Black

ABCDEFG
SUS304 Series



+MBL.STP103
STP.A10
STP.A15
STP.A20

SUS304 Body + Cover
SUS202 Inner Base
* for 12mm



+S32.STP104,106,108
STP.B10
STP.B15
STP.B20

SUS304
* for 18mm, *USL



+USL
+S32.STP106A
STP.C15

SUS304
* for 12mm, *USL



+USL
+S32.STPA265, A263
STP.G10
STP.G15

SUS304
* for 12mm, *USL



STP.D1018

SUS304 Solid Body/Fork
SUS304 Inner Base
* for 12mm



STP.E10
STP.E15

SUS304
* for 12mm



STP.F1024
STP.F10E13
STP.F10E18

SUS304 Shoebox
End Cap 13mm/18mm

KLM
SUS202 Series



STP.K10
STP.K15

Zinc/SUS202
* for 12mm



STP.L10
STP.L15

Zinc/SUS202
* for 12mm/18mm



+MX.TP84
STP.M84

SUS202
* for 12mm

ITEM NO.	CODE	HEIGHT	PACKING
BSR.STP.A10	A08.04.001	100-120mm	per piece
BSR.STP.A15	A08.04.009	150-170mm	per piece
BSR.STP.A20	A08.04.010	200-220mm	per piece
BSR.STP.B10	A08.04.017	100mm	per piece
BSR.STP.B15	A08.04.020	150mm	per piece
BSR.STP.B20	A08.04.022	200mm	per piece
BSR.STP.C15	A08.04.021	150mm	per piece
BSR.STP.A263.150	625.20.615	150mm	per piece
BSR.STP.G10	A08.04.038	100mm	per piece
BSR.STP.G15	A08.04.037	150mm	per piece
BSR.STP.D1018.SS	A08.04.068	100-180mm	per piece
BSR.STP.E10.BLK	A08.04.051	100mm	per piece
BSR.STP.E15.BLK	A08.04.052	150mm	per piece
BSR.STP.F1024	A08.04.011	100 x 2400mm	per piece
BSR.STP.F10E13	A08.04.012	13mm	per piece
BSR.STP.F10E18	A08.04.019	18mm	per piece
BSR.STP.K10.SS	A08.04.053	100mm	per piece
BSR.STP.K15.SS	A08.04.054	150mm	per piece
BSR.STP.L10.SS	A08.04.055	100mm	per piece
BSR.STP.L15.SS	A08.04.056	150mm	per piece
BSR.STP.M84	A08.04.046	100-120mm	per piece

RISING HINGE

- Material : Stainless Steel
- Finish : Stainless Steel/Black

ABCDE
SUS304 Series



+S32.STP104
STP.A30 L/R
SUS304



+USL
+S32.STP31
STP.B30 L/R
SUS304



+S32.PTP31L
STP.E31L
SUS304, *USL



+S32.STP31A
STP.C30 L/R
SUS304



+S32.ZTPA244
STP.D30 L/R
Zinc Alloy



+S32.STP31S
STP.C31S
Spacer for C30/D30

KM
SUS202 Series



STP.E30L/R
SUS304



STP.K30L/R
SUS202



+MX.TP83
STP.M83L/R

HANDLE

- Material : Stainless Steel
- Finish : Stainless Steel/Black



+MBL.STP100
STP.A35
SUS304



STP.D35
SUS304 Solid



STP.K35
SUS202

ITEM NO.	CODE	DESCRIPTION	PACKING
BSR.STP.A30L	A08.04.007	Left	per pair
BSR.STP.A30R	A08.04.008	Right	per pair
BSR.STP.B30L	625.20.356	Left	per pair
BSR.STP.B30R	A08.04.025	Right	per pair
BSR.STP.E31L	A08.03.020	Left, Black Finish	per set
BSR.STP.C30L	A08.04.024	Left	per pair
BSR.STP.C30R	A08.04.026	Right	per pair
BSR.STP.D30L	A08.04.035	Left	per pair
BSR.STP.D30R	A08.04.036	Right	per pair
BSR.STP.C31S.BLK	A08.02.001	Black Finish	per set
BSR.STP.C31S.SS	A08.04.015	Stainless Steel Finish	per set
BSR.STP.E30L.BLK	A08.04.057	Left	per pair
BSR.STP.E30R.BLK	A08.04.058	Right	per pair
BSR.STP.K30L.SS	A08.04.059	Left	per pair
BSR.STP.K30R.SS	A08.04.060	Right	per pair
BSR.STP.M83L	A08.04.044	Left	per pair
BSR.STP.M83R	A08.04.045	Right	per pair
BSR.STP.A35	A08.04.003	Handle	per piece
BSR.STP.D35.SS	A08.04.050	Handle	per piece
BSR.STP.K35.SS	A08.04.063	Handle	per pair

BRACKET

- Material : Stainless Steel
- Finish : Stainless Steel/Black



*S32.STP7A
STP.A320
STP.A330
SUS304
2mm/3mm



*MBL.STP108B
STP.B320
SUS304
*for 12mm



*MBL.STP108A
STP.C320
SUS304
*for 12mm

ABC
SUS304 Series



STP.K315
SUS202



STPE.315
SUS202



*MX.TP86
STP.M86

EKM
SUS202 Series

ITEM NO.	CODE	PACKING
BSR.STP.A320	A08.04.030	per pair
BSR.STP.A330	A08.04.029	per pair
BSR.STP.B320	A08.04.006	per set
BSR.STP.C320	A08.04.005	per pair
BSR.STP.K315.SS	A08.04.064	per piece
BSR.STPE.315.BLK	A08.04.065	per piece
BSR.STP.M86	A08.04.048	per pair

STOPPER

- Material : Stainless Steel
- Finish : Stainless Steel
- Packing : Per Piece



STP.D40
SUS202



*S32.STP2
STP.A42



*MBL.STP105
STP.K41
SUS202

AK
SUS304 Series

EKM
SUS202 Series

HOOK

- Material : Stainless Steel
- Finish : Stainless Steel/Black



STP.K40
SUS202



STPE.40
SUS202



*MX.TP85
STP.M85

ITEM NO.	CODE	PACKING
BSR.STP.D40	A08.04.049	per piece
BSR.STP.K41	A08.04.004	per piece
BSR.STP.A42	A08.04.023	per piece
BSR.STP.K40.SS	A08.04.066	per piece
BSR.STPE.40.BLK	A08.04.067	per piece
BSR.STP.M85	A08.04.047	per piece

INDICATOR

- Material : Stainless Steel
- Finish : Stainless Steel/Black



*MBL.STP101
STP.A25
SUS304



*S32.STP887
STP.B25
SUS304



*S32.ZTP.A242
STP.D25
Zinc Alloy



STPE.25
SUS304

KM
SUS202 Series



STP.K25
SUS202



*MX.TP81
STP.M81

ITEM NO.	CODE	PACKING
BSR.STP.A25	A08.04.002	per piece
BSR.STP.B25	A08.04.031	per piece
BSR.STP.D25	A08.04.032	per piece
BSR.STP.E25.BLK	A08.04.061	per set
BSR.STP.K25.SS	A08.04.062	per set
BSR.STP.M81	A08.04.042	per piece

TOILET PARTITION STAINLESS STEEL SET

M-SERIES
SUS202



Door Opening

Left Side

Right Side




1 SET Consists of :

(1 pc.) Door Lock, (1 pair) Hinge-Left & Right,
(2 pcs.) Adjustable Foot, (1 pc.) Hook & (6 pairs) Corner Bracket

ITEM NO.	CODE	DESCRIPTION	PACKING
BSR.STP.M888L.SS	A08.04.041	Left Side	per set
BSR.STP.M888R.SS	A08.04.043	Right Side	per set

TOP RAIL

- Material : Aluminum
- Length : 3 Meters
- Board Thickness : 12-18mm
- Packing : Per Length



ITEM NO.	CODE	BT (mm)	FINISH
BSR.PTPP20.BLK	A08.03.007	12-18mm	Black
BSR.STPP20.SL	A08.03.021	12-18mm	Silver
BSR.STPP20.HAIRLINE	A08.03.024	12-18mm	Hairline

U-PROFILE

- Material : Aluminum
- Finish : Satin Nickel/Black
- Board Thickness : 12-18mm
- Packing : Per Length




Note: 2.5M available upon special request.

ITEM NO.	CODE	BT	FINISH	LENGTH
BSR.PTP.P33.BLK	A08.03.003	12mm	Black	1.85M
BSR.STP.P33.SN	A08.03.017	12mm	Satin Nickel	1.85M
BSR.STP.P33.SL	A08.03.002	12mm	Silver	1.85M
BSR.PTP.P33.BLK.2.5M	A08.03.004	12mm	Black	2.5M
BSR.STP.P33.SN.2.5M	A08.03.016	12mm	Satin Nickel	2.5M
BSR.STPP33.18MM.SN.2M	A08.03.001	18mm	Satin Nickel	2M
BSR.STPP33.18MM.SL.2M	A08.03.029	18mm	Silver	2M

ALUM CORNER U-PROFILE


- Material : Aluminum
- Length : 1.85 Meters
- Board Thickness : 12mm
- Packing : Per Length



ITEM NO.	CODE	BT (mm)	FINISH
BSR.STP.P35.SN	A08.03.019	12mm	Satin Nickel
BSR.PTP.P35.BLK	A08.03.005	12mm	Black
BSR.STP.P35.SL	A08.03.028	12mm	Silver

H-PROFILE

- Material : Aluminum
- Length : 1.85 Meters
- Packing : Per Length



ITEM NO.	CODE	BT (mm)	FINISH
BSR.PTPP21.BLK	A08.03.011	18mm	Black
BSR.PTPP21H.BLK	A08.03.010	13mm	Black
BSR.STPP21H.SN	A08.03.012	13mm	Satin Nickel
BSR.STPP21H.SL	A08.03.009	13mm	Silver

EDGE PROFILE

- Material : Aluminum
- Board Thickness : 12mm
- Packing : Per Length



ITEM NO.	CODE	LENGTH	FINISH
BSR.STPP21E.SN	A08.03.023	1.85M	Satin Nickel
BSR.PTPP21E.BLK	A08.03.013	1.85M	Black

TOP RAIL

- Material : Aluminum
- Length : 3 Meters
- Board Thickness : 12mm
- Packing : Per Length



ITEM NO.	CODE	BT (mm)	FINISH
BSR.PTPP25.BLK.3M	A08.03.026	12mm	Glossy Black
BSR.STPP25.SL.3M	A08.03.027	12mm	Silver

U-PROFILE

- Material : Aluminum
- Length : 1.85 Meters
- Board Thickness : 18mm
- Finish : Black
- Packing : Per Length



ITEM NO.	CODE
BSR.PTPP22.BLK	A08.03.015

TOP RAIL COVER

- Material : ABS
- Finish : Black
- Packing : Per Piece



ITEM NO.	CODE
BSR.PTPP20C.BLK	A08.03.008

D' CHANNEL

- Material : Aluminum
- Length : 1800mm
- Board Thickness : 12mm
- Packing : Per Length



ITEM NO.	CODE	BT (mm)	FINISH
BSR.PTPD13.BLK	A08.03.006	12mm	Black
BSR.STPD13.SN	A08.03.018	12mm	Satin Nickel

PUSH PLATE

- Material : SUS304 Stainless Steel
- Packing : Per Piece



**CPH2265
CPH3065**



**CPP2265
CPP3065**



**RPH3010
RPH3889**



**RPP3010
RPP3889**



RPH3075

ITEM NO.	CODE	DIMENSION
BSR.CPH2265	A06.03.001	220 x 65mm
BSR.CPH3065	A06.03.002	300 x 65mm
BSR.CPP2265	A06.03.003	220 x 65mm
BSR.CPP3065	A06.03.004	300 x 65mm
BSR.RPH3010	A06.03.005	300 x 100mm
BSR.RPH3889	A06.03.006	381 x 89mm
BSR.RPP3010	A06.03.007	300 x 100mm
BSR.RPP3889	A06.03.008	381 x 89mm
S32.RPH3075	A06.03.009	300 x 75mm

SIGN PLATE

- Material : Stainless Steel
- Finish : Chrome Plated
- Thickness: 3mm
- Packing : Per Piece



**T1001
Male**



**T1002
Female**



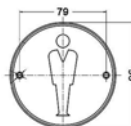
**T1003
Male/Female**



**T1004
Handicap**



**T1005
No Smoking**



ITEM NO.	CODE	DESCRIPTION
S32.T1001.CH	A06.02.016	Male
S32.T1002.CH	A06.02.017	Female
S32.T1003.CH	A06.02.018	Male/Female
S32.T1004.CH	A06.02.019	Handicap
S32.T1005.CH	A06.02.020	No Smoking

NUMBER PLATE

- Material : Stainless Steel
- Finish : Satin Stainless Steel
- Size : 5"
- Thickness: 4mm
- Packing : Per Piece



ITEM NO.	CODE	DESCRIPTION
S32.LPS.A	A06.02.001	Small Letter a
S32.LPS.B	A06.02.002	Small Letter b
S32.LPS.C	A06.02.003	Small Letter c
S32.LPS.D	A06.02.004	Small Letter d
S32.LPS.E	A06.02.005	Small Letter e
S32.NP5.00	A06.02.006	Number 0
S32.NP5.01	A06.02.007	Number 1
S32.NP5.02	A06.02.008	Number 2
S32.NP5.03	A06.02.009	Number 3
S32.NP5.04	A06.02.010	Number 4
S32.NP5.05	A06.02.011	Number 5
S32.NP5.06	A06.02.012	Number 6
S32.NP5.07	A06.02.013	Number 7
S32.NP5.08	A06.02.014	Number 8
S32.NP5.09	A06.02.015	Number 9

NUMBER PLATE

- Material : Stainless Steel
- Finish : Satin Stainless Steel
- Size : 4"
- Thickness: 4mm
- Packing : Per Piece



ITEM NO.	CODE	DESCRIPTION
S32.NP400.SS	A06.02.021	0
S32.NP401.SS	A06.02.022	1
S32.NP402.SS	A06.02.023	2
S32.NP403.SS	A06.02.024	3
S32.NP404.SS	A06.02.025	4
S32.NP405.SS	A06.02.026	5
S32.NP406.SS	A06.02.027	6
S32.NP407.SS	A06.02.028	7
S32.NP408.SS	A06.02.029	8
S32.NP409.SS	A06.02.030	9

ITEM NO.	CODE	DESCRIPTION
S32.NP4A.SS	A06.02.031	A
S32.NP4B.SS	A06.02.032	B
S32.NP4C.SS	A06.02.033	C
S32.NP4D.SS	A06.02.034	D
S32.NP4E.SS	A06.02.035	E
S32.NP4F.SS	A06.02.036	F
S32.NP4G.SS	A06.02.037	G
S32.NP4H.SS	A06.02.038	H
S32.NP4I.SS	A06.02.039	I
S32.NP4J.SS	A06.02.040	J
S32.NP4K.SS	A06.02.041	K
S32.NP4L.SS	A06.02.042	L
S32.NP4M.SS	A06.02.043	M
S32.NP4N.SS	A06.02.044	N
S32.NP4O.SS	A06.02.045	O
S32.NP4P.SS	A06.02.046	P
S32.NP4Q.SS	A06.02.047	Q
S32.NP4R.SS	A06.02.048	R
S32.NP4S.SS	A06.02.049	S
S32.NP4T.SS	A06.02.050	T
S32.NP4U.SS	A06.02.051	U
S32.NP4V.SS	A06.02.052	V
S32.NP4W.SS	A06.02.053	W
S32.NP4X.SS	A06.02.054	X
S32.NP4Y.SS	A06.02.055	Y
S32.NP4Z.SS	A06.02.056	Z

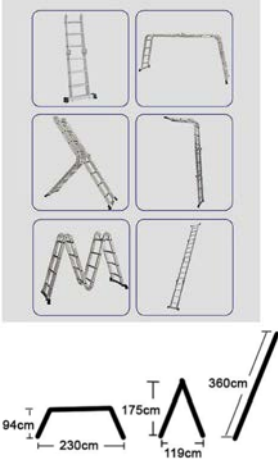
MULTI PURPOSE LADDER

- Material : Aluminum
- Packing : Per Set

FEATURES

13 Different uses and combinations.
 Straight Section Ladder
 Ladder Trestle
 Ladder Stand Off
 Stain Step Scaffold
 Extension Work Platform & Others

EXAMPLE OF USES & COMBINATION



ITEM NO.	CODE	DESCRIPTION
STARK.MPL403.AL	A04.01.001	12 Steps
STARK.MPL404.AL	A04.01.006	16 Steps

HOUSEHOLD LADDER

- Material : Aluminum
- Packing : Per Set

FEATURES

Large platform
 Sturdy, Rails durable & Hard wearing
 150 kgs. max load



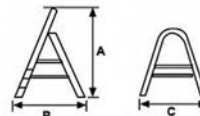
ITEM NO.	CODE	STEPS	DIMENSION
STARK.HL300.AL	A04.01.002	3 Steps	112 x 59 x 40cm
STARK.HL400.AL	A04.01.003	4 Steps	132 x 72 x 43cm

HOUSEHOLD LADDER

- Material : Aluminum
- Load Capacity : 150kg
- Step Distance : 21cm
- Packing : Per Piece

FEATURES

Wide Pedal
 Safety Lock
 Non-Slip Rubber



ITEM NO.	CODE	STEPS	DIMENSION (AxBxC)
STARK.HL003.AL	A04.01.012	3 Steps	108 x 66 x 40cm
STARK.HL004.AL	A04.01.013	4 Steps	128 x 80 x 43cm
STARK.HL005.AL	A04.01.014	5 Steps	148 x 95 x 45cm
STARK.HL006.AL	A04.01.015	6 Steps	168 x 110 x 48cm
STARK.HL007.AL	A04.01.016	7 Steps	188 x 125 x 50cm

MULTI PURPOSE LADDER

- Material : Aluminum
- Load Capacity : 150kg
- Step Distance : 28cm
- Packing : Per Piece

FEATURES

Sturdy Safety Locks
 Slip-resistant Rungs



ITEM NO.	CODE	STEPS	DIMENSION (AxBxCxDxE)
STARK.ML403.AL	A04.01.020	12 Steps	51.5x96x94x169x353cm
STARK.ML404.AL	A04.01.021	16 Steps	51.5x124x122x224x465cm
STARK.ML405.AL	A04.01.022	18 Steps	51.5x152x150x278x576cm

TYPE A LADDER

- Material : Aluminum
- Load Capacity : 150kg
- Step Distance : 28cm
- Packing : Per Piece

FEATURES

- Sturdy Safety Locks
- Slip-resistant Rungs
- Non-Slip Rubber



ITEM NO.	CODE	STEPS	DIMENSION (AxBxC)
STARK.TAL204.AL	A04.01.007	4 Steps	124 x 114 x 245cm
STARK.TAL205.AL	A04.01.008	5 Steps	152 x 142 x 302cm
STARK.TAL206.AL	A04.01.009	6 Steps	180 x 170 x 357cm
STARK.TAL207.AL	A04.01.010	7 Steps	208 x 198 x 413cm
STARK.TAL208.AL	A04.01.011	8 Steps	236 x 226 x 469cm

TELESCOPIC LADDER

- Material : Aluminum
- Load Capacity : 150kg
- Step Distance : 30cm
- Packing : Per Piece

FEATURES

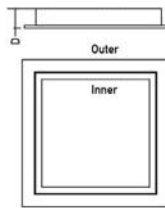
- Slide Latch Locking
- Easy Carrying Handle
- Non-Slip Pad



ITEM NO.	CODE	STEPS	DIMENSION (AxBxC)
STARK.T1029.AL	A04.01.017	10 Steps	46.5 x 75 x 290cm
STARK.T1041.AL	A04.01.018	14 Steps	47 x 87 x 410cm
STARK.T1050.AL	A04.01.019	13 Steps	47 x 98 x 500cm

ACCESS CEILING PANEL

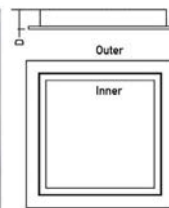
- Material : Galvanized Steel
- Finish : White
- Description : 25mm Depth
- Packing : Per Piece



ITEM NO.	CODE	DIMENSION (OUTER x INNER)	
BSR.ACP400.WH	A06.01.001	420 x 420mm	370 x 370mm
BSR.ACP450.WH	A06.01.002	470 x 470mm	420 x 420mm
BSR.ACP600.WH	A06.01.003	620 x 620mm	585 x 585mm

ACCESS CEILING PANEL

- Material : Aluminum
- Finish : Green Gypsum Board
- Description : 35mm Depth
- Packing : Per Piece



ITEM NO.	CODE	DIMENSION (OUTER x INNER)	
BSR.AAP6060A	A06.01.004	630 x 630mm	600 x 600mm

MODULAR MAT

- Material : EVA Rubber
- Finish : Gray
- Description : 35mm Depth
- Packing : Per Set

CONSIST OF:

- 24 pcs. 15 x 15 interlock mat
- 4 pcs. corners
- 10 pcs. male inclined edge
- 10 pcs. female inclined edge



ITEM NO.	CODE	DIMENSION
BSR.MM6090	A04.01.005	42" x 30"



www.newmika.com.ph



Spice Up Your Space With NewMika Laminates

Reimagine your space with the exciting new shades and textures of NewMika laminates. They bring with them an endless range of possibilities to make your vision come to life.

3561 CST



Designs: **Woodgrains** | **Abstract** | **Metals** | **Solids**
Specification: Standard Thickness: 0.7mm Size: 4ft x 8ft



RESISTANT TO SURFACE WEAR



SCRATCH RESISTANT



DIMENSIONAL STABILITY



BOILING WATER RESISTANT



STEAM RESISTANT



DRY HEAT RESISTANT (AT 180°C)



STAIN RESISTANT



CRACK RESISTANT

info@newmika.com.ph



NEUFORM

premium decorative laminate



The Signature of Finer Taste and Finest Details



Wood Grains



Zebrano
NWD 1203



Sun Bleached
Hickory
NWD 2060



Dark Ridge Oak
NWD 2061



Rosewood
NNS 1232



Royal Oak
NWD 4222



Coastal Hickory
NRW 4030



Indian Rosewood
NWD 1149



Weathered Teak
NWD 1148



Silver Mist Oak
NWD 1033



French Walnut
NDM 2093



Handscraped
Mahogany
NNS 1272



Caramel Apple
Wood
NNS 1273



Rustic Wood
NDM 1268



Milky Way
NWD 2274



Amber Oak
NNS 1270



Warm Chestnut
NRW 4264



Ashwood
NWD 2126



Rift Natural Oak
NWD 1086

Abstract Stones



Black Bahamas
Marble
NST 1241



Beige Milano
Marble
NST 1243



White Calacatta
Marble
NSG 2246



Raw Concrete
NST 2247



Slate Stone
NST 1245



Sand Stone
NST 1244

Textile Leather



Bisque Leather
NLT 1184



Berkshire Elephant
Leather
NLT 1185



Taupe Chambray
NTF 4181



Sky Gray Chevron
NTF 2186



Charcoal
Chambray
NTF 4183



Snow Chambray
NTF 2187

Abstract Metals



Silver Metal
NMT 1160



Copper Metal
NMT 1163



Gold Metal
NMT 1164



Brush Aluminum
NMT 2163

Solid Colors



Charcoal
NSD 1615



Mandarin
Orange
NSD 1615



Red Scarlet
NSG 1622



Green Grass
NSG 1571



Prussian Blue
NSG 1587



Note: Color and design may vary on actual items



ALPI



WOOD&MORE
From ITALY

by Metrowood Veneer Supplies, Inc.

INSPIRED DESIGNS

From traditional to modern, our innovative designs offer visual richness and delightful artistry.

UNSURPASSED QUALITY

Our veneers undergo strict quality testing to withstand the rigors of everyday use and provide resistance to normal wear and tear.

BETTER ECO-EFFICIENCY

Consistently improving, our veneers are manufactured in environments with sustainable production practices to create more with less.

APPLICATION:

- Cabinetry
- Flush Doors
- Wall Panel
- Table Tops
- Home Furniture
- Decorative Items
- Musical Instruments
- Other Architectural & Interior Finishing requirements

SPECIFICATIONS:

- 0.6 thickness, 620mm width, 2000mm-3400mm height
- Laminated to MDF & Marine Plywood (3mm to 18mm thickness)
- Single Face or Double Face Lamination

PVC EDGE BAND



PVC Edgeband is a solid and robust material produced from the most common plastics named Polyvinyl Chloride.

PVC Edgeband is highly resistant to the following:

- Chemical
- UV Light
- Impact
- Abrasion

PVC Edgeband is a 100% Recyclable & Flame Retardant. PVC Edgeband has High Dimensional Stability.

Applications:

- Residential & Office Furniture
- Institutional Caseloads (Laboratories, Hospitals, Medical Offices, Schools, etc.)
- Store Fixtures, Kitchen, Lockers, etc.



FINISH PACKING

- Matte
- Glossy
- Per meter 100m/roll

AVAILABLE SIZES

- 1mm x 22
- 1mm x 29
- 2mm x 34
- 2mm x 49
- 2mm x 29

ALSO AVAILABLE

- PVC Edgeband w/ Bumper
- 1m x 22
- Matte / Glossy
- Per meter 100m/roll

NEUFORM PVC FOAM BOARD



ADVANTAGES

- Water-resistant
- Corrosion-resistant
- Durable
- Fire-resistant
- Flexible
- Paintable
- Budget-friendly

APPLICATIONS

- Home & Office Furniture
- Sign boards & Outdoor Advertising Kiosks
- Construction & Garage door
- POP Displays
- Exhibit Signages
- Kitchen Cabinet
- Sink Cabinet
- Vanity Cabinet

SPECIFICATIONS

Material : PVC
 Finish : White
 Packing : Per Board

THICKNESS DENSITY

THICKNESS	DENSITY
1.8mm	0.40g/cm ²
2.0mm	0.50g/cm ²
3.0mm	0.38g/cm ²
3.0mm	0.50g/cm ³
18.0mm	0.55g/cm ³



- WATER-PROOF
- IGNITION RETARDANCE
SELF-EXTINGUISHING
- MOULD-PROOF
- CORROSION PREVENTION

DECOBOND CONTACT ADHESIVE



DB.G828.1G

3.2 Liters
CONTACT ADHESIVE
828



Recommended for Materials:

- | | |
|----------------------------|-----------|
| 1. High Pressure Laminates | 5. Foam |
| 2. Rubber | 6. Tile |
| 3. Leather | 7. Glass |
| 4. Wood | 8. Metals |

***Sprayable Glue (also available)
 NW: 10.5Kg.**

**GROW UP TO REAL WOOD
 WITH MIKASA FLOORS**

EXCELLENCE IN EVERY LAYER

Mikasa Floors consist of three layers composed of Real Hard Wood, Stabilizing Core and Balancing Layer. Put together using the most modern technology, this construction provides stability and stability to every plank while restricting the expansion and contraction of wood and giving your floor the resilience to stand the test of time and climate.

THE BOND THAT LASTS FOREVER PlankLOC™

A revolutionary technology that locks two planks together without using glue, ensuring that the joints that bind the two planks never open up.

PlankLOC™ allows for ease of installation, giving a seamless look to your floor that withstands the effects of seasonal change and foot traffic.



Specification

- 1800mm x 135mm x 15mm

Available Colors

- Oak Stockholm
- Oak Radiant
- Oak Winter
- Oak Sea Mist
- Oak Smoke House
- Oak Fume
- Noce Imperial
- Oak Moss



Download Mikasa App



DECORATIVE STICKER FROSTED GLASS SERIES



DECORATIVE STICKER OPAQUE SERIES



DECORATIVE STICKER WOODGRAIN SERIES



DECORATIVE STICKER FROSTED GLASS SERIES-TRANSLUCENT



PORTABLE EDGE BANDER



WEBBING STRIP

- Elastic
- Eco-friendly
- High Tenacity
- 50mm x 100meters
- 1 roll =100meters

Used in furniture manufacturing, safety purposes, craft projects, & load securing.



END CUTTING DEVICE



PC70
PLASTIC CUTTER



EC320
EDGE CUTTER



45° CHAMFER BIT
BIT.CHAMFER 45DEG



STRAIGHT BIT W/ BEARING
BIT.STRAIGHT1/2X1/2



FLAT BOTTOM CURVED BLADE
BIT.CLEANBOTTOM1/2X1/2



FLAT BOTTOM CURVED BLADE
L.CHB35

HOT MELT GLUE



DORUS.KS220.HIGH
HI-TEMPERATURE
180 °C - 210 °C

DORUS.IW3920.LOW
LO-TEMPERATURE
140 °C - 170 °C



HOTMELT.180-210C.HT
HI-TEMPERATURE
180 °C - 210 °C

HOTMELT.150-180C.LT
LO-TEMPERATURE
150 °C - 180 °C



DORUS.IW3566.HIGH
HI-TEMPERATURE
180 °C - 210 °C

ADHESIVE SCREW HOLE COVER



Sample Installation

MORE COLORS TO CHOOSE FROM

Packing : per Sheet (70 pcs.)
Size : Ø 16 x 0.3mm
Usage : For covering screw heads or Minifix connectors

CUTTING DISKS



NEUSTONE

SOLID SURFACE

NEUSTONE is 100% solid, 12mm thick.

Made up of high performance acrylic-modified polyester resin, white-grade aluminum trihydrate, poly-chips and pigments.

Solid Colors

Slab Dimension:
3000mm x 760mm x 12mm



NS.401
WARM WHITE



NS.1700
WHITE OSLO

Granite Series

Slab Dimension:
3000mm x 760mm x 12mm



NS.AG612
ASPEN ICEBERG



NS.602
WHITE ALPS



NS.1500
STAR DUST



NS.528
SILVER CLOUD



NS.2481
SILVER FALLS



NS.745
BIANCO ROMANO



NS.522
IVORY FANTASY



NS.2018
SNOWFALL



NS.1642
SUMMER BEACH



NS.1666
BAIN BROOK BROWN



NS.939
INDIAN MOON



NS.8658
MIDNIGHT SUN



NS.1632
SATURNIA



NS.517
BLACK PEARL

*Note: Color and design may slightly vary on actual items.



Please scan to see our complete line of colors



NEUSTONE

SOLID SURFACE & QUARTZ

- Seamless
- Durable
- Repairable
- Stain Resistant
- Corrosion-resistant
- Impact-resistant
- Fire resistant
- Non-porous
- Hygienic
- With wide color selection



Marble Series

Slab Dimension:
3000mm x 760mm x 12mm



NS.M901
MONT BLANC



NS.M718
AFYOU WHITE



NS.M8802
PANSY MARBLE



NS. M8817
BALKAN WHITE



NS. M604
CREMA MARFIL



NS. M705
MANDALA SELECT



NS. M612
DYNASTY GRAY



NS. M351
ANGOLA BLACK

Quartz Series

Slab Dimension:
3200mm x 800mm x 20mm



NQ.3001
ATLANTIC



NQ.3208
PLATINUM WHITE



NQ.5001
ICE WHITE



NQ.7102
WHITE VERA

NEUFORM

Toilet Partition System



TYPE S

Stainless Steel

DIMENSION
Cubicle's 1900mm overall height design includes a 100mm floor clearance.

MATERIALS
High Pressure Laminate
Phenolic Board Stainless Steel
Accessories.



TYPE B

Box Stainless Steel

DIMENSION
Cubicle's 1900mm overall height design includes a 100mm floor clearance.

MATERIALS
High Pressure Laminate
Phenolic Board Stainless Steel Box
Accessories.



TYPE N

Nylon Black

DIMENSION
Cubicle's 1900mm overall height design includes a 100mm floor clearance.

MATERIALS
High Pressure Laminate
Phenolic Board Nylon Black
Accessories.



TYPE H

Hang + Stainless Steel

DIMENSION
Cubicle's 1900mm overall height design includes a 100mm floor clearance.

MATERIALS
High Pressure Laminate
Phenolic Board Stainless Steel
Accessories.

NEUFORM



Compact Boards

Standard Sizes:

- 5ft x 6ft
- 6ft x 6ft

Special Sizes:

- 6ft x 8ft
- 6ft x 12ft
- 6ft x 10ft

Thickness: 12mm (On Stock)
18mm (Special Order)

Woodgrain Series



NFC F0812 6ft x 6ft
COCOA ASH



NFC F8849
NATURE TEAK



NFC F8847
FARRAH LEGNO



NFC F8860
FEATHERED TEAK



NFC F8844
OLD ASH



NFC F0869
POTTED OAK



NFC F0813
URBAN WOOD



NFC F9578
MAUI WENGUE



NFC F5372
PRIME WOOD



NFC F5483
MOCHA FAIRWOOD



NFC 3613
WALNUT



NFC 8501
CHERRY



NFC 7182
FINEWOOD



NFC 7712
MIAMI WALNUT



NFC 3322
WENGUE



NFC 7505
WENGUE CROWN


Solid Series



NFC 7288
LEGAL MAHOGANY



NFC 1932
BEIGE



NFC 1083
HALF BEIGE




NFC 1501
LIGHT GRAY



NFC 1031
PINK



NFC 3326
SKY BLUE



NFC F837
GRAPHITE



NFC 1024
BLACK



Durable



Eco-Friendly



Flexible



Renewable



Fire-Resistant



Stain-Resistant

*Note: Color and design may slightly vary on actual items.

NEUFORM

SPC CLICK LOCK FLOORING

DESIGNED IN ITALY



SPECIFICATION:

1220mmx180mm
T: 4.0mm



ADVANTAGES:

- Durable
- Easy to install
- Easy to clean
- Anti-scratch
- Anti-slip
- Anti-termite
- Zero formaldehyde
- Non-asbestos

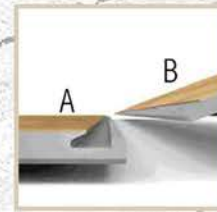
APPLICATIONS:

- Residential
- Hospitals
- Offices
- Gyms/Shops
- Hotels
- Education/Training Centers

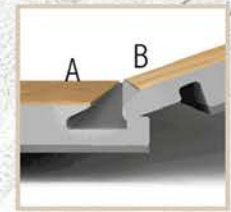
SPC FLOOR STRUCTURE



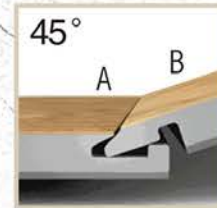
SPC CLICK SYSTEM




1. The plank B is inserted into the groove of plank A.



2. The space between plank B and plank A is 2~3mm.



3. Slide the plank B into 45 degrees and lock it.



4. Level the plank B with A and push it tightly into A.

COLOR COLLECTION



SPC-01



SPC-07



SPC-11



SPC-15



SPC-29



SPC-21



SPC-22



Note: Actual product color may vary from the images shown.

SPECIFICATIONS

Thickness	18mm
	*6mm
Color	White
	Beige

ADVANTAGES

Easy to clean
Budget-friendly
Water-resistant
Impact resistant
Moisture resistant

APPLICATIONS

- High Moisture Area
- Home & Office Furniture
- POP Displays
- Kitchen Cabinet
- Sink Cabinet
- Vanity Cabinet



— **Neuform Warm White (A)***
Made of Hardwood - Eucalyptus



— **Neuform Warm White (B)**
Made of Hardwood & Softwood
- Eucalyptus & Poplar



Neuform Beige (B)
Made of Hardwood & Softwood
- Eucalyptus & Poplar



Pentens®

Green Waterproofing System

WATERPROOFING COATING SERIES

Pentens® T-007
Cement Modifier
(Primer)



T-007 20kg

Pentens® T-100
Water-Based PU Bituminous
Waterproofing Membrane



T-100 20kg

Pentens® FLESEAL T-200H
UV Resistant Elastomeric
PU Waterproofing Coating



UV Resistant
SRI > 86%

Super Elastic
Elongation > 515%



T-200H 20kg

ANTI-CORROSION COATING SERIES

Pentens® E-10
Water-Dispersed
Two-Component Epoxy Resin



E-10-B 18kg E-10-A 18kg

Pentens® E-501S
High Performance
Solvent-Free Putty Filler



E-501S A 18kg E-501S B 9kg

Pentens® E-501 LN
Tank Lining Epoxy Coating



E-501LN A 22.5kg
E-501LN B 9kg

Pentens® E-620F
Water-based Epoxy
Coating



E-620F-A 20kg E-620F-B 2kg

FLOOR COATING SERIES

Pentens® ECO-600TR
Epoxy Clear Coat



600TR-A 20kg 600TR-B 5kg

Pentens® T-303
Moisture Barrier



T-303 A 20kg T-303 B 25kg x2

Pentens® T-250
Colorful Wear-Resistant
Surface Coating



T-250 20kg



DECORATIVE COATING SERIES

Pentens® NPU-12
Water-Based Polyurethane
Nano Coating



NPU-12 A 10kg NPU-12 B 1kg

Pentens® T-250AC
Art Coating



T-250AC 18kg

Pentens® T-009
Water-Based Silylated
PMMA Coating

T-009 18kg



CRYSTALLINE WATERPROOFING COMPOUND SERIES

Pentens® T-308
Crystalline Admixture
Waterproofing



T-308 25kg

STRUCTURE REPAIR SERIES

Pentens® T-802
Waterplug



T-802 20kg

ENERGY SAVING MATERIAL SERIES

Pentens® T-202
Ceramic Coating



T-202 20kg

POLYUREA COATING SERIES

Pentens® SPU-1000
Pure Polyurea Waterproofing
Spray Coating



SPU-1000 A 22.5kg SPU-1000 B 20kg
SPU-1000 A 225kg SPU-1000 B 200kg

Pentens® MPU-111
Manual-Applied
Pure Polyurea Coating



MPU-111 A 2kg
MPU-111 B 2kg

OTHER ITEMS:

FIBERMESH
High Performance Fiberglass Mesh

PTSG -20L
Pressure Tank with Spray & Hose

SGT -2M
Spray Gun + Tube



www.pentens.com.ph

WARM WHITE

• Packing : Per Slab



ITEM NO.	NEW CODE	DIMENSION (L x W x H)
NS.401.3000	D02.03.026	3000mm x 760mm x 12mm

BLACK PEARL

• Packing : Per Slab



ITEM NO.	NEW CODE	DIMENSION (L x W x H)
NS.517.3000	D02.03.034	3000mm x 760mm x 12mm

IVORY FANTASY

• Packing : Per Slab



ITEM NO.	NEW CODE	DIMENSION (L x W x H)
NS.522.3000	D02.03.036	3000mm x 760mm x 12mm

SILVER CLOUD

• Packing : Per Slab



ITEM NO.	NEW CODE	DIMENSION (L x W x H)
NS.528.3000	D02.03.030	3000mm x 760mm x 12mm

WHITE ALPS

• Packing : Per Slab



ITEM NO.	NEW CODE	DIMENSION (L x W x H)
NS.602.3000	D02.03.028	3000mm x 760mm x 12mm

BIANCO ROMANO


• Packing : Per Slab



ITEM NO.	NEW CODE	DIMENSION (L x W x H)
NS.745.3000	D02.03.032	3000mm x 760mm x 12mm

INDIAN MOON

• Packing : Per Slab



ITEM NO.	NEW CODE	DIMENSION (L x W x H)
NS.939.3000	D02.03.044	3000mm x 760mm x 12mm

STAR DUST


• Packing : Per Slab



ITEM NO.	NEW CODE	DIMENSION (L x W x H)
NS.M1500.3000	D02.03.040	3000mm x 760mm x 12mm

SATURNINA


• Packing : Per Slab



ITEM NO.	NEW CODE	DIMENSION (L x W x H)
NS.1632.3000	D02.03.007	3000mm x 760mm x 12mm

SUMMER BEACH

• Packing : Per Slab



ITEM NO.	NEW CODE	DIMENSION (L x W x H)
NS.1642.3000	D02.03.022	3000mm x 760mm x 12mm

BAIN BROOK BROWN


• Packing : Per Slab



ITEM NO.	NEW CODE	DIMENSION (L x W x H)
NS.1666.3000	D02.03.011	3000mm x 760mm x 12mm

WHITE OSLO

• Packing : Per Slab



ITEM NO.	NEW CODE	DIMENSION (L x W x H)
NS.1700.3000	D02.03.003	3000mm x 760mm x 12mm

DECO.J811FALL

• Packing : Per Slab



ITEM NO.	NEW CODE	DIMENSION (L x W x H)
NS.2018.3000	D02.03.020	3000mm x 760mm x 12mm

SILVER FALLS


• Packing : Per Slab



ITEM NO.	NEW CODE	DIMENSION (L x W x H)
NS.2481.3000	D02.03.045	3000mm x 760mm x 12mm

MIDNIGHT SUN

• Packing : Per Slab



ITEM NO.	NEW CODE	DIMENSION (L x W x H)
NS.8658.3000	D02.03.050	3000mm x 760mm x 12mm

ANGOLA BLACK

• Packing : Per Slab



ITEM NO.	NEW CODE	DIMENSION (L x W x H)
NS.M351.3000	D02.03.049	3000mm x 760mm x 12mm

CREMA MARFIL

• Packing : Per Slab



ITEM NO.	NEW CODE	DIMENSION (L x W x H)
NS.M604.3000	D02.03.046	3000mm x 760mm x 12mm

DYNASTY GRAY

• Packing : Per Slab



ITEM NO.	NEW CODE	DIMENSION (L x W x H)
NS.M612.3000	D02.03.048	3000mm x 760mm x 12mm

MANDALA SELECT

• Packing : Per Slab



ITEM NO.	NEW CODE	DIMENSION (L x W x H)
NS.M705.3000	D02.03.047	3000mm x 760mm x 12mm

AFYOU WHITE

• Packing : Per Slab



ITEM NO.	NEW CODE	DIMENSION (L x W x H)
NS.M718.3000	D02.03.039	3000mm x 760mm x 12mm

MONT BLANC

• Packing : Per Slab



ITEM NO.	NEW CODE	DIMENSION (L x W x H)
NS.M901.3000	D02.03.038	3000mm x 760mm x 12mm

PANSY MARBLE

• Packing : Per Slab



ITEM NO.	NEW CODE	DIMENSION (L x W x H)
NS.M8802.3000	D02.03.016	3000mm x 760mm x 12mm

BALKAN WHITE

• Packing : Per Slab



ITEM NO.	NEW CODE	DIMENSION (L x W x H)
NS.M8817.3000	D02.03.024	3000mm x 760mm x 12mm

HOW TO USE A GLUE

- 1 Slab Size (3000 x 760 x 12mm) = 2 Sets of Glue
- 2 Slab Size (3000 x 760 x 12mm) = 3 Sets of Glue
- 2 Slab Size (3000 x 760 x 12mm) = 4 Sets of Glue
- Sold per set

Glue for Neustone Solid Surface Products



ANTLANTIC

• Packing : Per Slab



ITEM NO.	NEW CODE	DIMENSION (L x W x H)
NQ.3201	D02.02.001	3200mm x 800mm x 20mm

PLATINUM

• Packing : Per Slab



ITEM NO.	NEW CODE	DIMENSION (L x W x H)
NQ.3208	D02.02.002	3200mm x 800mm x 20mm

ICE WHITE


• Packing : Per Slab



ITEM NO.	NEW CODE	DIMENSION (L x W x H)
NQ.5001	D02.02.003	3200mm x 800mm x 20mm


WHITE VERA

• Packing : Per Slab




ITEM NO.	NEW CODE	DIMENSION (L x W x H)
NQ.7102	D02.02.004	3200mm x 800mm x 20mm

ITEM NO.	NEW CODE
NQ.3001	D02.02.001




ITEM NO.	NEW CODE
NQ.3208	D02.02.002



ITEM NO.	NEW CODE
NQ.5001	D02.02.003



ITEM NO.	NEW CODE
NQ.7102	D02.02.004



ITEM NO.	NEW CODE
NQ.7600	D02.02.005



FINEWOOD


- Thickness : 12mm
- Packing : Per Board



ITEM NO.	OLD CODE	NEW CODE	DIMENSION (L x W x H)
NFC.FINEWOOD	670.60.133		6FT X 6FT X 12MM

MOCHA FAIRWOOD

- Thickness : 12mm
- Packing : Per Board



ITEM NO.	NEW CODE	DIMENSION (L x W x H)
NFC.F5483.MOCHAFAIRWOOD.6'X6'12MM	D01.04.003	6FT X 6FT X 12MM
NFC.F5483.MOCHAFAIRWOOD.5'X6'12MM	D01.04.008	5FT X 6FT X 12MM

OLD ASH

- Thickness : 12mm
- Packing : Per Board



ITEM NO.	OLD CODE	NEW CODE	DIMENSION (L x W x H)
NFC.F8844.OLDASH	670.60.124	D01.04.008	6FT X 6FT X 12MM

POTTERED OAK

- Thickness : 12mm
- Packing : Per Board



ITEM NO.	OLD CODE	NEW CODE	DIMENSION (L x W x H)
NFC.F0869.POTTEREDOAK	670.60.121	D01.04.005	6FT X 6FT X 12MM

COCOA ASH


- Thickness : 12mm
- Packing : Per Board



ITEM NO.	OLD CODE	NEW CODE	DIMENSION (L x W x H)
NFC.F0812.COCOASH	670.60.122		6FT X 6FT X 12MM

PRIMEWOOD

- Thickness : 12mm
- Packing : Per Board



ITEM NO.	CODE	DIMENSION (L x W x H)
NFC.F5372.PRIMEWOOD.6'X6'12MM	D01.04.009	6FT X 6FT X 12MM

CHERRY


- Thickness : 12mm
- Packing : Per Board



ITEM NO.	OLD CODE	NEW CODE	DIMENSION (L x W x H)
NF1C.CHERRY	670.50.105		5FT X 6FT X 12MM

WALNUT


- Thickness : 12mm
- Packing : Per Board



ITEM NO.	OLD CODE	NEW CODE	DIMENSION (L x W x H)
NF1C.WALNUT	670.50.116		5FT X 6FT X 12MM

MIAMI WALNUT


- Thickness : 12mm
- Packing : Per Board



ITEM NO.	OLD CODE	NEW CODE	DIMENSION (L x W x H)
NFC.7712.MIAMIWALNUT	670.60.135		6FT X 6FT X 12MM

MIAMI WALNUT

- Thickness : 12mm
- Packing : Per Board



ITEM NO.	OLD CODE	NEW CODE	DIMENSION (L x W x H)
NFC.F8844.OLD ASH.5'X6'X12MM		D01.04.024	5FT X 6FT X 12MM

FARRAH LEGNO

- Thickness : 12mm
- Packing : Per Board



ITEM NO.	OLD CODE	NEW CODE	DIMENSION (L x W x H)
NFC.F8847.FARRAHLEGNO	670.60.123		6FT X 6FT X 12MM

FEATHERED TEAK

- Thickness : 12mm
- Packing : Per Board



ITEM NO.	OLD CODE	NEW CODE	DIMENSION (L x W x H)
NFC.F8860.FEATHEREDTEAK	670.60.117	D01.04.001	6FT X 6FT X 12MM

URBAN WOOD

- Thickness : 12mm
- Packing : Per Board



ITEM NO.	OLD CODE	NEW CODE	DIMENSION (L x W x H)
NFC.F0813.URBANWOOD	670.60.120	D01.04.004	6FT X 6FT X 12MM

WENGUE

- Thickness : 12mm
- Packing : Per Board



ITEM NO.	OLD CODE	NEW CODE	DIMENSION (L x W x H)
NF1C.WENGUE	670.50.107		5FT X 6FT X 12MM

MAUI WENGUE

- Thickness : 12mm
- Packing : Per Board



ITEM NO.	OLD CODE	NEW CODE	DIMENSION (L x W x H)
NFC.F9578.MAUIWENGUE	670.60.118		6FT X 6FT X 12MM

WENGUE CROWN


- Thickness : 12mm
- Packing : Per Board



ITEM NO.	OLD CODE	NEW CODE	DIMENSION (L x W x H)
NFC.7505.WENGUECROWN	670.60.136		6FT X 6FT X 12MM

BEIGE

- Thickness : 12mm
- Packing : Per Board



ITEM NO.	OLD CODE	NEW CODE	DIMENSION (L x W x H)
NF1C.BEIGE	670.60.101		6FT X 6FT X 12MM
NFC.BEIGE	670.60.128		6FT X 6FT X 12MM
NF1C.BEIGE	670.50.101		5FT X 6FT X 12MM

HALF BEIGE


- Thickness : 12mm
- Packing : Per Board



ITEM NO.	OLD CODE	NEW CODE	DIMENSION (L x W x H)
NFC.1083.HALFBEIGE	670.60.137		6FT X 6FT X 12MM

LIGHT GREY


- Thickness : 12mm
- Packing : Per Board



ITEM NO.	OLD CODE	NEW CODE	DIMENSION (L x W x H)
NF1C.LIGHTGREY	670.60.103		6FT X 6FT X 12MM
NFC.LIGHTGRAY	670.60.130		6FT X 6FT X 12MM
NF1C.LIGHTGRAY	670.50.103		5FT X 6FT X 12MM

SMOKE GREY


- Thickness : 12mm
- Packing : Per Board



ITEM NO.	OLD CODE	NEW CODE	DIMENSION (L x W x H)
NFC.531.SMOKEGREY	670.60.138		6FT X 6FT X 12MM

SKY BLUE

- Thickness : 12mm
- Packing : Per Board



ITEM NO.	OLD CODE	NEW CODE	DIMENSION (L x W x H)
NF1C.SKYBLUE	670.50.110	D01.02.004	5FT X 6FT X 12MM
NF1C.SKYBLUE	670.60.106		6FT X 6FT X 12MM

PINK


- Thickness : 12mm
- Packing : Per Board



ITEM NO.	OLD CODE	NEW CODE	DIMENSION (L x W x H)
NF1C.PINK	670.50.109	D01.02.003	5FT X 6FT X 12MM

DARK BLUE

- Thickness : 12mm
- Packing : Per Board



ITEM NO.	OLD CODE	NEW CODE	DIMENSION (L x W x H)
NF1C.DARKBLUE	670.50.118	D01.02.005	5FT X 6FT X 12MM
NFC.DARKBLUE	670.60.131		6FT X 6FT X 12MM

GRAPHITE


- Thickness : 12mm
- Packing : Per Board



ITEM NO.	OLD CODE	NEW CODE	DIMENSION (L x W x H)
NFC.GRAPHITE	670.60.132	D01.02.014	6FT X 6FT X 12MM

BLACK

- Thickness : 12mm
- Packing : Per Board



ITEM NO.	OLD CODE	NEW CODE	DIMENSION (L x W x H)
NFC.BLACK	670.60.129		6FT X 6FT X 12MM

PVC FOAM BOARD WHITE


- Material : PVC
- Finish : White
- Thickness : 1.8mm, 2mm, 3mm, 18mm
- Packing : Per Board

ADVANTAGES

- Water-resistant
- Corrosion-resistant
- Durable
- Fire-resistant
- Flexible
- Paintable
- Budget-friendly

APPLICATIONS

- Home & Office Furniture
- Sign boards & Outdoor Advertising Kiosks
- Construction & Garage Door
- POP Displays
- Exhibit Signages
- Kitchen Cabinet
- Sink Cabinet
- Vanity Cabinet



WATER-PROOF



IGNITION RETARDANCE
SELF-EXTINGUISHING



MOULD-PROOF



CORROSION
PREVENTION

ITEM NO.	CODE	DENSITY	DIMENSION (L x W x H)
NF.PVCBOARD.1.80MM	D01.01.003	0.40 g/cm ²	1220mm X2440mm
NF.PVCBOARD.2.0MM	D01.01.001	0.50 g/cm ²	1220mm X2440mm
NF.PVCBOARD.3MM	D01.01.002	0.38 g/cm ²	1220mm X2440mm
NF.PVCBOARD.3MM	D01.01.004	0.50 g/cm ³	1220mm X2440mm
NF.PVCBOARD.6MM(55G/CM3)	D01.01.006	0.55 g/cm ³	1220mm X2440mm
NF.PVCBOARD.18.0MM	D01.01.005	0.55 g/cm ³	1220mm X2440mm

DECOFILM STICKERS

OPAQUE & FROSTED GLASS SERIES

- DecoFilm may be used on various glass applications. It conveniently and economically substitutes for conventional glass etching, sandblasting and color coating, saving you both time and money.
- DecoFilm is also used as a safety backing protection. It prevents glass/mirrors from shattering when broken.
- DecoFilm can be installed in 4 simple steps. Because of its trouble-free installation and removal, you can change it as often as you like.

DECOFILM APPLICATION

- Kitchen Glass Doors (Aluminum Frame Doors)
- Sliding Wardrobe Doors
- Entertainment Cabinets
- Office Glass Shelvings
- Shower Enclosures
- Windows

PVC Film

Thickness of Film	: 90 microns
Thickness of film w/ adhesive	: 115 microns
Tensile strength	: 2.0kg / 25mm
Elongation (vertical)	: 150%
Elongation (horizontal)	: 150%
Adhesion Peel (immediately)	: 0.7kg / 25mm
Adhesion Peel (after 1hr.)	: 0.9kg / 25mm
Adhesion Peel (after 24hr.)	: 1.2kg / 25mm
Ball Tack (J. Dow method)	: Below 20
Cohesion	: N 70,000 sec

TECHNICAL SPECIFICATION


- Decofilm translucent series is the proven solution for long lasting frosted glass effect for various glass applications. It is available in 8 satin colors, with width of 1.23meters.
- Decofilm translucent series is uniform in transmitted and reflected light, the satin surface-finish prevents undesirable glare.
- Decofilm adhesive is repositionable which means placement errors can be corrected before adhesives subside.
- Decofilm translucent contains high grade polymeric plasticizers from Japan and Korea to enhance durability.

INSTALLATION USAGE

- 1.) Clean the glass surface by using glass cleaner or a neutral detergent.
- 2.) Dilute the neutral detergent 50 times by using water and spray onto the glass surface.
- 3.) Cut the glass film larger than the actual application size, spray the neutral detergent on the adhesive side.
- 4.) Fix the DecoFilm onto the glass surface, squeeze it from center to outside by using a squeegee, remove any air bubbles by using a needle.

SOLID BLUE


- Width : 1.06 mtrs
- 1 Roll : 45.7 mtrs
- Thickness : 90 microns
- Packing : Per Meter



ITEM NO.	OLD CODE	NEW CODE
DECO.M3196.S.BLUE	635.25.296	D03.03.011

SOLID RED


- Width : 1.06 mtrs
- 1 Roll : 45.7 mtrs
- Thickness : 90 microns
- Packing : Per Meter



ITEM NO.	OLD CODE	NEW CODE
DECO.M3144.S.RED	635.25.251	D03.03.002

SOLID YELLOW


- Width : 1.06 mtrs
- 1 Roll : 45.7 mtrs
- Thickness : 90 microns
- Packing : Per Meter



ITEM NO.	OLD CODE	NEW CODE
DECO.M3146.S.YELW	635.25.256	D03.03.003

SOLID ORANGE


- Width : 1.06 mtrs
- 1 Roll : 45.7 mtrs
- Thickness : 90 microns
- Packing : Per Meter



ITEM NO.	OLD CODE	NEW CODE
DECO.M3151.S.ORNG	635.25.266	D03.03.005

SOLID GREEN


- Width : 1.06 mtrs
- 1 Roll : 45.7 mtrs
- Thickness : 90 microns
- Packing : Per Meter



ITEM NO.	OLD CODE	NEW CODE
DECO.M3164.S.GREEN	635.25.271	D03.03.006

SOLID SKY BLUE


- Width : 1.06 mtrs
- 1 Roll : 45.7 mtrs
- Thickness : 90 microns
- Packing : Per Meter



ITEM NO.	OLD CODE	NEW CODE
DECO.M3173.S.BLU	635.25.291	D03.03.010

SOLID CREAM


- Width : 1.06 mtrs
- 1 Roll : 45.7 mtrs
- Thickness : 90 microns
- Packing : Per Meter



ITEM NO.	OLD CODE	NEW CODE
DECO.M3197.S.CRM	635.25.301	D03.03.012

SOLID METALLIC GRAY

- Width : 1.06 mtrs
- 1 Roll : 45.7 mtrs
- Thickness : 90 microns
- Packing : Per Meter



ITEM NO.	OLD CODE	NEW CODE
DECO.M3166.S.MGRY	635.25.276	D03.03.007

SOLID BROWN


- Width : 1.06 mtrs
- 1 Roll : 45.7 mtrs
- Thickness : 90 microns
- Packing : Per Meter



ITEM NO.	OLD CODE	NEW CODE
DECO.M3171.S.BRN	635.25.286	D03.03.009

SOLID WHITE


- Width : 1.06 mtrs
- 1 Roll : 45.7 mtrs
- Thickness : 90 microns
- Packing : Per Meter



ITEM NO.	OLD CODE	NEW CODE
DECO.M3150.S.WH	635.25.261	D03.03.004

SOLID BLACK

- Width : 1.06 mtrs
- 1 Roll : 45.7 mtrs
- Thickness : 90 microns
- Packing : Per Meter



ITEM NO.	OLD CODE	NEW CODE
DECO.M3168.S.BLK		D03.03.008

SOLID SATIN WHITE


- Width : 1.24 mtrs
- 1 Roll : 50 mtrs
- Thickness : 0.13 mm
- Packing : Per Meter



ITEM NO.	OLD CODE	NEW CODE
DECO.M3195.S.SNWHITE	635.25.246	D03.03.001

GLITTERY GREY


- Width : 1.24 mtrs
- 1 Roll : 50 mtrs
- Thickness : 0.13 mm
- Packing : Per Meter



ITEM NO.	OLD CODE	NEW CODE
DECO.3683.GLITGREY	635.20.212	D03.02.001

FROSTED GLASS - PINK


- Width : 1.23 mtrs
- 1 Roll : 15 or 50 mtrs
- Thickness : 90 microns
- Packing : Per Meter



ITEM NO.	OLD CODE	NEW CODE
DECO.J218.PINK	635.20.231	D03.02.005

FROSTED GLASS - BROWN


- Width : 1.23 mtrs
- 1 Roll : 15 or 50 mtrs
- Thickness : 90 microns
- Packing : Per Meter



ITEM NO.	OLD CODE	NEW CODE
DECO.J222.BROWN	635.20.241	D03.02.007

FROSTED GLASS - VIOLET


- Width : 1.23 mtrs
- 1 Roll : 15 or 50 mtrs
- Thickness : 90 microns
- Packing : Per Meter



ITEM NO.	OLD CODE	NEW CODE
DECO.J212.VIOLET	635.25.315	D03.02.014

FROSTED GLASS - GREEN


- Width : 1.23 mtrs
- 1 Roll : 15 or 50 mtrs
- Thickness : 90 microns
- Packing : Per Meter



ITEM NO.	OLD CODE	NEW CODE
DECO.J217.GREEN	635.20.226	D03.02.004

FROSTED GLASS - BLUE

- Width : 1.23 mtrs
- 1 Roll : 15 or 50 mtrs
- Thickness : 90 microns
- Packing : Per Meter



ITEM NO.	OLD CODE	NEW CODE
DECO.J220.BLUE	635.20.236	D03.02.006

FROSTED GLASS - CLEAR

- Width : 1.23 mtrs
- 1 Roll : 15 or 50 mtrs
- Thickness : 90 microns
- Packing : Per Meter



ITEM NO.	OLD CODE	NEW CODE
DECO.J215.CLEAR	635.20.216	D03.02.002

FROSTED GLASS - WHITE

- Width : 1.23 mtrs
- 1 Roll : 15 or 50 mtrs
- Thickness : 90 microns
- Packing : Per Meter



ITEM NO.	OLD CODE	NEW CODE
DECO.J216.WHITE	635.20.221	D03.02.003

FROSTED GLASS - GLITTERY WHITE

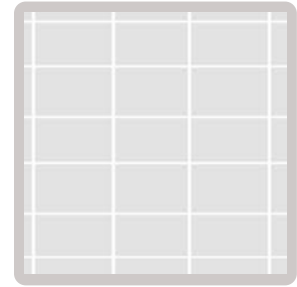
- Width : 1.23 mtrs
- 1 Roll : 15 or 50 mtrs
- Thickness : 90 microns
- Packing : Per Meter



ITEM NO.	OLD CODE	NEW CODE
DECO.GL205.GLWH	635.20.211	D03.02.015

FROSTED GLASS - CHECKERED


- Width : 1.23 mtrs
- 1 Roll : 15 or 50 mtrs
- Thickness : 90 microns
- Packing : Per Meter



ITEM NO.	OLD CODE	NEW CODE
DECO.J811.CHECKRD	635.20.246	D03.02.011

FROSTED GLASS SERIES (TRANSLUCENT) - ASH CUBE

- Width : 1.23 mtrs
- 1 Roll : 15 or 50 mtrs
- Thickness : 0.13 mm
- Packing : Per Meter



ITEM NO.	OLD CODE	NEW CODE
DECO.3531.ASHCUBE	635.20.243	D03.02.009

FROSTED GLASS SERIES (TRANSLUCENT) - WHITE CUBE


- Width : 1.23 mtrs
- 1 Roll : 15 or 50 mtrs
- Thickness : 0.13 mm
- Packing : Per Meter



ITEM NO.	OLD CODE	NEW CODE
DECO.3521.WHITECUBE	635.20.242	D03.02.008

WOODGRAIN OPAQUE - WINTER WALNUT

- Width : 1.24 mtrs
- 1 Roll : 50 mtrs
- Thickness : 0.13 mm
- Packing : Per Meter



ITEM NO.	OLD CODE	NEW CODE
DECO.R3290.WNTWALNUT	635.23.204	D03.04.005

WOODGRAIN OPAQUE - SUMAC OAK

- Width : 1.24 mtrs
- 1 Roll : 50 mtrs
- Thickness : 0.13 mm
- Packing : Per Meter



ITEM NO.	OLD CODE	NEW CODE
DECO.R3226.SMOAK	635.23.205	D03.04.006

WOODGRAIN OPAQUE - CHOCO BEECH

- Width : 1.24 mtrs
- 1 Roll : 50 mtrs
- Thickness : 0.13 mm
- Packing : Per Meter



ITEM NO.	OLD CODE	NEW CODE
DECO.R3009.CHCBECH	635.23.206	D03.04.007

WOODGRAIN OPAQUE - COPPER TONE


- Width : 1.24 mtrs
- 1 Roll : 50 mtrs
- Thickness : 0.13 mm
- Packing : Per Meter



ITEM NO.	OLD CODE	NEW CODE
DECO.R3360.CPRTONE	635.23.208	D03.04.009

WOODGRAIN OPAQUE - PURE TEAK

- Width : 1.24 mtrs
- 1 Roll : 50 mtrs
- Thickness : 0.13 mm
- Packing : Per Meter



ITEM NO.	OLD CODE	NEW CODE
DECO.R3162.PRTEAK	635.23.209	D03.04.010

WOODGRAIN OPAQUE - VETICAN OAK

- Width : 1.24 mtrs
- 1 Roll : 50 mtrs
- Thickness : 0.13 mm
- Packing : Per Meter



ITEM NO.	OLD CODE	NEW CODE
DECO.R3223.VTCNOAK	635.23.200	D03.04.001

WOODGRAIN OPAQUE - WOOD AGLOW

- Width : 1.24 mtrs
- 1 Roll : 50 mtrs
- Thickness : 0.13 mm
- Packing : Per Meter



ITEM NO.	OLD CODE	NEW CODE
DECO.R3334.WDAGLOW	635.23.201	D03.04.002

WOODGRAIN OPAQUE - SPICE CHERRY


- Width : 1.24 mtrs
- 1 Roll : 50 mtrs
- Thickness : 0.13 mm
- Packing : Per Meter



ITEM NO.	OLD CODE	NEW CODE
DECO.R3204.SPCHERRY	635.23.202	D03.04.003

WOODGRAIN OPAQUE - FINE WALNUT

- Width : 1.24 mtrs
- 1 Roll : 50 mtrs
- Thickness : 0.13 mm
- Packing : Per Meter



ITEM NO.	OLD CODE	NEW CODE
DECO.R3287.FNWALNUT	635.23.203	D03.04.004

WOODGRAIN OPAQUE - SEATTLE MAPLE



- Width : 1.24 mtrs
- 1 Roll : 50 mtrs
- Thickness : 0.13 mm
- Packing : Per Meter



ITEM NO.	OLD CODE	NEW CODE
DECO.R3067.STLMAPLE	635.23.207	D03.04.008

MINIFIX CAM COVER

- Usage : For covering screw heads of Minifix connectors
- Dimension : Ø 16 x 0.25mm
- Packing : per sheet (70pcs.)



ITEM NO.	NEW CODE	DESCRIPTION
NFS.3033-W	D03.01.031	Ashen Rosewood
NFS.3056-W	D03.01.023	Ample Maple
NFS.3082-W	D03.01.025	Queer Oak
NFS.3084-W	D03.01.006	Fair Teak
NFS.3127-W	D03.01.010	Absolute Pine
NFS.3153-W	D03.01.016	Tropical Teak
NFS.3163-W	D03.01.021	Favored Teak
NFS.3164-W	D03.01.017	Brewed Teak
NFS.3226-W	D03.01.019	Sumac Oak
NFS.3243-W	D03.01.028	Mineral Oak
NFS.3244-W	D03.01.032	Alloy Oak
NFS.3262-W	D03.01.029	Carbon Wenge
NFS.3267-W	D03.01.014	Swanky Woods
NFS.3289-W	D03.01.026	TRanquility
NFS.3301-W	D03.01.001	Summer Ash
NFS.3361-W	D03.01.018	Limewood Lust
NFS.3369-W	D03.01.005	Chrome Zebrano
NFS.3501-S	D03.01.024	White
NFS.3511-S	D03.01.002	Orchid
NFS.3561-S	D03.01.022	Grey Out
NFS.3564-S	D03.01.003	Fossil Grey
NFS.3646-S	D03.01.030	Black
NFS.3902-W	D03.01.013	Mali Wenge
NFS.5053-W	D03.01.027	Antique Oak
NFS.5136-W	D03.01.004	Oiled Pine
NFS.5166-W	D03.01.007	Winter Beech
NFS.5170-S	D03.01.008	Graphite
NFS.5171-S	D03.01.009	Warm Grey
NFS.5205-W	D03.01.012	Denim
NFS.3501.6X9.S	D03.01.033	White (16x0.25mm)

PENTENS T-100

Water-Based PU Bituminous Waterproofing Membrane

PENTENS T-100 is specially produced PU bituminous waterproofing compound for use on both internal and external surfaces. It will bond perfectly to almost any surface such as concrete, masonry, metal and timber. It may be applied to new or existing structures, and will bond to a damp surface. It can also be mixed with sand, to form a mortar of any desired consistency

ADVANTAGES

- Ease of application
- High elasticity
- Superb adhesive strength
- Can apply directly on damp surfaces.
- Non-toxic

SPECIFICATIONS


- Consumption : 0.40 kg/m²
- Coverage : 50 m²/20 kg/coat
- Packaging : 20 kg/ pail
- Coat : 2 to 3

(Paint Coverage is subjective to surface porosity and method of application)



METHOD OF APPLICATION

- Paint brush
- Paint roller
- Paint spray machine



Areas of application include:

Floor slabs, Suspended floors, Terraces and balconies, Patios, Bathrooms, RC gutters and planter boxes, Swimming pools, Water tanks, Basements and fountains, Retaining walls.

ITEM NO.	OLD CODE	NEW CODE	SIZE
PNT.T100.20KG	410.01.038	D06.02.038	20KG
PNT.T100.20KG.NOBRAND	410.01.084	D06.02.084	20KG

PENTENS E-10SR

Water-Dispersed Two-Component Epoxy Resin

PENTENS E-10 is reactive two component system, consisting of modified phenol-type resin (component A) and water emulsified epoxy resin hardener (component B). This system could actually be formulated using water as a carrier and produces film with outstanding appearance.

ADVANTAGES

- Environmentally friendly
- Can be applied to damp surfaces.
- Can be safely applied to freshly laid hardened (green) concrete.
- Negligible odor and toxicity.
- Has excellent adhesion to most substrates, including brick, masonry, concrete compressed fiberboard, stone and timber

SPECIFICATIONS

- Mixing ratio : 1:1 (1 Part E-10 A, 1 Part E-10 B)
- Packaging : E-10 A : 10kg
E-10 B : 10kg
- Pot life : 30 minutes
- Consumption : 0.2kg/m²
- Coverage : 100m²/set/coat
- Cure time : 24 hrs.

(Coverage is subjective to surface porosity and method of application)



METHOD OF APPLICATION

- Paint brush
- Paint roller
- Paint spray machine

Uses:

- As a primer for water-based waterproofing/floor works.
- As a binder/sealer/ for fiber glass mat in tank lining works.
- New and old concrete bonding agent.
- Multi purpose adhesive.

ITEM NO.	OLD CODE	NEW CODE	SIZE
PNT.E10A.10KG	410.01.082	D06.02.082	10KG
PNT.E10B.10KG	410.01.083	D06.02.083	10KG
PTN.E10SR.A.10KG		D06.02.133	10KG
PTN.E10SR.B.10KG		D06.02.134	10KG

PENTENS E-501LN

Tank Lining Epoxy Coating

PENTENS E-501LN, 100% solid modified epoxy coating designed for high performance waterproofing, chemical resistance and traffic compatibility under wide range of application and serve conditions.

ADVANTAGES

- Non-toxic
- Odorless
- High adhesive strength
- Low viscosity
- Good penetration
- High mechanical and chemical resistance
- Short waiting times

SPECIFICATIONS

- Mixing Ratio : 2.5:1 (2.5 Part E-501LN A, 1 Part of E-501LN B)
- Packaging : E-501LN A: 22.5kg
E-501LN B: 9kg
- Consumption : 0.35kg/m²
- Coverage : 105m²/set/coat
- Pot life : 20 mins.
- Cure time : 72 hrs. (before using tank storage)



METHOD OF APPLICATION

- Paint brush
- Paint roller

(Coverage is subjective to surface porosity and method of application)

PACKAGING

E-501LN (1 Gallon Set)

E-501LN (31.5 kg. Set)

Uses:

Tank lining for sewage tank, waste treatment plant, water purification tank, Industrial flooring underlayment, Mechanical room flooring non-slip surfacing.

ITEM NO.	OLD CODE	NEW CODE	SIZE
PNT.E501LNA.22.5KG	410.01.066	D06.02.066	22.5KG
PNT.E501LNB.9KG	410.01.068	D06.02.068	9KG

PENTENS E-501S / E-502

High Performance Solvent-free Putty Filler

PENTENS E-501S A high strength, excellent adhesion, ready-to-use, solvent-free, two-part epoxy putty filler, and it is environmentally friendly with extremely low VOCs (Volatile Organic Compounds).

ADVANTAGES

- Excellent adhesion to most substrates including brick, masonry, concrete, compressed fiberboard, stone and timber.
- Applied to slightly damp surfaces.
- Excellent resistant damp surfaces.
- Environmentally friendly
- Non-toxicity.
- Excellent wear and impact resistant properties.
- Easy-to-use
- Applied to freshly laid garden (green) concrete

SPECIFICATIONS

- Mixing ratio : 2:1 (2 Part E-501S A, 1 Part E-501S B)
- Packaging : E-501S A: 18kg
E-501S B: 9kg
- Consumption : 0.4kg/m²
- Coverage : 68m²/set/coat
- Cure time : 12 hrs



METHOD OF APPLICATION

- Putty knife
- Metal trowel

Uses:

A sealer coat of water-based and/or solvent-based waterproofing/flooring works, lining works, concrete patching mortar, fill cracks and holes in concrete and masonry structures. As binder/sealer for fiber glass mat in tank



ITEM NO.	OLD CODE	NEW CODE	SIZE
PNT.E501S.A.18KG	410.01.053	D06.02.053	18KG
PNT.E501S.B.9KG	410.01.054	D06.02.054	9KG
PNT.E502.A.18KG	410.01.008	D06.02.008	18KG
PNT.E502.B.9KG	410.01.009	D06.02.009	9KG

PENTENS T-007

Cement Modifier (Primer)

PENTENS T-007, 100% acrylic cement modifier that is based on a proven 100% acrylic polymer. Designed to improve the chemical, corrosion, moisture, and salt resistance of cement renders. It is superior to more common PVA and SBR based modifiers because of its superior durability and resistance to hydrolysis. It has been specifically formulated for use in highly alkaline cement environments. Cement mortars based on Pentens T-007 will adhere to a wide range of materials such as metals, timber, insulation foams as well as new and old concrete.

Not only used as a waterproofing primer but also used as an additive in cement mortars, renders, patching / repair work, GRC panels, and waterproof cementitious coatings.

ADVANTAGES

- Increases durability of concrete and mortars .
- Waterproof
- Suitable for use in contact with drinking water
- Resists acids, alkalis, fats & oils.
- Increases abrasion resistance
- Increase tensile, flexural, impact & compressive strengths.
- Can be applied in thin coats
- Excellent UV durability
- Promotes adhesion superior to PVA's & SBR's

SPECIFICATIONS

- Consumption : 0.30 kg/m²
- Coverage : 267 m²/20kg/coat
- Mixing Ratio : 1:3 (1 part T-007, 3 part water)
- Packaging : 20 kg/ pail
- Dry time : 1-2 hrs.
- Cure time : 24 hrs.

(Paint Coverage is subjective to surface porosity and method of application)

METHOD OF APPLICATION

- Paint brush
- Paint roller



Uses:

As a primer of water-based waterproofing/flooring works, repairs to drinking water and waste water concrete structures, repairs and resurfacing of factory floors, and driveways, New and old concrete bonding agent, Angle fillets and Multi-purpose adhesive.

ITEM NO.	OLD CODE	NEW CODE	SIZE
PNT.T007.20KG	410.01.003	D06.02.003	20KG

PENTENS T-009

Water-based Silylated PMMA Coating

PENTENS T-009 is a PMMA-silylated polymethylmethacrylate resin based coating of good hardness, adhesion, wear resistant, scratch resistant, UV resistant, anti-corrosive sealer, primer & finish for a wide variety of exterior and interior surfaces.

ADVANTAGES

- Outstanding adhesion
- High resistance to weathering and blistering
- Excellent color retention
- Zero VOC
- Additional features like termite-free, stain resistant, and anti-sticking
- Easy clean-up


SPECIFICATIONS

- Consumption : 0.25 kg/m²
- Coverage : 288 m²/ 18kg/ coat
- Mixing ratio : 1:3 (1 part T-009, 3 part water)
- Packaging : 18 kg/ pail

(Paint Coverage is subjective to surface porosity and method of application)

METHOD OF APPLICATION

- Paint brush
- Paint roller



Uses:

Bonding agent/ Primer, Clear/ pigmented industrial floor coating, Clear/ pigmented sealer (mix with filler/ aggregate), Clear/ pigmented outdoor sports floor coating, Clear/ pigmented car park floor coating

ITEM NO.	OLD CODE	NEW CODE	SIZE
PNT.T009.18KG	410.01.055	D06.02.055	18KG

PENTENS FLESEAL T-200H

UV Resistant Elastomeric PU Waterproofing Coating

PENTENS T-200H is based on newly developed water based Polyurathane and Acrylic Polymers. It reduces solar heat absorption in either air-conditioned or non-air conditioned buildings. It removes the majority heat load in building's skin and reduces approximate temperature similar to outdoor shade.

Pentens T-200H is one-part elastomeric cross linking latex co-polymer emulsion designed as exposed water-proofing coating

ADVANTAGES

- High elongation
- Water based. environment friendly.
- Air and UV protection.
- Easy-cleaning and weather resistant
- Chemical resistant and waterproof
- User friendly, suitable on any surface.
- Non-toxic
- Adheres well over aged, galvanized and metal roofs, wood, asphalt or aluminum coatings, polystyrene foam insulation, polyester plastic panels, pre-cast flat concrete, and barrel cement tiles and many roofing materials.
- Prevents ravages of acid rain, freeze thaw, cycles, sunlight, bacteria and fungus

SPECIFICATIONS


- Consumption : 0.25 kg/m²
- Coverage : 80 m²/ 20kg/ coat
- Packaging : 20 kg/ pail
- Dry time : 2 to 4 hrs.
- Cure time : approximately 8 hrs.

(Paint Coverage is subjective to surface porosity and method of application)

- On areas exposed hot: 2 to 3 thin coats

METHOD OF APPLICATION

- Paint brush
- Paint roller
- Paint spray machine



Uses:

RC gutters and planter boxes, Floor slabs, Roof decks, Wood siding/ Fences, External wall, Flat roof, Concrete structures.

ITEM NO.	OLD CODE	NEW CODE	SIZE
PNT.T200H.20KG.WHT	410.10.031	D06.02.031	20KG
PNT.T200H.CLEAR		D06.02.122	20KG
PNT.T200H.SILVERGRAY		D06.02.126	20KG

PENTENS T-202

Ceramic Coating

PENTENS T-202 is a single component, water-based, ready mixed. PU-acrylic based, coarse textured decorative and protective coating finish over prepared concrete, masonry and steel structures.

ADVANTAGES

- Excellent adhesion and durability
- Easy to apply
- Excellent weather resistance
- Water resistant
- High reflection effect
- Vapor permeable
- Good flexibility
- Freeze-thaw resistant

SPECIFICATIONS

- Consumption : 0.36 kg/m²
- Coverage : 56 m²/ 20kg/ coat
- Dry time : 2-4 hrs.
- Cure time : 24 hrs.
- Packaging : 20 kg/ pail

(Paint Coverage is subjective to surface porosity and method of application)

METHOD OF APPLICATION

- Paint brush
- Paint roller
- Paint spray machine



Uses:

As decorative and protective finish coat of concrete, masonry, cement plaster, stucco and PENTENS Thermal Insulation System, Exterior and interior applications, External wall, roof, floor

ITEM NO.	OLD CODE	NEW CODE	SIZE
PNT.T202.DAWNWHITE	410.01.086	D06.02.086	20KG

PENTENS T-305TH
Cementitious Waterproofing Coating

PENTENS T-305TH is cement-based waterproofing coating which incorporates 2 polymer components. It is applied directly to concrete and mortar to prevent water infiltration. This can be for positive and negative waterproofing, sealing of hair-line cracks, and as protective coating against aggressive chemicals such as carbon dioxide.
(e.g in concrete repair works), frost and de-icing agents.



ADVANTAGES	SPECIFICATIONS	
- Pre-batched and ready for use	- Mixing Ratio	: 1:2.5 (1 part T-305TH A, 2.5 part T-305TH B)
- Highly workability	- Packaging	: T-305TH A: 20 kg/ pail T-305TH B: 25 kg/ bag x2
- Good adhesion to sound substrates	- Dry time	: 2-4 hrs.
- Impermeable	- Cure time	: 24 hrs.
- Increased frost and salt resistance	- First Coat Consumption	: 0.9 kg/m ² ;
- Resist carbon dioxide penetration	- Coverage	: 78 m ² / set/ coat
- Non-toxic	- Second Coat Consumption	: 0.4 kg/m ² ;
- Slightly flexible	- Coverage	: 175 m ² / set/ coat
	METHOD OF APPLICATION	
	- Paint brush	
	- Paint roller	
	- Trowel	

Uses:
Portable water tanks, Terraces and balconies, PC gutters Bathroom floors and walls, Basements, Retaining walls, Seawalls

ITEM NO.	OLD CODE	NEW CODE	SIZE
PNT.T305TH.A.20KG	410.01.004	D06.02.004	20KG
PNT.T305TH.B.25KG	410.01.005	D06.02.005	25KG

PENTENS T-308 / T-308M
Crystalline Admixture Waterproofing

PENTENS T-308 is a reactive crystalline type waterproofing, it is an integral waterproofing system added to batches of concrete during mixing process. The active waterproofing chemicals which react with moisture and free lime in the concrete or cement-based causes a catalytic reaction that creates long-chained complexes of non-soluble crystalline formulation which crystallizes in the pores and capillary tracks. These crystals grow and migrate through the concrete to fill in hair-thin pores and microscopic voids up to 0.4mm that would otherwise serve as passages for harmful moisture.



ADVANTAGES	SPECIFICATIONS	
- It works as a dual purpose waterproofing system;	- Mixing ratio	: 1:26 (25kg T-308, 31.5 L water)
- It creates hydrophobic materials instantly and initiates crystal formation in the long run .	- Packaging	: 25 kg/ pail
- Time-saving	- Mixing Time	: 5 mins.
- Cures internally	- Consumption	:
- Environment-friendly		Note: Under certain condition the dosage rate way be between 2% - 3% depending on the quantity.
- It provides significant cost saving because it eliminates labor cost for the application process.		
- Integral protection for the ENTIRE concrete		
- Permanent protection even if the surface is damaged.		
- Heals cracks by crystal formation		

Uses:
Basement floors, and retaining walls, Lift Pits, Concrete flat roof, Swimming pool, Water retaining/excluding structures.

ITEM NO.	OLD CODE	NEW CODE	SIZE
PNT.T308.25KG	410.01.064	D06.02.064	25KG

PENTENS T-802

Waterplug

PENTENS T-802, a blend of hydraulic cements, well-graded sands and chemical additives supplied in dry powder form to seal concrete and masonry as a rapid setting remedy to plug active water instantly.

ADVANTAGES

- Chloride-free does not promote corrosion of the environment
- Ultra-rapid set-instant plugging of leaks
- Easy and safe to use-requires the addition of clean water only.
- Expands as it sets-ensures a permanent watertight seal.
- Good adhesion
- Excellent water-stopping power and hydraulic resistance .
- Similar characteristics and compatible with concrete -durability to equal that of the structure.
- Non-toxic after hardening.

SPECIFICATIONS

- Mixing Ratio : 1:0.3 (1 Part T-802, 0.3 part water)
- Packaging : 20 kg
- Setting time : 30 secs.



Uses:

Portable water tanks, Terraces and balconies, PC gutters Bathroom floors and walls, Basements, Retaining walls, Seawalls

ITEM NO.	OLD CODE	NEW CODE	SIZE
PNT.802.20KG	410.01.063	D06.02.063	20KG

PENTENS NPU-12

Water-based Polyurethane Nano Coating

PENTENS NPU-12, is a nanotechnology HDI based polyurethane coating of finest quality, durable, water repellent, fungus/algae/bacteria resistant, UV resistant, scratch resistant, anti-corrosive sealer, primer & finish for a wide variety of exterior and interior surfaces.

ADVANTAGES

- Outstanding adhesion
- High resistance to weathering and blistering
- Excellent color retention
- Zero VOC
- Additional features like termite-free, stain resistant, and anti-sticking
- Easy clean-up

SPECIFICATIONS

- Mixing ratio : 10:1 (10 part NPU-12A, 1 Part NPU-12B)
- Packaging : NPU-12 A = 10 kg/ pail
NPU-12 B = 1 kg/ can
- Consumption : 0.15 kg/m²
- Coverage : 75m²/ set/ coat
- Cure time : 4-6 hrs. (depend on the porosity of the substrate)



METHOD OF APPLICATION

- Paint brush
- Paint roller

(Coverage is subjective to surface porosity and method of application)

Uses:

Interior/Exterior applicable surfaces: Concrete, Metal, Stone and Tiles

ITEM NO.	OLD CODE	NEW CODE	SIZE
PNT.NPU12T.A.10KG	410.01.079	D06.02.079	10KG
PNT.NPU12T.B.1KG	410.01.080	D06.02.080	1KG
PNT.NPU12TM.A.10KG	410.01.006	D06.02.006	10KG
PNT.TNPU12TM.B	410.01.007	D06.02.007	1KG

PENTENS T-303
Moisture Barrier

PENTENS T-303 is a two-component, moisture barrier and damp-proofing coating. Apply directly to concrete, mortar or stone as sealing and leveling mortar (0.5-3.0mm). It provides an ideal substrate for subsequent epoxy and other coating.



ADVANTAGES

- For internal and external use
- Slightly flexible
- Waterproof, water vapor permeable
- Non-toxic
- Resist carbon dioxide penetration
- Good chemical resistance
- Can be applied over new concrete (after 3 days curing)
- Easy application
- Excellent adhesion
- Increased frost and salt resistance
- Optimal pore sealer

SPECIFICATIONS

- Mixing Ratio : 1:2.5 (1 part T-303A, 2.5 part T-303B)
- Packaging : T-303A : 20 kg/ pail
T-303B : 25 kg/ bag x2
- Consumption : 0.9 kg/m²
- Coverage : 78 m²/ set/coat
- Dry time : 2-4 hrs
- Cure time : 24 hrs.

METHOD OF APPLICATION

- Paint brush
- Paint roller
- Trowel

Uses:

As sealing and leveling mortar, a pore sealer and as a damp course on concrete, mortar or stone surface like:

- Floor slabs and walls
- Basement
- Concrete gutters
- Bathroom
- Seawalls

ITEM NO.	OLD CODE	NEW CODE	SIZE
PTN.T303.A	410.01.040	D06.02.040	20KG
PTN.T303.B.25KG	410.01.041	D06.02.041	25KG

PENTENS E-620F
Water-based Epoxy Coating

PENTENS E-620F A pigmented, reactive two-component system, consisting of water-emulsified epoxy resin and it is environmentally friendly with extremely low V.O.C. (volatile organic compound)



ADVANTAGES

- Environmentally friendly
- Cured membrane will withstand high levels of hydrostatic pressure up to meter head of water or 250 kPa
- Excellent wear and impact resistant properties
- Excellent resistant to chemicals
- Applied to damp surfaces
- Applied to freshly laid gardened (green) concrete
- Non-toxicity
- Excellent adhesion to most substrates including brick, masonry, concrete, compressed fiberboard, stone and timber
- Easy clean-up

SPECIFICATIONS

- Appearance : Liquid
- Setting time : 24 hours
- Application Temp. : 8°C~40°C
- Mixing Ratio : 10:1
- Consumption : 0.4 kg/m²
- Pot Life : 20 minutes

METHOD OF APPLICATION

- Surface Preparation

Uses:

- Portable water treatment process
- Food Industrials
- Storage and logistic areas
- Institutional areas
- Waste water treatment process
- Clean room
- Chemical and pharmaceutical industries

ITEM NO.	OLD CODE	NEW CODE	SIZE
PNT.E620FA.WH.20KG		D06.02.145	20KG
PNT.E620FB.WH.2KG		D06.02.146	2KG

PENTENS SPU-1000

Pure Polyurea Waterproofing Spray Coating

PENTENS SPU 1000 is a solvent free, two-component pure polyurea spray coating. The seamless coating provides an elastic yet tear resistant surface for applications subjected to extreme wear and tear, strong impact and chemical exposure. Except for some yellowing effect, the coating is suitable for outdoor applications.

ADVANTAGES

- High elasticity
- Extremely high mechanical pro
- Seamless
- Good Chemical resistance
- Hard wearing
- Outstanding impact resistance
- Excellent bond strengths
- Fast Set. (30 Seconds)

SPECIFICATIONS

- Appearance : Liquid
- Density : 1.10 g/cm³ Density
- Form : Isocyanate, Polyamine
- Mixing Ratio : 1:1
- Elongation : >300%
- Tensile Strength : > 140 kgf/cm²
- Abrasion Resistance : 0.27g (H-22, 1000g, 1000 cycles)
- Tack free time : 30 seconds
- Application Temp. : -20°C~150°C
- Packaging : SPU-1000-A: 22.5 kg/pail, 225 kg/pail
SPU-1000-B: 20 kg/pail, 200 kg/pail
- Shelf Life : 12 months when unopened and undamaged
- Storage Condition : Store in a dry cool place



METHOD OF APPLICATION

Surface Preparation

All the surfaces must be clean, free from grease, oil, laitance, and remove all the dirt and contaminants, which might affect adhesion. The impurity outside the structure body should be cleaned thoroughly. Any crack or water leakage area should be pre-treated and reinforced with PENTENS Repair System.

Application

This material is designed for application with heated, plural component airless spray equipment. Because of the relatively high viscosity and fast reactivity of this product, pressure of at least 1800 psi-2500 psi (126-175 kg/cm²) are required to ensure satisfactory mixing. Primed coats: PENTENS E-501S@0.5 kg/m²/coat, Finish coats: PENTENS SPU-1000 1.0 mm/1.10 kg /m², 2.0 mm/2.20 kg/m², 3.0 mm/3.30 kg /m²

Curing

For optimum performance, PENTENS SPU-1000 should be allowed to cure for 12 hours before the finishing concrete, tiles etc.

Uses:

- Outdoor and indoor Floor slabs
- Potable water tank lining
- Sewage treatment plants
- Water theme park, Decoration Design, playgrounds
- Secondary Containment for chemical tanks
- Swimming pools and waste water tanks
- Pipe/pipeline coating & lining
- Flooring and Parking Decks
- Bridge Coating
- Truck Bed Liners- Line Striping

ITEM NO.	NEW CODE	DESCRIPTION
PNT.SPU1000A&B	D06.00.001	WATERPROOFING SPRAY COATING YELLOW
PNT.SPU1000A	D06.02.047	WATERPROOFING SPRAY COATING 22.5KG
PNT.SPU1000A.225KG	D06.02.131	WATERPROOFING SPRAY COATING 225KG
PNT.SPU1000B	D06.02.048	WATERPROOFING SPRAY COATING 20.0KG
PNT.SPU1000AGRAY.225KG	D06.02.141	WATERPROOFING SPRAY COATING GRAY 225KG
PNT.SPU1000BGRAY.200KG	D06.02.142	WATERPROOFING SPRAY COATING GRAY 200KG

PENTENS T-250

Colorful Wear-resistant Surface Coating

PENTENS T-250 Specially formulated mineral based coating system of inorganic nature for both exterior and interior use.

ADVANTAGES

- Wear-resistance
- Heat resistance-thick application
- Vapor barrier
- Resistance to pollution attack-ideal for industrial and coastal areas
- Good mechanical and chemical stability
- Air and UV protection
- Non-toxic
- Prevention of ravages of acid rain, freeze-thaw, cycles, sunlight, bacteria and fungus

SPECIFICATIONS

- Appearance : Liquid
- Density : 1.40 g/cm³
- Form : Acrylic resin
- Solid Content : > 60%
- Application Temp. : 8°C~40°C
- Shelf Life : 12 months when unopened and undamaged
- Storage Condition : Store in a dry cool place



METHOD OF APPLICATION

Surface Preparation

All surfaces must be sound, clean and grease, oil, curing compound and any foreign materials which will inhibit proper bond. For old surface, ensure that loose and flaking materials are removed with a stiff bristle brush. Cracks and damaged area should be required and allowed to dry and harden prior to application of PENTENS T-250.

Application

Dilute 1 portion of PENTENS T-007 with 3 portion of clean water permeable primer or 1 portion of PENTENS T-250 with 3 portion of clean water and then plaster directly to the surface to be waterproofed, in order to improved the bonding. PENTENS T-250 is suggested to apply 2 coats. Apply the first coat of PENTENS T-250 on the application surface. Leave to cure for approximately 8 hours before applying second coat. PENTENS T-250 can be installed with conventional airless spray equipment, brush or roller.

Uses:

- Indoor and outdoor ball court for tennis, basketball, badminton, handball, volleyball, squash, skate, in-line skate...etc.
- Dust-proof and wear-resistance floor of warehouse, parking yard.
- Metal roof for reducing heat
- Protective coating for waterproofing materials.

ITEM NO.	OLD CODE	NEW CODE	SIZE
PNT.T250.20KG.GREEN		D06.02.072	20KG.

PENTENS MPU-111
Manual-applied Pure Polyurea Coating

PENTENS MPU-111 is a solvent free, two component, high performance, cold-applied pure polyurea coating with longer pot life to allow manual applications. The seamless coating provides an elastic yet tear resistant surface for applications subjected to extreme wear and tear, strong impact and chemical exposure.

ADVANTAGES

- High elasticity
- Crack bridging
- Extremely high mechanical properties
- Easy to apply
- Chemical resistance
- Hard wearing
- Outstanding impact resistance
- Excellent bond strengths
- Fast Set

SPECIFICATIONS

- Appearance : Liquid
- Density : Density 1.10 g/cm³
- Form : Isocyanate, Polyamine
- Mixing Ratio : 1:1
- Elongation : >355%
- Tensile Strength : > 142 kgf/cm²
- Abrasion Resistance : (H-22, 1000g, 1000 cycles) 0.25 g
- Tack free time : 20 minutes
- Application Temp. : -20°C~150°C
- Packaging : MPU111-A: 2 kg/can
MPU111-B: 2 kg/can
- Shelf Life : 12 months when unopened and undamaged
- Storage Condition : Store in a dry cool place



METHOD OF APPLICATION

Surface Preparation

All the surfaces must be clean, free from grease, oil, laitance, and remove all the dirt and contaminants, which might affect adhesion.

Primer

PENTENS E-10 or PENTENS E-500 either one @ 0.2 kg/m²/coat. Recommend 2 coats.

Application

Mixing ratio is 1:1 (pbw). Never mix more material than can be applied within the pot life of the product:10 minutes at 23°C.

Thoroughly mix both components (Part A and Part B) for 1 minute with an electrical or pneumatic power stirrer with approximately 300 rpm until a homogeneous mixture and color has been reached. After mixing, apply MPU-111 directly to the surface by pouring and leveling with a spatula, roller, brush or trowel. Apply MPU-111 in minimum 2 coats in crisscross application to obtain optimum coverage. Maximum layer thickness is 2 mm per coat. Apply the second layer when the first layer is sufficiently strong to support the application of the next layer. Recoat times can be influenced by ambient or substrate temperatures. Minimum recoat time is 1 hour.

Curing

For optimum performance, PENTENS MPU-111 should be allowed to cure for 12 hours before the finishing concrete, tiles etc.

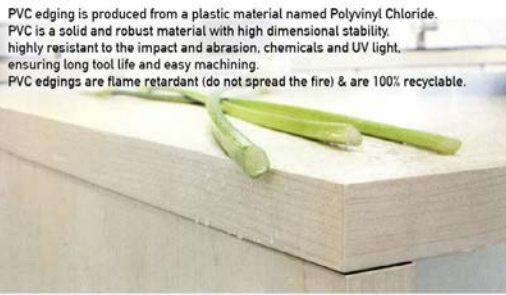
Uses:

- Waterproofing
- Pipe/pipeline coating & lining
- Flooring and Parking Decks
- Bridge Coating
- Truck Bed Liners
- Marine
- Line Striping
- As a coating/sealing/repair kit for PENTENS

ITEM NO.	NEW CODE	SIZE
PNT.MPU111A.GAL	D06.02.135	1Gal.
PNT.MPU111B.GAL	D06.02.136	1Gal.
PNT.MPU111BGRAY.GAL	D06.02.143	1Gal.
PNT.MPU111AGRAY.GAL	D06.02.144	1Gal.

► Design for Furniture

Note: Color and Design may vary on actual items.



PVC edging is produced from a plastic material named Polyvinyl Chloride. PVC is a solid and robust material with high dimensional stability, highly resistant to the impact and abrasion, chemicals and UV light, ensuring long tool life and easy machining. PVC edgings are flame retardant (do not spread the fire) & are 100% recyclable.

Available Sizes

- 22 x 0.5mm (Thickness)
- 22 x 1.0mm (Thickness)
- 22 x 2.0mm (Thickness)
- 29 x 2.0mm (Thickness)

Available Finish

- Matte
- Embossed

Packing

- per meter 100m/roll

Also Available

- PVC Edge Band w/ Bumper

Available Size

- 22 x 1.0mm (Thickness)

Available Finish

- Matte
- Embossed

Packing

- per meter 100m/roll



WEBBING STRIP

- Material : Polypropylene & Rubber
- Finish : Green, 3 Black Lines
- Description : Elastic, Eco-Friendly, High Tenacity
Use for sofa, bed ang other furnitures
- Packing : Per Roll



ITEM NO.	CODE	DIMENSION (W x L)
S32.WB004.100M	F14.06.001	50mm X 100Meters
S32.WB004.50M	F14.06.004	50mm X 50Meters

EVA PIPE FOR SOFA EDGE STRIP

- Material : EVA
- Finish : White
- Packing : Per Roll

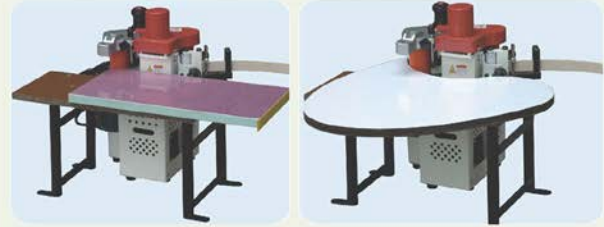


ITEM NO.	CODE	DESCRIPTION
S32.EVAP4.WH	F14.06.002	4mm/800M Roll
S32.EVAP6.WH	F14.06.003	6mm/400M Roll



Fixup Banding

Fix The Edge Bander on The Blanket To Band Small Wood Piece



Handle Banding

Hold The Edge Bander in Hand, To Band Big Wood Piece



SET INCLUDES


- 1 Unit Portable Edge Banding Machine
- 2 Sets suction clamp
- 1 pc - Trimmer
- 1 Sample bag pellet glue

Technical DATA	EBM80	EBM90
Minimum Diameter of Arc to Band	40mm	40mm
Running Speed	5m/min	0.5~5m/min
Thickness of Banding Tape	0.3~3.0mm	0.3~3.0mm
Width of Banding Tape	10~45mm	10~45mm
Vol. of Glue-melting Tank	200G	200G
Shape of workpiece	Straight,Irregular,Bevel	Straight,Irregular,Bevel
Working Temperature	120~180°C	120~180°C
Engine's Power	15W	15W
Total Power	765W	765W
Power Supply	220V/50~60HZ 110V/50HZ	220V/50~60HZ 110V/50HZ
Net Weight	9KG	9KG
Machine Size	380×330×380mm	380×330×380mm
Measurement Type 1	38×30×42cm	38×30×42cm
Measurement Type2	46.5×43×51.5cm	46.5×43×51.5cm



KLEBEN
Manual Tools

- Edge width : 55mm
- Edge thickness : 0.1~3mm



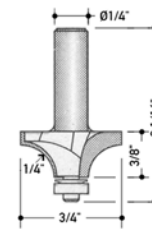
- Input power:350W
- Rotating speed:30,000/min
- Maximum thickness:3mm
- Weight:1.2kg

- Maximum edge width: No limits
- Maximum concurrent trimming width: 60mm
- Maximum band thickness: 0.6mm

ITEM NO.	CODE
KLEBEN.EBM80	F14.04.021
KLEBEN.EBM90	F14.04.022

TRIMMER BIT

- Material :
- Finish :
- Description : For Electric Trimmer
- Packing : Per Piece



ITEM NO.	CODE	DIMENSION
KLEBEN.EBT22	178.13.022	Ø 1/4" x 1/4" Size

DOUBLE EDGE MANUAL TRIMMER

- Material :
- Finish :
- Description : Capacity for 9/16" to 1-1/4" range of thickness
High impact plastic body
Trims Veneer, Polyester and PVC
- Packing : Per Piece

FEATURE

- It can trim the body currently
- Cuts both sides of laminate at the same time.
- It is added with the hard steel blades, which makes the product more durable and save more labor.



ITEM NO.	CODE	DIMENSION (L x H x W)
KLEBEN.MT30	F14.04.016	3-7/8" x 1-7/8" x 1-3/4"

CORNER TRIMMING

- Material : Steel
- Finish : Gray
- Packing : Per Piece

⊕

Saving time, Saving Labour, perfect Finish

(Model No.)	GK001
(Panel Thickness)	60mm
(Power Supply)	220V,50HZ
(Total Power)	440W
(Engine Speed)	24,000RPM/MIN
(Required air Pressure)	4~5KG/CM ²
(Radius Cutter Supplied)	2MM
(Net Weight)	27KG
(Gross Weight)	30KG
(Machine Size)	600×500×400mm
(Measurement)	690×580×460mm



ITEM NO.	NEW CODE
KLEBEN.CT001	F14.04.001

EDGE BANDING MACHINE

- Material : Steel
- Finish : White
- Packing : Per Set

TECHNICAL DATA EBM180

Minimum arc diameter	40mm
Feeding speed	0.5-5m/min
Banding tape thickness	0.3-3.0mm
Banding tape width	10-60mm
Melting pot volume	600g
Shape of the workpiece	Straight, Irregular
Melting temperature	120-180°C
Motor power	15W
Wattage	1020W
Power supply	220V / 50-60HZ
Net weight	37kg
Machine measurement	550x530x560mm

SET INCLUDES

1 Unit Edge Banding Machine



NOTE: this machine needs air compressor.

ITEM NO.	NEW CODE
KLEBEN.EBM180	F14.04.023

PLASTIC CUTTER

- Material : High-quality plastic and hard steel
- Finish : Blue
- Description : Includes 2 extra blades
- Packing : Per Piece
- It is a great companion of edgebander and edgebanding trimmer.
- Easy press down on the handle operates th blades in a shearing action.
- The end trimmer cuts banding or veneer up to 0.5-1.0mm thick, with a maximum cutting width of 50mm wide.



ITEM NO.	CODE
KLEBEN.PC70	F14.04.019

EDGE CUTTER

- Material :
- Finish : Black
- Description : For straight & round edge End PVC Band
3mm thick and 55mm wide.
- Packing : Per Piece
- The 2 blades guillotine system allows cutting the tape with less effort and obtaining a clean cut
- The cutting angle can be regulated in a way of getting up to 60degrees angle of cut.



ITEM NO.	CODE
KLEBEN.EC320	F14.04.020

DEKOR SAW BLADE 400

- Material :
- Finish : Silver
- Description : 2.8mm Width of Teeth
3.6mm Blade Thickness
(12+12)T Teeth Count
20mm Bore
- Packing : Per Piece



ITEM NO.	OLD CODE	DIMENSION (DIA)
DKR.12*2.8*/3.6*20*(12+12)T	100.20.320	Ø120mm

CIRCULAR SAW BLADE

- Material :
- Finish : Silver
- Description : 2.6/2.0mm Teeth Thickness
30 Teeth Blades
WT Teeth Type
Ø32mm Bore
- Packing : Per Piece



ITEM NO.	OLD CODE	DIMENSION (DIA)
CBD.SB100*2.6/2.0*32.30Z	102.25.020	Ø100mm

CIRCULAR SAW BLADE

- Material :
- Finish : Silver
- Description : 4.8mm Teeth Thickness
36 Teeth Blades
WT Teeth Type
Ø45mm Bore
- Packing : Per Piece



ITEM NO.	OLD CODE	DIMENSION (DIA)
CBD.SB180*4.8*45*36Z	102.25.015	Ø180mm

CIRCULAR SAW BLADE

- Material :
- Finish : Silver
- Description : 4.8mm Teeth Thickness
72 Teeth Blades
AT Teeth Type
Ø60mm Bore
- Packing : Per Piece



ITEM NO.	OLD CODE	DIMENSION (DIA)
CBD.SB450*4.8*60*72Z	102.25.010	Ø450mm

45 DEGREE CHAMFER BIT

- Material : Steel
- Finish : Stainless Steel
- Packing : Per Piece



ITEM NO.	OLD CODE	NEW CODE
BIT.CHAMFER45DEG	102.30.110	F14.03.011

STRAIGHT BIT WITH BEARING

- Material : Steel
- Finish : Stainless Steel
- Packing : Per Piece



ITEM NO.	OLD CODE	NEW CODE
BIT.STRAIGHT1/2X1/2	102.30.120	F14.03.012

FLAT BOTTOM CURVED BLADE

- Material : Steel
- Finish : Stainless Steel
- Packing : Per Piece



ITEM NO.	OLD CODE	NEW CODE
BIT.CLEANBOTTOM1/2X1/2	102.30.126	F14.03.013

DRILL BITS FOR CONCEALED HINGE

- Material : Steel
- Packing : Per Piece



ITEM NO.	OLD CODE	NEW CODE
L.CHB35	930.10.007	

DRILLING BIT FOR STRAIGHTENER DS250

- Material : Steel
- Packing : Per Piece



ITEM NO.	CODE
S32.DSB12	F02.03.061

DRILLING BIT FOR L0094

- Material : Steel
- Dimension : Ø8 x 30+19mm
- Packing : Per Piece



ITEM NO.	CODE
S32.DBL0094	F02.03.066

DIAMOND SAW BLADE SEGMENTED

- Finish : Yellow
- Description : Cutting Concrete/Stone Application
Segmented Type
14500 RPM Max Speed
- Packing : Per Piece



ITEM NO.	OLD CODE	NEW CODE	DIMENSION
BSR.RSA04	102.20.001	F14.03.014	107 x 8 x 1.8 x 20mm(H)

DIAMOND SAW BLADE SUPER THIN TURBO

- Finish : Green
- Description : Cutting Tiles/Stone Application
Turbo Type
14500 RPM Max Speed
- Packing : Per Piece



ITEM NO.	OLD CODE	NEW CODE	DIMENSION
BSR.RTT04	102.20.002	F14.03.002	107 x 8 x 1.8 x 20mm(H)

DIAMOND CUP WHEELS

- Finish : Gold
- Description : Grinding Concrete & Rust Removal Application
Turbo Type
14500 RPM Max Speed
- Packing : Per Piece



ITEM NO.	OLD CODE	NEW CODE	DIMENSION
BSR.CNB04	102.20.003	F14.03.003	100 x 16mm (H)

CUTTING DISC

- Finish : Black
- Description : Metal Cutting Application
T41 Type
70M/S, 3760 RPM Max Speed
A30R4BF Marks
- Packing : Per Piece



ITEM NO.	OLD CODE	NEW CODE	DIMENSION
BSR.AB.CM14	102.20.004	F14.03.004	355 x 3 x 25.4mm

CUTTING DISC

- Finish : Black
- Description : Metal Cutting Application
T41 Type
80/M, 15300 RPM Max Speed
A46R4BF Marks
- Packing : Per Piece



ITEM NO.	OLD CODE	NEW CODE	DIMENSION
BSR.AB.CM04	102.20.005	F14.03.005	100 x 2 x 16mm

CUTTING DISC

- Finish : Black
- Description : Stainless Steel Application
T41 Type
80/M, 15300 RPM Max Speed
WA60TBF Marks
- Packing : Per Piece



ITEM NO.	OLD CODE	NEW CODE	DIMENSION
BSR.AB.CS04	102.20.006	F14.03.006	105 x 1 x 16mm

GRINDING WHEEL

- Finish : Black
- Description : Grinding for Metal Application
T27 Type
70/M, 13300 RPM Max Speed
A24QBF Marks
- Packing : Per Piece



ITEM NO.	OLD CODE	NEW CODE	DIMENSION
BSR.GW.GM04	102.20.007	F14.03.007	100 x 6 x 16mm

FLAP DISC

- Finish : Black
- Description : Metal Application
T27 Type
80/M, 15300 RPM Max Speed
A80# Marks
- Packing : Per Piece



ITEM NO.	OLD CODE	NEW CODE	DIMENSION
BSR.FD.PM04	102.20.008	F14.03.008	100 x 16mm

CONTINUOUS DIAMOND SAW BLADE

- Finish : Gray
- Description : Cutting Tiles Application
Continuous Type
14500 RPM Max Speed
- Packing : Per Piece



ITEM NO.	OLD CODE	NEW CODE	DIMENSION
BSR.RCD04	102.20.009	F14.03.009	110 x 5 x 1.4 x 20mm (H)

ADINO HOT MELT EDGE BAND ADHESIVE

- Finish : White
- Cohesion : Very High
- Packing : Per Kilogram

9182 Bonding Strength: Long Open Time
Heat Resistance: 75-85 °C
9286 Bonding Strength: High
Heat Resistance: 80-90 °C



Low Temp.



High Temp.

ITEM NO.	CODE	TEMPERATURE	PACKING
ADINO.9182.LOW.BAG	F14.01.005	120-150°C (Low)	25 kg./Bag
ADINO.9182.LOW.KILO	F14.01.006	120-150°C (Low)	1 Kilo/Bag
ADINO.9286.HIGH.BAG	F14.01.007	170-190°C (High)	25 kg./Bag
ADINO.9286.HIGH.KILO	F14.01.008	170-190°C (High)	1 Kilo/Bag

NEUFORM HOT MELT EDGE BAND ADHESIVE

- Finish : White
- Packing : Per Kilogram



Low Temp.



High Temp.

ITEM NO.	CODE	TEMPERATURE	PACKING
NF.9186.LOW.BAG	F14.01.009	150-180°C (Low)	25 kg./Bag
NF.9186.LOW.KILO	F14.01.010	150-180°C (Low)	1 Kilo/Bag
NF.9286.HIGH.BAG	F14.01.011	180-210°C (High)	25 kg./Bag
NF.9286.HIGH.KILO	F14.01.012	180-210°C (High)	1 Kilo/Bag

HOT MELT GLUE

- Finish : White
- Packing : Per Kilogram



ITEM NO.	CODE	TEMPERATURE	PACKING
DORUS.IW3920.LOW	F14.05.003	140-170°C (Low)	25 kg./Bag
DORUS.IW3920.LOW	F14.05.004	140-170°C (Low)	1 Kilo/Bag
DORUS.KS220.HIGH	F14.05.006	180-210°C (High)	25 kg./Bag
DORUS.KS220.HIGH	F14.05.007	180-210°C (High)	1 Kilo/Bag

HOT MELT GLUE

- Finish : White
- Packing : Per Kilogram



ITEM NO.	CODE	TEMPERATURE	PACKING
HOTMELT.150-180C.LT.25KG	F14.05.001	150-180°C (Low)	25 kg./Bag
HOTMELT.180-210C.HT.25KG	F14.05.005	180-210°C (High)	25 kg./Bag
HOTMELT.150-180C.LT.1KG	F14.05.002	150-180°C (Low)	per Kilo
HOTMELT.180-210C.HT.1KG	F14.05.010	180-210°C (High)	per Kilo

HOT MELT GLUE

- Finish : Brown
- Packing : Per Kilogram



ITEM NO.	CODE	TEMPERATURE	PACKING
DORUS.IW3566.HIGH	F14.05.008	180-210°C (High)	25 kg./Bag
DORUS.IW3566.HIGH	F14.05.009	180-210°C (High)	1 Kilo/Bag

DECOBOND CONTACT ADHESIVE

- Description : 3.2 Liters
- Feature : Good Initial Tack
High Initial Tack
Easy Spread
Excellent Bonding Strength
Shorter Curing and Tack Time
Webbing Free
- Usage : Flooring, Laminates, Fabric, Wood and others alike
- Packing : Per Piece



ITEM NO.	CODE
DB.G828.1G	D07.01.004

DECOBOND CONTACT ADHESIVE

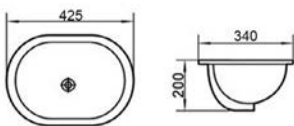
- Capacity : 16 Liters
- Description : Adhesive
Good Initial Tack
High Initial Tack
Easy Spread
Excellent Bonding Strength
Flooring, Laminates, Fabric, Wood and others alike
- Packing : Per TIN



ITEM NO.	CODE
DB.G720S.18L	F14.01.004

UNDERMOUNT WASH BASIN

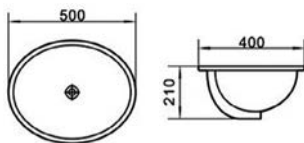
Item No. : **JY.1601.WH**
Code : 745.65.090



- Material : Ceramic
- Finish : White
- Structure : One-Piece
- Mounting : Undermount
- LxWxH : 425 x 340 x 200mm
- Packing : Per Piece

UNDERMOUNT WASH BASIN

Item No. : **JY.2003.WH**
Code : 745.65.092



- Material : Ceramic
- Finish : White
- Structure : One-Piece
- Mounting : Undermount
- LxWxH : 500 x 400 x 210mm
- Packing : Per Piece

WASH BASIN

Item No. : **JY.8018A.WH**
Code : B02.01.002



- Material : Ceramic
- Finish : White
- Structure : One-Piece
- Mounting : Topmount
- LxWxH : 800 x 470 x 190mm
- Packing : Per Piece

WASH BASIN

Item No. : **JY.017.WH**
Code : 745.65.067



- Material : Ceramic
- Finish : White
- Structure : One-Piece
- Mounting : Topmount
- LxWxH : 405 x 335 x 140mm
- Packing : Per Piece

WASH BASIN

Item No. : **JY.7605A.WH**
Code : 745.65.066



- Material : Ceramic
- Finish : White
- Structure : One-Piece
- Mounting : Topmount
- LxWxH : 820 x 410 x 100mm
- Packing : Per Piece

WALL HANG BASIN

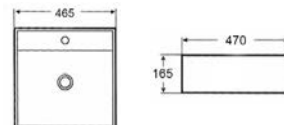
Item No. : **RFN.2081D.WH**
Code : B02.01.001



- Material : Ceramic
- Finish : White
- Structure : Two-Piece
- Mounting : Wall Hang
- LxWxH : 470 x 410 x 490mm
- Packing : Per Piece

WASH BASIN

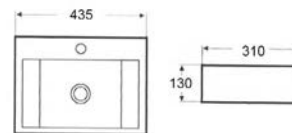
Item No. : **HY.403.WH**
Code : B02.01.014



- Material : Ceramic
- Finish : White
- Structure : One-Piece
- Mounting : Above Counter
- LxWxH : 470 x 465 x 165mm
- Packing : Per Piece

WASH BASIN

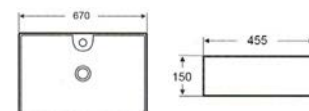
Item No. : **HY.427.WH**
Code : B02.01.017



- Material : Ceramic
- Finish : White
- Structure : One-Piece
- Mounting : Above Counter
- LxWxH : 435 x 310 x 130mm
- Packing : Per Piece

WASH BASIN

Item No. : **HY.497.WH**
Code : B02.01.021

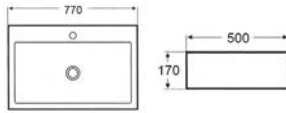


- Material : Ceramic
- Finish : White
- Structure : One-Piece
- Mounting : Above Counter
- LxWxH : 670 x 455 x 150mm
- Packing : Per Piece

BATHROOM BASIN

WASH BASIN

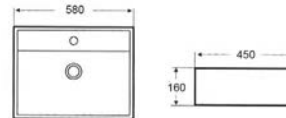
Item No. : **HY.498.WH**
Code : B02.01.022



- Material : Ceramic
- Finish : White
- Structure : One-Piece
- Mounting : Above Counter
- LxWxH : 770 x 500 x 170mm
- Packing : Per Piece

WASH BASIN

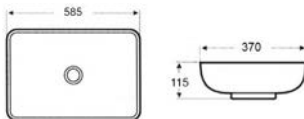
Item No. : **HY.482.WH**
Code : B02.01.020



- Material : Ceramic
- Finish : White
- Structure : One-Piece
- Mounting : Above Counter
- LxWxH : 580 x 450 x 160mm
- Packing : Per Piece

WASH BASIN

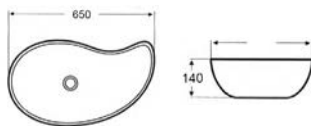
Item No. : **HY.4005.WH**
Code : B02.01.016



- Material : Ceramic
- Finish : White
- Structure : One-Piece
- Mounting : Above Counter
- LxWxH : 585 x 370 x 115mm
- Packing : Per Piece

WASH BASIN

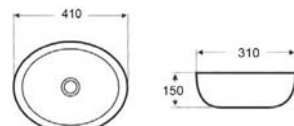
Item No. : **HY.402B.WH**
Code : B02.01.013



- Material : Ceramic
- Finish : White
- Structure : One-Piece
- Mounting : Above Counter
- LxWxH : 650 x 380 x 140mm
- Packing : Per Piece

WASH BASIN

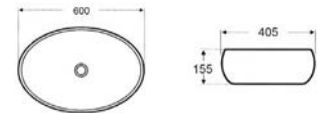
Item No. : **HY.4004.WH**
Code : B02.01.015



- Material : Ceramic
- Finish : White
- Structure : One-Piece
- Mounting : Above Counter
- LxWxH : 410 x 310 x 150mm
- Packing : Per Piece

WASH BASIN

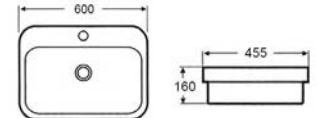
Item No. : **HY.5038B.WH**
Code : B02.01.025



- Material : Ceramic
- Finish : White
- Structure : One-Piece
- Mounting : Above Counter
- LxWxH : 600 x 405 x 155mm
- Packing : Per Piece

WASH BASIN

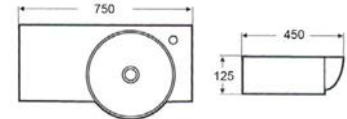
Item No. : **HY.5081.WH**
Code : B02.01.028



- Material : Ceramic
- Finish : White
- Structure : One-Piece
- Mounting : Above Counter
- LxWxH : 600 x 455 x 160mm
- Packing : Per Piece

WALL HANG BASIN

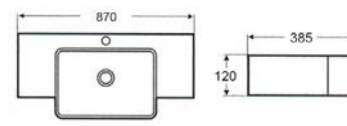
Item No. : **HY.454.WH**
Code : B02.01.018



- Material : Ceramic
- Finish : White
- Structure : One-Piece
- Mounting : Wall Hang
- LxWxH : 759 x 450 x 125mm
- Packing : Per Piece

WALL HANG BASIN

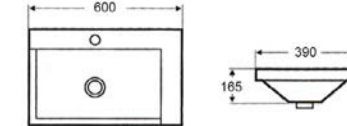
Item No. : **HY.457.WH**
Code : B02.01.019



- Material : Ceramic
- Finish : White
- Structure : One-Piece
- Mounting : Wall Hang
- LxWxH : 870 x 385 x 120mm
- Packing : Per Piece

WASH HANG BASIN

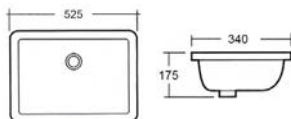
Item No. : **HY.5069.WH**
Code : B02.01.027



- Material : Ceramic
- Finish : White
- Structure : One-Piece
- Mounting : Wall Hang
- LxWxH : 600 x 390 x 165mm
- Packing : Per Piece

WASH BASIN

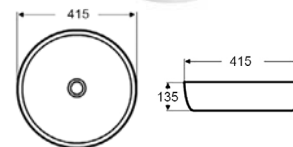
Item No. : **HY.3028.WH**
Code : B02.01.012



- Material : Ceramic
- Finish : White
- Structure : One-Piece
- Mounting : Under Counter
- LxWxH : 525 x 340 x 175mm
- Packing : Per Piece

WASH BASIN

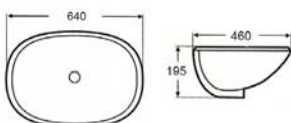
Item No. : **HY.8021.WH**
Code : B02.01.031



- Material : Ceramic
- Finish : White
- Structure : One-Piece
- Mounting : Above Counter
- ØxH : Ø415 x 135mm
- Packing : Per Piece

WASH BASIN

Item No. : **HY.3025.WH**
Code : B02.01.011



- Material : Ceramic
- Finish : White
- Structure : One-Piece
- Mounting : Under Counter
- LxWxH : 640 x 460 x 195mm
- Packing : Per Piece

WASH BASIN

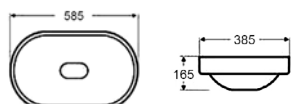
Item No. : **HY.5007A.WH**
Code : B02.01.024



- Material : Ceramic
- Finish : White
- Structure : One-Piece
- Mounting : Above Counter
- LxWxH : 610 x 390 x 130mm
- Packing : Per Piece

WASH BASIN

Item No. : **HY.5006A.WH**
Code : B02.01.023



- Material : Ceramic
- Finish : White
- Structure : One-Piece
- Mounting : Above Counter
- LxWxH : 585 x 385 x 165mm
- Packing : Per Piece

WASH BASIN

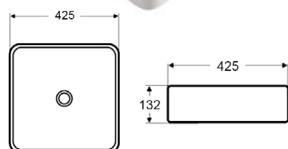
Item No. : **HY.5142.WH**
Code : B02.01.026



- Material : Ceramic
- Finish : White
- Structure : One-Piece
- Mounting : Above Counter
- LxWxH : 550 x 425 x 160mm
- Packing : Per Piece

WASH BASIN

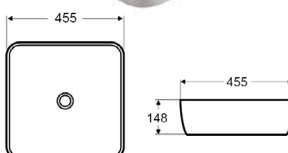
Item No. : **HY.8012.WH**
Code : B02.01.030



- Material : Ceramic
- Finish : White
- Structure : One-Piece
- Mounting : Above Counter
- LxWxH : 425 x 425 x 132mm
- Packing : Per Piece

WASH BASIN

Item No. : **HY.8009.WH**
Code : B02.01.029



- Material : Ceramic
- Finish : White
- Structure : One-Piece
- Mounting : Above Counter
- LxWxH : 455 x 455 x 148mm
- Packing : Per Piece

BATHROOM BASIN

WASH BASIN

Item No. : **INNOCI.NC2218W**
Code : B02.01.006

- Material : Ceramic
- Finish : White
- Structure : One-Piece
- Mounting : Undermount
- LxWxH : 580 x 400 x 155mm
- Packing : Per Piece



VESSEL BASIN

Item No. : **INNOCI.NC2266W**
Code : B02.01.010

- Material : Ceramic
- Finish : White
- Structure : One-Piece
- Mounting : Above Counter
- LxWxH : 450 x 455 x 170mm
- Packing : Per Piece



DROP-IN BASIN

Item No. : **INNOCI.NC2260W1**
Code : B02.01.008

- Material : Ceramic
- Finish : White
- Structure : One-Piece
- Mounting : Drop-In
- LxWxH : 700 x 465 x 175mm
- Packing : Per Piece



WASH BASIN

Item No. : **INNOCI.NC2252W1**
Code : B02.01.009

- Material : Ceramic
- Finish : White
- Structure : One-Piece
- Mounting : Drop-In
- LxWxH : 515 x 455 x 170mm
- Packing : Per Piece



WASH BASIN

Item No. : **INNOCI.NC2259W-1**
Code : B02.01.007

- Material : Ceramic
- Finish : White
- Structure : One-Piece
- Mounting : Drop-In
- LxWxH : 580 x 400 x 170mm
- Packing : Per Piece



SEAMLESS BATHTUB

- Material : High Quality Acrylic
- Finish : White
- Description : U-Shaped Acrylic
Free Standing
Push-Type Drainer
Full Copper Overflow
- Packing : Per Piece



ITEM NO.	OLD CODE	NEW CODE	DIMENSION (L x W x H)
RFN.BT8854.WH	745.71.006	B02.03.002	1685 x 800 x 645mm

SEAMLESS BATHTUB

- Material : High Quality Acrylic
- Finish : White
- Description : Free Standing
Push-Type Drainer
Full Copper Overflow
- Packing : Per Piece



ITEM NO.	OLD CODE	NEW CODE	DIMENSION (L x W x H)
RFN.BT8856.WH	745.71.007	B02.03.003	1588 x 740 x 570mm


BATHTUB WITH AIR BUBBLE + LED COLORFUL LIGHT

- Material : High Quality Acrylic
- Finish : White
- Description : Free Standing
Push-Type Drainer
Full Copper Overflow
Concealed Computer Controller System
Includes Mixer Set
- Packing : Per Piece



ITEM NO.	OLD CODE	NEW CODE	DIMENSION (L x W x H)
RFN.BT8853A.WH	745.71.005	B02.03.001	1600 x 750 x 600mm

BLUETOOTH MIRRORS Match Smart Phone
Introducing our new Bluetooth mirrors. Play music or listen to internet radio from your smart phone or other bluetooth devices



- Material : Mirror Glass with 5mm Safety Film
- Specification : 220-240V Input, 12V Output LED Lamp
30 LEDs, 1.8W
Bluetooth Connection
IP44 Rated
IR Sensor Switch
Stereo Speakers
Defogger Pad
- Packing : Per Piece



ITEM NO.	OLD CODE	NEW CODE	DIMENSION (L x W x H)
MBL6802.BMC	750.10.005		500 x 700 x 60mm

- Material : Mirror Glass with 5mm Safety Film
- Specification : 220-240V Input, 12V Output LED Lamp
Bluetooth Connection
IP44 Rated
IR Sensor Switch
Stereo Speakers
Defogger Pad
- Packing : Per Piece




ITEM NO.	OLD CODE	NEW CODE	DIMENSION (L x W x H)
MBL6903.BMC	750.10.010		800 x 600 x 60mm

Features:

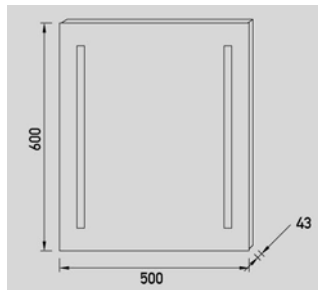
Play music or listen to internet radio from your smart phone or ther Bluetooth devices.

- Bluetooth Connectivity
- Stereo Speakers
- Steam Free
- Sensor Switch
- Low Energy LED Illumination



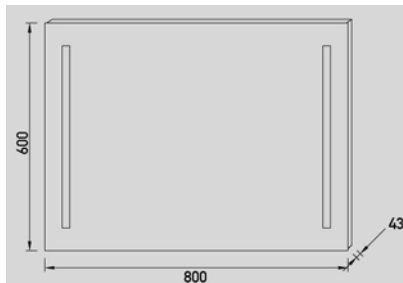
LED Mirror Series

- Material : Mirror Glass with 5mm Safety Film
- Specification : 220-240V Input, 12V Output LED Lamp
30 LEDs, 1.8W
IP44 Rated
IR Sensor Switch
- Packing : Per Piece



ITEM NO.	OLD CODE	NEW CODE	DIMENSION (L x W x H)
MT60-50.BMC	750.10.015		600 x 500 x 43mm

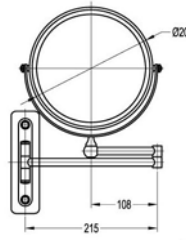
- Material : Mirror Glass with 5mm Safety Film
- Specification : 220-240V Input, 12V Output LED Lamp
30 LEDs, 1.8W
IP44 Rated
IR Sensor Switch
- Packing : Per Piece



ITEM NO.	OLD CODE	NEW CODE	DIMENSION (L x W x H)
MT60-80.BMC	750.10.020		600 x 800 x 43mm

SHAVING MIRROR

- Material : Brass
- Finish : Chrome
- Packing : Per Piece



ITEM NO.	OLD CODE	NEW CODE
FH.8908	730.51.045	B01.02.089

COSMETIC MIRROR

- Material : Stainless Steel
- Finish : Chrome
- Description : Swivel
Double Side Mirror 1x / 3x
- Packing : Per Piece



ITEM NO.	OLD CODE	NEW CODE
RFN.CM808.CP	715.20.234	B01.02.069

COSMETIC MIRROR

- Material : Stainless Steel
- Finish : Chrome
- Description : LED Light AC 220V
Swivel
- Packing : Per Piece



ITEM NO.	OLD CODE	NEW CODE
RFN.CM981.CP	715.20.233	B01.02.068

WALL MOUNTED MIRROR

- Material : Silver Backed Glass & Brass Frame
- Finish : Chrome
- Description : Dual Side
Wall Mounted
Regular view and 3x Magnified
- Packing : Per Piece



ITEM NO.	OLD CODE	NEW CODE	MIRROR DIA.
RFN.WM211.6"	735.30.291	B03.04.029	Ø 6"
RFN.WM211.8"	735.30.296	B03.04.030	Ø 8"

BATHROOM CABINET TOP WITH MARBLE STONE

- Material : 9-Ply Marine Plywood
18mm Thickness
- Finish : White High Gloss
- Includes : Mirror Wall Cabinet
Base Cabinet
Countertop with Marble Stone
and Ceramic Basin
- Packing : Per Set



A: 780 x 150 x 800mm
B: 780 x 535 x 780mm



ITEM NO.	OLD CODE	NEW CODE	DIMENSION (L x W x H)
RFN.BC614	700.01.001		800 x 540 x 910mm

BATHROOM CABINET

- Material : 9-Ply Marine Plywood
18mm Thickness
- Finish : White High Gloss
- Includes : Mirror Wall Cabinet
Base Cabinet
Countertop Ceramic Basin
- Packing : Per Set



A: 580 x 120 x 780mm
B: 580 x 455 x 480mm



ITEM NO.	OLD CODE	NEW CODE	DIMENSION (L x W x H)
RFN.BC616	700.01.003		600 x 455 x 550mm

BATHROOM CABINET TOP WITH CERAMIC BASIN

- Material : 9-Ply Marine Plywood
18mm Thickness
- Finish : White High Gloss
- Includes : Mirror Wall Cabinet
Base Cabinet
Countertop with Marble Stone
and Ceramic Basin
- Packing : Per Set



A: 500 x 120 x 730mm
B: 780 x 455 x 480mm
C: 230 x 140 x 730mm



ITEM NO.	OLD CODE	NEW CODE	DIMENSION (L x W x H)
RFN.BC589	700.01.007		800 x 460 x 540mm

BATHROOM CABINET TOP WITH CERAMIC BASIN

- Material : 9-Ply Marine Plywood
18mm Thickness
- Finish : White High Gloss
- Includes : Mirror Wall Cabinet
Base Cabinet
Countertop Ceramic Basin
- Packing : Per Set



A: 780 x 150 x 800mm
B: 780 x 535 x 780mm



ITEM NO.	OLD CODE	NEW CODE	DIMENSION (L x W x H)
RFN.BC617	700.01.004		700 x 455 x 560mm

BATHROOM CABINET TOP WITH CERAMIC BASIN

- Material : 9-Ply Marine Plywood
18mm Thickness
- Finish : Cream Matte
- Includes : Mirror Wall Cabinet
Base Cabinet
Countertop Ceramic Basin
in White Finish
- Packing : Per Set



A: 780 x 150 x 800mm
B: 780 x 450 x 785mm



ITEM NO.	OLD CODE	NEW CODE	DIMENSION (L x W x H)
RFN.BC611	700.01.005		800 x 450 x 790mm

BATHROOM CABINET TOP WITH CERAMIC BASIN

- Material : 9-Ply Marine Plywood
18mm Thickness
- Finish : White High Gloss
- Includes : Mirror Wall Cabinet
Base Cabinet
Countertop Ceramic Basin
- Packing : Per Set



A: 980 x 150 x 695mm
B: 980 x 480 x 450mm



ITEM NO.	OLD CODE	NEW CODE	DIMENSION (L x W x H)
RFN.BC607	700.01.002		1000 x 470 x 520mm

BATHROOM CABINET TOP WITH CERAMIC BASIN

- Material : 9-Ply Marine Plywood
18mm Thickness
Door made of Solid Wood Oak
- Finish : White Oak Matte
- Includes : Mirror Wall Cabinet
Base Cabinet
Countertop with Marble Stone
and Ceramic Basin
- Packing : Per Set



A: 980 x 25 x 700mm
B: 980 x 455 x 480mm
C: 250 x 145 x 800mm
D: 260 x 120 x 100mm



ITEM NO.	OLD CODE	NEW CODE	DIMENSION (L x W x H)
RFN.BC155	700.01.006		1000 x 460 x 570mm

CORNER SHOWER ENCLOSURE

- Material : Aluminum
Clear Tempered Glass
- Finish : Aluminum
- Includes : 6mm Thick Glass
Handle and Roller
- Packing : Per Set

Note: Base not included

ITEM NO.	CODE	DIMENSION (L x W x H)
RFN.ENC90	B02.02.018	90 x 90 x 180cm
RFN.ENC100	B02.02.016	100 x 100 x 180cm
RFN.ENC129	B02.02.017	90 x 120 x 180cm



LINEAR SHOWER ENCLOSURE

- Material : Aluminum
Clear Tempered Glass
- Finish : Aluminum Frame
- Includes : 6mm Thick Glass
Handle and Roller
- Packing : Per Set

Note: Base not included

ITEM NO.	CODE	DIMENSION (L x H)
RFN.ENL120	B02.02.019	120 x 180cm
RFN.ENL130	B02.02.020	130 x 180cm
RFN.ENL140	B02.02.021	140 x 180cm
RFN.ENL150	B02.02.022	150 x 180cm
RFN.ENL160	B02.02.023	160 x 180cm
RFN.ENL180	B02.02.024	180 x 180cm
RFN.ENL200	B02.02.025	200 x 180cm



LINEAR SHOWER ENCLOSURE

- Material : Aluminum
Clear Tempered Glass
- Finish : Black Frame
- Includes : 6mm Thick Glass
Handle and Roller
- Packing : Per Set

Note: Base not included

ITEM NO.	CODE	DIMENSION (L x H)
RFN.ENL120BLK	B02.02.026	120 x 180cm
RFN.ENL130BLK	B02.02.027	130 x 180cm
RFN.ENL140BLK	B02.02.028	140 x 180cm
RFN.ENL150BLK	B02.02.029	150 x 180cm



BATHROOM CABINET

- Material : Ceramic Basin, Mirror
- Finish : White Baked and Chrome
- Feature : Details explain subtlety.
Hardware components creates simplicity.
The cabinet drawers can bounce automatically.
- Packing : Per Set

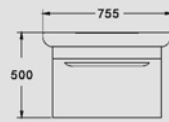
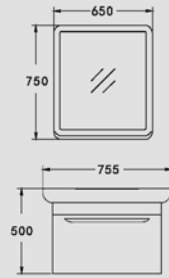


FH.9667



FH.9697

The extra-long chrome-plated brass handles in an arc shape are simple and durable, making the pull and push easy.



ITEM NO.	OLD CODE	NEW CODE	DESCRIPTION	DIMENSION (L x W x H)
FH.9697	730.51.063	B02.04.002	Main Cabinet	755 x 460 x 500mm
FH.9667	730.51.061	B02.04.001	Mirror Set	650 x 750 x 120mm

BATHROOM CABINET

- Material : Ceramic Basin, Mirror
- Finish : White Baked and Dark Brown
- Feature : Good design is supposed to be everlasting paradigm, not transient trend.
The dark brown bark-textured wood panel echoes the white baked finish.
Modern and Elegant.
- Packing : Per Set

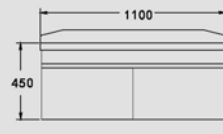
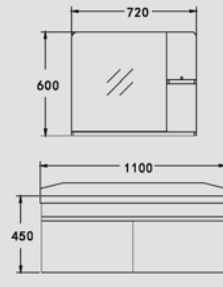


FH.9665



FH.9690

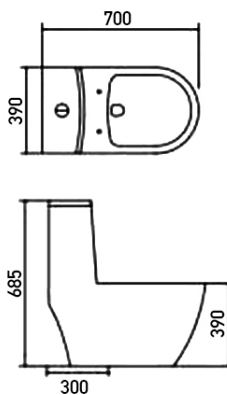
The water-proofed surface plus the water-shielding design effectively stops the water flow and resists the moisture corrosion.



ITEM NO.	OLD CODE	NEW CODE	DESCRIPTION	DIMENSION (L x W x H)
FH.9690	730.51.069	B02.04.005	Main Cabinet	1100 x 520 x 450mm
FH.9665	730.51.071	B02.04.006	Mirror Set	720 x 600 x 120mm

SIPHONIC SPRAY ONE-PIECE TOILET

- Material : Ceramic
- Finish : White
- Description : 300mm Roughing-in S-trap
Soft Close Cover - UF Seat Cover
- Packing : Per Piece



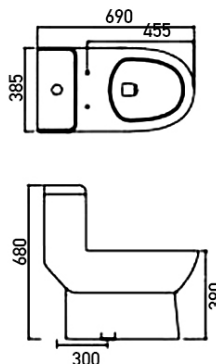
**SOFT
CLOSE**



ITEM NO.	OLD CODE	NEW CODE	DIMENSION (L x W x H)
RFN.8095.WH	745.71.002	B02.05.013	700 x 390 x 685mm

SIPHONIC SPRAY ONE-PIECE TOILET

- Material : Ceramic
- Finish : White
- Description : 300mm Roughing-in S-trap
Soft Close Cover - UF Seat Cover
- Packing : Per Piece



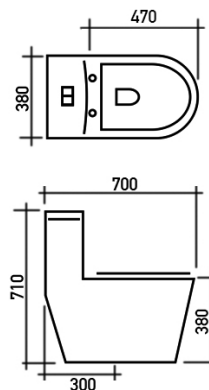
**SOFT
CLOSE**



ITEM NO.	OLD CODE	NEW CODE	DIMENSION (L x W x H)
RFN.8065.WH	745.71.004	B02.05.015	680 x 385 x 680mm

SIPHONIC SPRAY ONE-PIECE TOILET

- Material : Ceramic
- Finish : White
- Description : 300mm Roughing-in S-trap
Soft Close Cover - UF Seat Cover
- Packing : Per Piece



**SOFT
CLOSE**



ITEM NO.	OLD CODE	NEW CODE	DIMENSION (L x W x H)
RFN.2140.WH	745.60.040		700 x 390 x 710mm

ONE-PIECE WATER CLOSET

- Material : Ceramic
- Finish : White
- Description : 300mm Roughing-in S-trap
Soft Close Cover
- Packing : Per Piece



ITEM NO.	OLD CODE	NEW CODE	DIMENSION (L x W x H)
RFN.2109.WH	745.60.030	B02.05.009	670 x 350 x 720mm

ONE-PIECE WATER CLOSET

- Material : Ceramic
- Finish : White
- Description : 300mm Roughing-in S-trap
Soft Close Cover
Washdown Flushing Method
Floor Mounted
- Packing : Per Piece



ITEM NO.	CODE	DIMENSION (L x W x H)
RFN.2113.WH	B02.05.004	670 x 370 x 750mm

ONE-PIECE WATER CLOSET

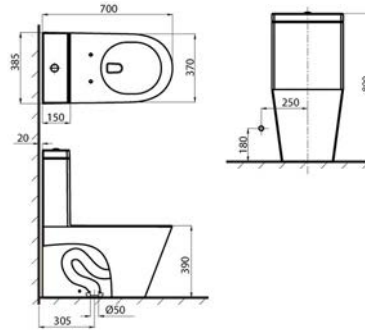
- Material : Ceramic
- Finish : White
- Description : 300mm Roughing-in S-trap
Siphonic/Jet Flushing Method
Floor Mounted
- Packing : Per Piece



ITEM NO.	OLD CODE	NEW CODE	DIMENSION (L x W x H)
RFN.8041.WH	745.71.001	B02.05.012	705 x 385 x 385mm

SIPHONIC ONE-PIECE TOILET

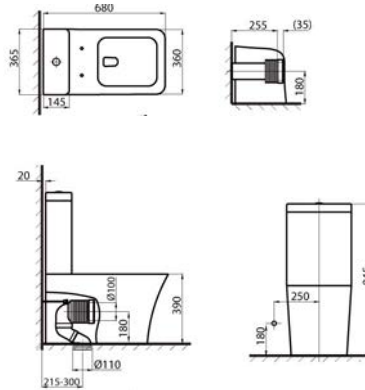
- Material : Ceramic
- Finish : White
- Description : Siphon, Dual Flushing 3/4.4L
Floor Mounting
- Packing : Per Piece



ITEM NO.	OLD CODE	NEW CODE	DIMENSION (L x W x H)
INNOCI.NC2141UW-3T0	745.75.010	B02.06.002	700 x 385 x 800mm

WASH DOWN TWO-PIECE TOILET

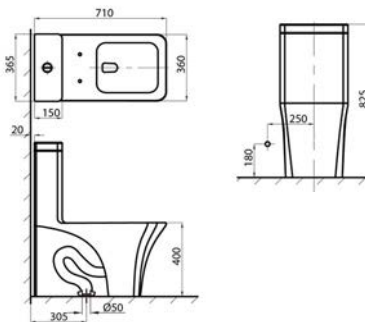
- Material : Ceramic
- Finish : White
- Description : Wash Down, Dual Flushing 3/4.4L
Floor Mounting
- Packing : Per Piece



ITEM NO.	OLD CODE	NEW CODE	DIMENSION (L x W x H)
INNOCI.NC2137UW-PT0	745.75.015	B02.06.005	680 x 365 x 845mm

ONE-PIECE TOILET

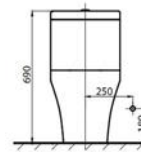
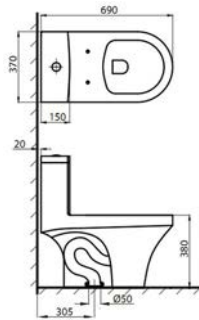
- Material : Ceramic
- Finish : White
- Description : 305mm Rough-in S-trap
Siphon, Dual Flushing 3/4.4L
Floor Mounting
- Packing : Per Piece



ITEM NO.	OLD CODE	NEW CODE	DIMENSION (L x W x H)
INNOCI.NC2146UW-3T0	745.75.013	B02.06.004	710 x 365 x 825mm

SIPHONIC ONE-PIECE TOILET

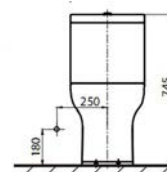
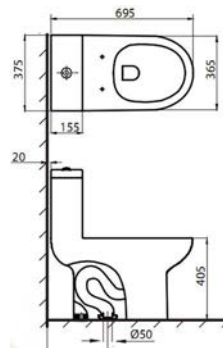
- Material : Ceramic
- Finish : White
- Description : 300±5mm Roughin-in
Siphon, Dual Flushing 3/4.4L
Floor Mounting
- Packing : Per Piece



ITEM NO.	OLD CODE	NEW CODE	DIMENSION (L x W x H)
INNOCI.NC2111XW-3	745.75.019	B02.06.008	690 x 370 x 690mm

SIPHONIC ONE-PIECE TOILET

- Material : Ceramic
- Finish : White
- Description : 300±5mm Roughin-in
Siphon, Dual Flushing 3/4.4L
Floor Mounting
- Packing : Per Piece



ITEM NO.	OLD CODE	NEW CODE	DIMENSION (L x W x H)
INNOCI.NC2144W-3	745.75.017	B02.06.006	695 x 375 x 745mm

SIPHONIC ONE-PIECE TOILET

- Material : Ceramic
- Finish : White
- Description : 300±5mm Roughin-in
Siphon, Dual Flushing 3/4.4L, Wdi Cistern
UF Soft Closing Seat Cover
Floor Mounting
- Packing : Per Piece



ITEM NO.	OLD CODE	NEW CODE	DIMENSION (L x W x H)
INNOCI.NC2151UXW-3	745.75.028	B02.06.012	715 x 365 x 750mm

NC2151UXW-3

TWO-PIECE TOILET

- Material : Ceramic
- Finish : White
- Description : 220 - 300mm Adjustable Roughin-in, S-trap
180mm Roughin-in, P-trap
Wash Down, Dual Flushing 3/4.4L
PP Seat Cover
Floor Mounting
- Packing : Per Piece



ITEM NO.	OLD CODE	NEW CODE	DIMENSION (L x W x H)
INNOCI.NC2127XW-P.ND3202N	745.75.030	B02.06.014	655 x 360 x 738mm

WASH DOWN TWO-PIECE TOILET INTELLIGENT SEAT & COVER

- Material : Ceramic
- Finish : White
- Description : 220 - 300mm Adjustable Roughin-in, S-trap
180mm Roughin-in, P-trap
Wash Down, Dual Flushing 3/4.4L
UF Seat Cover
220V/50Hz Rated Voltage
1070W Wattage
IPX4 Water Proof
- Packing : Per Piece



ITEM NO.	OLD CODE	NEW CODE	DIMENSION (L x W x H)
INNOCI.NC2116.Z04.3202	745.75.012	B02.06.003	683 x 360 x 750mm

WALL HUNG TOILET

- Material : Ceramic
- Finish : White
- Description : H=210mm Rough-in
UF Soft Closing Seat Cover
Wash Down
Tank System size: 1140+120x580mm
- Packing : Per Piece



ITEM NO.	OLD CODE	NEW CODE	DIMENSION (L x W x H)
INNOCI.NC2140W.NCD01C	745.75.029	B02.06.013	530 x 365 x 360mm

BACK INLET URINAL

- Material : Ceramic
- Finish : White
- Description : H=210 Roughin-in
Infrared Sensor Flush Method (use ND638E-1)
- Packing : Per Piece



ITEM NO.	OLD CODE	NEW CODE	DIMENSION (L x W x H)
INNOCI.NC2507W-B	745.75.022	B02.06.010	335 x 335 x 660mm

IN-WALL INFRARED URINAL SENSOR

- Material : Stainless Steel
- Finish : Stainless Steel & Chrome
- Description : Infrared Ray Controlled
AC 220V/50Hz or DC 4.5V
30-60cm Sensor Distance
4~20 Seconds Adjustable Flushing Time
0.05Mpa~0.6Mpa Water Pressure
- Packing : Per Piece



ITEM NO.	OLD CODE	NEW CODE	DIMENSION (L x W)
INNOCI.ND638E-1	745.75.018	B02.06.007	130 x 130mm

FLOOR DRAIN

- Material : Stainless Steel
- Finish : Stainless Steel
- Description : Ø 58mm Drain Outlet
- Packing : Per Piece



ITEM NO.	NEW CODE	DIMENSION (L x W)	
CLIO.FD102.SS	B01.04.039	4" x 4"	

FLOOR DRAIN

- Material : Stainless Steel
- Finish : Stainless Steel
- Description : Ø 42mm Drain Outlet
- Packing : Per Piece



ITEM NO.	OLD CODE	NEW CODE	DIMENSION (L x W)
CGR.FD201.SS	740.10.211	B01.04.008	4" x 4"

FLOOR DRAIN

- Material : SUS304 Stainless Steel
- Finish : Satin Stainless Steel
- Description : With Basket
- Packing : Per Piece



ITEM NO.	OLD CODE	NEW CODE	DIMENSION (L x W)
BSR.FD44B.SSS	740.30.241	B01.04.027	4" x 4"

FLOOR DRAIN

- Material : SUS304 Stainless Steel
- Finish : Satin Stainless Steel
- Description : Without Basket
- Packing : Per Piece



ITEM NO.	OLD CODE	NEW CODE	DIMENSION (L x W)
BSR.FD44.SSS	740.30.236	B01.04.026	4" x 4"

FLOOR DRAIN

- Material : PVC
- Finish : Gray
- Description : Ø 42mm Drain Outlet
- Packing : Per Piece



ITEM NO.	OLD CODE	NEW CODE	DRAIN OUTLET
BSR.PFD88.4GRY	740.10.884	B01.04.025	Ø 4"
BSR.PFD88.3GRY	740.10.883	B01.04.024	Ø 3"
BSR.PFD66.2GRY	740.10.662	B01.04.023	Ø 2"

FLOOR DRAIN

- Material : Brass
- Finish : Chrome Plated
- Packing : Per Piece



ITEM NO.	OLD CODE	NEW CODE	DRAIN OUTLET
BSR.FD404S.CP	740.10.404	B01.04.018	Ø 4"
BSR.FD406S.CP	740.10.406	B01.04.020	Ø 6"



FLOOR DRAIN

- Material : Brass
- Finish : Chrome Plated
- Packing : Per Piece



ITEM NO.	OLD CODE	NEW CODE	DRAIN OUTLET
BSR.FD414R.CP	740.10.414	B01.04.022	Ø 4"



TILE DRAIN

- Material : SUS304 Stainless Steel
- Finish : Satin Stainless Steel
- Description : Ø 2" Drain Outlet
Recommended for Bathroom
- Packing : Per Piece



ITEM NO.	OLD CODE	NEW CODE	DIMENSION (L x W)
RFN.TD10.SS	740.10.222	B01.04.011	10 x 10cm

TILE DRAIN

- Material : SUS304 Stainless Steel
- Finish : Satin Stainless Steel
- Description : Ø 4" Drain Outlet
Recommended for Balcony
- Packing : Per Piece



ITEM NO.	OLD CODE	NEW CODE	DIMENSION (L x W)
RFN.TD15.SS	740.10.223	B01.04.012	15 x 15cm

TILE DRAIN

- Material : SUS304 Stainless Steel
- Finish : Stainless Steel & Gray
- Packing : Per Piece



ITEM NO.	OLD CODE	NEW CODE	DIMENSION (L x W)	DRAIN OUTLET
BSR.FD125.50.SSS	740.55.050	B01.04.034	5" x 5"	Ø 50mm
BSR.FD125.75.SSS	740.55.075	B01.04.035	5" x 5"	Ø 75mm

LINEAR FLOOR DRAIN

- Material : SUS304 Stainless Steel
- Finish : Satin Stainless Steel
- Description : Ø 50mm Drain Outlet
- Packing : Per Piece



ITEM NO.	OLD CODE	NEW CODE	DIMENSION (L x W)
BSR.LFD601.SSS	740.30.601	B01.04.028	600 x 70mm
BSR.LFD801.SSS	740.30.801	B01.04.030	800 x 70mm
BSR.LFD901.SSS	740.30.901	B01.04.032	900 x 70mm

LINEAR FLOOR DRAIN


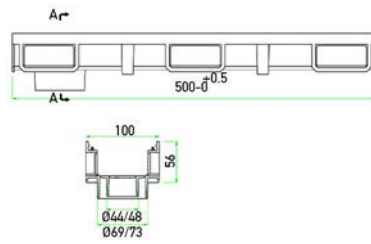
- Material : SUS304 Stainless Steel
- Finish : Satin Stainless Steel
- Description : Ø 50mm Drain Outlet
- Packing : Per Piece



ITEM NO.	OLD CODE	NEW CODE	DIMENSION (L x W)
BSR.LFD613.SSS	740.30.613	B01.04.029	600 x 70mm
BSR.LFD813.SSS	740.30.813	B01.04.031	800 x 70mm
BSR.LFD913.SSS	740.30.913	B01.04.033	900 x 70mm

DRAINAGE TRENCH

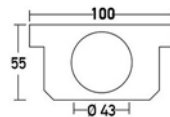
- Material : Polypropylene Plastic (PP)
- Finish : Gray
- Packing : Per Set



ITEM NO.	OLD CODE	NEW CODE
BSR.DT100G.PP	740.10.300	B01.04.013

DRAINAGE TRENCH END CAP

- Material : Polypropylene Plastic (PP)
- Finish : Gray
- Packing : Per Piece



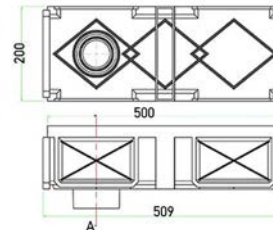
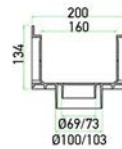
DT100EC1

DT100EC2

ITEM NO.	OLD CODE	NEW CODE	APPLICATION
BSR.DT100EC1.PP	740.10.301	B01.04.014	With Outlet
BSR.DT100EC2.PP	740.10.302	B01.04.015	Without Outlet

DRAINAGE TRENCH

- Material : Polypropylene Plastic (PP)
- Finish : Gray
- Packing : Per Set



ITEM NO.	OLD CODE	NEW CODE
BSR.DT200G.PP	740.10.303	B01.04.016

DRAINAGE TRENCH END CAP

- Material : Polypropylene Plastic (PP)
- Finish : Gray
- Packing : Per Set

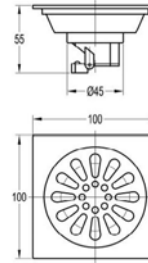


ITEM NO.	OLD CODE	NEW CODE	APPLICATION
BSR.DT200EC2.PP	740.10.304	B01.04.017	Without Outlet



G1 1/4 ANTI-FOUL BRASS FLOOR DRAIN

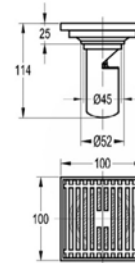
- Material : Brass
- Finish : Chrome
- Description : Ø 45mm Drain Outlet
- Packing : Per Piece



ITEM NO.	OLD CODE	NEW CODE	DIMENSION (L x W)
FH.3005	730.52.057	B01.04.001	100 x 100mm

DN 50 ANTI-FOUL BRASS FLOOR DRAIN

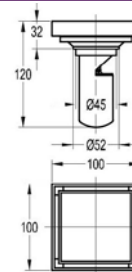
- Material : Brass
- Finish : Chrome
- Description : Ø 45mm Drain Outlet
- Packing : Per Piece



ITEM NO.	OLD CODE	NEW CODE	DIMENSION (L x W)
FH.3010	730.52.059	B01.04.002	140 x 90mm

DN 50 ANTI-FOUL BRASS FLOOR DRAIN

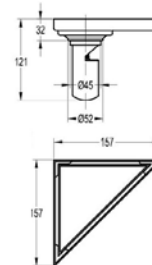
- Material : Brass
- Finish : Chrome
- Description : Ø 45mm Drain Outlet
- Packing : Per Piece



ITEM NO.	OLD CODE	NEW CODE	DIMENSION (L x W)
FH.3011	730.52.061	B01.04.003	100 x 100mm

DN 50 ANTI-FOUL BRASS FLOOR DRAIN

- Material : Brass
- Finish : Chrome
- Description : Ø 45mm Drain Outlet
- Packing : Per Piece



ITEM NO.	OLD CODE	NEW CODE	DIMENSION (L x W)
FH.3012	730.52.063	B01.04.005	157 x 157mm

BIDET SPRAY KIT

- Material : SUS304 Stainless Steel
- Finish : Satin Stainless Steel
- Description : On/Off Valve Holder (80 x Ø 28mm)
Anti-Twist Flexible Hose - 1.2M
- Packing : Per Piece



ITEM NO.	OLD CODE	NEW CODE	DIMENSION (L x H)
CLIO.CL135.SUS304	750.05.024	B01.03.003	57 x 115mm

WALL BIB TAP (2-WAY) W/ BIDET SPRAY

- Material : SUS304 Stainless Steel
- Finish : Satin Stainless Steel
- Description : On/Off Valve Holder (Ø 28mm)
BIB Tap 95x87mm
Anti-Twist Flexible Hose - 1.2M
- Packing : Per Piece



ITEM NO.	OLD CODE	NEW CODE	DIMENSION (L x H)
CLIO.CL136.SUS304	750.05.025	B01.03.004	57 x 115mm

BIDET SPRAY W/ ANGLE VALVE

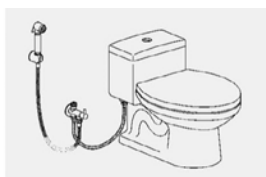
- Material : SUS304 Stainless Steel
- Finish : Satin Stainless Steel
- Description : On/Off Valve Holder (60 x Ø 24mm)
Base Size Ø 48
Anti-Twist Flexible Hose - 1.2M
Bidet Holder (60 x 43mm)
- Packing : Per Piece



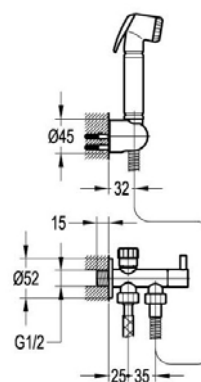
ITEM NO.	OLD CODE	NEW CODE	DIMENSION (L x H)
CLIO.CL137.SUS304	750.05.026	B01.03.005	57 x 115mm

BIDET SHOWER SET

- Material : Brass
- Finish : Chrome
- Packing : Per Piece



The bidet shower set is acclaimed for its two-way function and easy operation, easily creating a clean life in any bathroom.



ITEM NO.	OLD CODE	NEW CODE
FH.9317C.607.555	730.52.031	B01.03.002

BIDET SPRAY

- Material : Stainless Steel SUS304
- Finish : Stainless steel
- Packing : per piece



ITEM NO.	NEW CODE
CL.SB10.SSS	B01.03.009

BIDET SPRAY

- Material : Stainless Steel SUS304
- Finish : Stainless steel
- Description : Includes stainless steel hose and holder
- Packing : per piece



ITEM NO.	NEW CODE
CL.SB11.SSS	B01.03.006

BIDET SET W/ PVC HOSE + H.D HOLDER

- Material : Stainless Steel SUS304 & PVC
- Finish : Stainless steel & silver
- Description : Includes pvc hose and holder
- Packing : per piece



ITEM NO.	NEW CODE
CL.SB12.SSS	B01.03.007

BIDET SET

- Material : Stainless Steel SUS304
- Finish : Black
- Description : Includes stainless steel hose and holder
- Packing : per piece



ITEM NO.	NEW CODE
CL.SB13.BLK	B01.03.008

BIDET SET

- Material : Stainless Steel SUS304
- Finish : White
- Description : Includes stainless steel hose and holder
- Packing : per piece



ITEM NO.	NEW CODE
CL.SB14.WHT	B01.03.010

FOOT VALVE

- Material : Brass
- Finish : Chrome
- Description : Wall/Floor Mount
- Packing : Per Piece

ITEM NO.	OLD CODE	NEW CODE	DIMENSION (L x H)
MCM.9057.W/F	500.41.100		236 x 40mm



DOUBLE FOOT PEDAL VALVE

- Material : Brass
- Finish : Chrome with Indicators
- Description : Floor Mount
1/2" Female NPT inlets to the back
1/2" Female NPT outlet to rear
- Packing : Per Piece

ITEM NO.	OLD CODE	NEW CODE	DIMENSION (L x W x H)
BSR.PV2F.H&C	500.40.100	B03.04.001	118 x 140 x 68mm



SINGLE FOOT PEDAL VALVE

- Material : Brass
- Finish : Chrome with Indicator
- Description : Floor Mount
1/2" Female NPT inlets to the back
1/2" Female NPT outlet to rear
Self-closing
- Packing : Per Piece

ITEM NO.	OLD CODE	NEW CODE	DIMENSION (L x W x H)
BSR.PV1F.C	500.40.110	B03.04.002	123 x 80 x 79mm



SINGLE KNEE PEDAL VALVE

- Material : Brass
- Finish : Chrome Knee lever with Indicator
- Description : Floor Mount
1/2" Female NPT inlets to the back
1/2" Female NPT outlet to rear
Self-closing
- Packing : Per Piece

ITEM NO.	OLD CODE	NEW CODE	DIMENSION (L x W x H)
BSR.PV1K.C	500.40.120	B03.04.003	97 x 80 x 80mm



DOUBLE KNEE PEDAL VALVE

- Material : Brass
- Finish : Chrome Knee levers with Indicators
- Description : Floor Mount
1/2" Female NPT inlets to the back
1/2" Female NPT outlet to rear
Self-closing
- Packing : Per Piece

ITEM NO.	OLD CODE	NEW CODE	DIMENSION (L x W x H)
BSR.PV2K.H&C	500.40.130	B03.04.004	97 x 140 x 65mm



FOOT PEDAL VALVE

- Material : Brass
- Finish : Chrome Plated
- Packing : Per Piece



ITEM NO.	CODE	DESCRIPTION
BSR.PV1FN.C	B03.04.031	Single Foot
BSR.PV2FN.HC	B03.04.032	Double Foot

ANGLE VALVE

- Material : Brass
- Finish : Chrome
- Packing : Per Piece



ITEM NO.	OLD CODE	NEW CODE	DIMENSION (L x H)
BSR.KSAV.1/2X3/8	510.50.501	B05.01.027	1/2" x 3/8"

ANGLE VALVE

- Material : Brass
- Finish : Chrome
- Packing : Per Piece



ITEM NO.	OLD CODE	NEW CODE	DIMENSION (L x H)
BSR.KSAV.156	510.50.536		1/2" x 3/8" x 3/8"

ANGLE VALVE

- Material : Brass
- Finish : Chrome
- Packing : Per Piece



ITEM NO.	OLD CODE	NEW CODE	DIMENSION (L x H)
BSR.KSAV.125	510.50.533	B05.01.033	1/2" x 1/2" x 1/2"

FLEXIBLE HOSE

- Material : Brass
- Finish : Chrome
- Packing : Per Piece



ITEM NO.	CODE	DIMENSION (L)
BSR.KSFH.1/2X1/2X14	B05.01.034	1/2" x 3/8" x 14"
BSR.KSFH.1/2X1/2X12	B05.01.035	1/2" x 1/2" x 12"
BSR.KSFH.1/2X3/8X12	B05.01.036	1/2" x 3/8" x 12"
BSR.KSFH.1/2X3/8X24	B05.01.037	1/2" x 3/8" x 24"

TWO WAY ANGLE VALVE

- Material : SUS304 Stainless Steel
- Finish : Satin Stainless Steel
- 1/2" (M) x 1/2" (M) x 1/2" (M)
- Plate Size Ø 48mm
- Body Size Ø 24mm
- Packing : Per Piece



ITEM NO.	OLD CODE	NEW CODE	DIMENSION (L x H)
CLIO.CL1152.SUS304	750.05.005	B04.06.027	60 X 70mm

ANGLE VALVE

- Material : SUS304 Stainless Steel
- Finish : Satin Stainless Steel
- 1/2" (M) x 1/2" (M)
- Plate Size Ø 48mm
- Body Size Ø 24mm
- Packing : Per Piece



ITEM NO.	OLD CODE	NEW CODE	DIMENSION (L x H)
CLIO.CL1155.SUS304	750.05.009	B04.06.031	42 X 73mm

ANGLE VALVE

- Material : SUS304 Stainless Steel
- Finish : Satin Stainless Steel
1/2" (M) x 1/2" (M)
Plate Size Ø 48mm
Body Size Ø 24mm
- Packing : Per Piece



ITEM NO.	OLD CODE	NEW CODE	DIMENSION (L x H)
CLIO.CL1153.SUS304	750.05.007	B04.06.029	67 X 70mm

STOP VALVE

- Material : Brass
- Finish : Chrome
1/2" (F) x 1/2" (F)
Plate Size Ø 60mm
Body Size Ø 28mm
- Packing : Per Piece



ITEM NO.	OLD CODE	NEW CODE	DIMENSION (L x H)
CLIO.CL1156.SUS304	750.05.083	B04.06.036	66 X 80mm

ANGLE VALVE

- Material : SUS304 Stainless Steel
- Finish : Satin Stainless Steel
1/2" (M) x 1/2" (M)
Plate Size Ø 48mm
Body Size Ø 24mm
- Packing : Per Piece



ITEM NO.	OLD CODE	NEW CODE	DIMENSION (L x H)
CLIO.CL1154.SUS304	750.05.008	B04.06.030	43 X 71mm

ANGLE VALVE

- Material : SUS304 Stainless Steel
- Finish : Satin Stainless Steel
1/2" (M) x 1/2" (M)
Plate Size Ø 48mm
Body Size Ø 24mm
- Packing : Per Piece



ITEM NO.	OLD CODE	NEW CODE	DIMENSION (L x H)
CLIO.CL1151.SUS304	750.05.006	B04.06.028	42 X 73mm

ANGLE VALVE

- Material : Stainless Steel SUS304
- Finish : SSS / Blue
- Description : 1/2" x 1/2"
- Packing : per piece

ITEM NO.	NEW CODE
CL.AV101C.SS	B04.06.037



ANGLE VALVE

- Material : Stainless Steel SUS304
- Finish : Glossy white / Blue
- Description : 1/2" x 1/2"
- Packing : per piece

ITEM NO.	NEW CODE
CL.AV103.WHT	B04.06.040



ANGLE VALVE

- Material : Stainless Steel SUS304
- Finish : SS / Red
- Description : 1/2" x 1/2"
- Packing : per piece

ITEM NO.	NEW CODE
CL.AV101H.SS	B04.06.038



ANGLE VALVE 2 WAY 1/2"

- Material : Stainless Steel SUS304
- Finish : SS / Blue
- Description : 1/2" x 1/2"
- Packing : per piece

ITEM NO.	NEW CODE
CL.AV102.SS	B04.06.039



ANGLE VALVE

- Material : Stainless Steel SUS304
- Finish : Matte Black / Blue
- Description : 1/2" x 1/2"
- Packing : per piece

ITEM NO.	NEW CODE
CL.AV104.BLK	B04.06.041



ANGLE VALVE 2 WAY 1/2"

- Material : Stainless Steel SUS304
- Finish : Matte Black / Blue
- Description : 1/2" x 1/2"
- Packing : per piece

ITEM NO.	NEW CODE
CL.AV102.BLK	B04.06.053



ANGLE VALVE, 120G

- Material : Brass
- Finish : Chrome
- Description : 1/2" x 1/2"
- Packing : Per Piece



ITEM NO.	OLD CODE	NEW CODE	DIMENSION
FL.H819.SM	730.52.117	B01.05.031	

ANGLE VALVE

- Material : Brass
- Finish : Chrome
- Description : 1/2" x 1/2"
- Packing : Per Piece



ITEM NO.	OLD CODE	NEW CODE	DIMENSION
FL.H801	730.52.101	B01.05.029	

ANGLE VALVE

- Material : Brass
- Finish : Chrome
- Description : 1/2" x 1/2"
- Packing : Per Piece



ITEM NO.	OLD CODE	NEW CODE	DIMENSION
FL.H819	730.52.102	B01.05.030	

BRASS POP-UP WASTE

- Material : Brass
- Finish : Chrome
- Description : Without Overflow
- Description : 1-1/4"
- Packing : Per Piece



ITEM NO.	OLD CODE	NEW CODE
FL.H1003	730.52.095	B01.05.023

BRASS POP-UP WASTE

- Material : Brass
- Finish : Chrome
- Description : With Overflow
- Description : 1-1/4"
- Packing : Per Piece



ITEM NO.	OLD CODE	NEW CODE
FL.H1003Y	730.52.096	B01.05.024

BRASS BASIN P-TRAP

- Material : Brass
- Finish : Chrome
- Packing : Per Piece



ITEM NO.	OLD CODE	NEW CODE	DESCRIPTION
FL.H6023	730.52.099	B01.05.027	1-1/4"
FL.H6026	730.52.100	B01.05.028	1-1/2"

BRASS BASIN BOTTLE TRAP

- Material : Brass
- Finish : Chrome
- Description : 1-1/4"
- Packing : Per Piece



ITEM NO.	OLD CODE	NEW CODE
FL.H6002	730.52.097	B01.05.025

BRASS BASIN BOTTLE TRAP

- Material : Brass
- Finish : Chrome
- Description : 1-1/4"
- Packing : Per Piece



ITEM NO.	OLD CODE	NEW CODE
FL.H1004	730.52.098	B01.05.026

ANGLE VALVE

- Material : SUS304 Stainless Steel
- Finish : SN Brushed
- Description : 1/2" x 1/2" x 1/2"
- Packing : Per Piece



ITEM NO.	NEW CODE	DIMENSION (L x W x H)
RFN.5015	B01.05.032	130 x 70 x 27mm

POP-UP WASTE

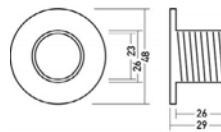
- Material : SUS304 Stainless Steel
- Finish : SN Brushed
- Packing : Per Piece



ITEM NO.	NEW CODE	DIMENSION (DIA x H)	DESCRIPTION
RFN.P100	B01.05.033	Ø31 x (154+65)	with spill ways
RFN.P100-2	B01.05.034	Ø31 x (154+65)	without spill ways

BRASS BUSHING REDUCER

- Material : Brass/PVC
- Finish : Brass/Beige
- Description : 1/2" x 3/4"
- Packing : Per Piece



ITEM NO.	OLD CODE	NEW CODE	DESCRIPTION
RFN.BC-1926	700.05.001	B01.03.001	Brass
RFN.PC-1926	700.05.002	B01.03.001	PVC, Beige Finish

BRASS BASIN BOTTLE TRAP

- Material : Brass
- Finish : Chrome
- Description : Pop-up Waste with Overflow
- Packing : Per Piece



ITEM NO.	OLD CODE	NEW CODE
FH.9235A	730.52.035	B01.05.009

BRASS BASIN P-TRAP

- Material : Brass
- Finish : Chrome
- Packing : Per Piece



ITEM NO.	OLD CODE	NEW CODE
FH.9203A	730.52.039	B01.05.011

BRASS BASIN P-TRAP

- Material : Brass
- Finish : Chrome
- Packing : Per Piece



ITEM NO.	OLD CODE	NEW CODE
FH.9272.9203	730.52.041	B01.05.012

BRASS POP-UP WASTE

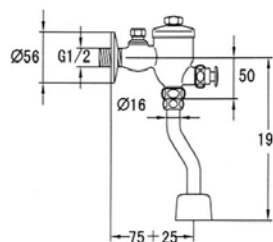
- Material : Brass
- Finish : Chrome
- Packing : Per Piece



ITEM NO.	OLD CODE	NEW CODE	DESCRIPTION
FH.9265B	730.52.045	B01.05.014	With Overflow
FH.9265C	730.52.047	B01.05.015	Without Overflow

URINAL FLUSH VALVE

- Material : Brass
- Finish : Chrome
- Packing : Per Piece



ITEM NO.	OLD CODE	NEW CODE
FH.2123	730.52.029	B01.05.007

BRASS BASIN BOTTLE TRAP

- Material : Brass
- Finish : Chrome
- Description : Pop-up Waste with Overflow
- Packing : Per Piece



ITEM NO.	OLD CODE	NEW CODE
FH.9208.9203A	730.52.043	B01.05.013

2-WAY TRIANGLE VALVE

- Material : Brass
- Finish : Chrome
- Description : 1/2"
- Packing : Per Piece



ITEM NO.	OLD CODE	NEW CODE	DIMENSION
FH9317C.607	730.52.049	B04.06.010	

TRIANGLE VALVE

- Material : Brass
- Finish : Chrome
- Description : 1/2"
- Packing : Per Piece



ITEM NO.	OLD CODE	NEW CODE	DIMENSION (L x H)
FH.9319C.659	730.52.051	B04.06.011	

TOWEL RACK W/ EXTRA BAR

- Material : Brass
- Finish : Chrome Plated, Matte Black
- Packing : Per Piece



ITEM NO.	NEW CODE	DIMENSION (L x W x H)	FINISH
RFN.JM02.CP	B01.02.121	645 x 210 x 110mm	Chrome
RFN.JM02B.MBLK	B01.02.122	645 x 210 x 110mm	Matte Black

TOWEL BAR

- Material : Brass
- Finish : Chrome Plated, Matte Black
- Packing : Per Piece



ITEM NO.	NEW CODE	DIMENSION (L x W x H)	FINISH
RFN.JM11.CP	B01.02.123	645 x 65 x 45mm	Chrome
RFN.JM11B.MBLK	B01.02.124	645 x 65 x 45mm	Matte Black

DOUBLE TOWEL BAR

- Material : Brass
- Finish : Chrome Plated, Matte Black
- Packing : Per Piece



ITEM NO.	NEW CODE	DIMENSION (L x W x H)	FINISH
RFN.JM12.CP	B01.02.125	645 x 135 x 45mm	Chrome
RFN.JM12B.MBLK	B01.02.126	645 x 135 x 45mm	Matte Black

TOWEL RING

- Material : Brass
- Finish : Chrome Plated, Matte Black
- Packing : Per Piece



ITEM NO.	NEW CODE	DIMENSION (L x W x H)	FINISH
RFN.JM20.CP	B01.02.127	170 x 70 x 200mm	Chrome
RFN.JM20B.MBLK	B01.02.128	170 x 70 x 200mm	Matte Black

ROBE DOUBLE HOOK

- Material : Brass
- Finish : Chrome Plated, Matte Black
- Packing : Per Piece



ITEM NO.	NEW CODE	DIMENSION (L x W x H)	FINISH
RFN.JM32.CP	B01.02.129	60 x 50 x 45mm	Chrome
RFN.JM32B.MBLK	B01.02.130	60 x 50 x 45mm	Matte Black

SOAP DISH HOLDER

- Material : Brass
- Finish : Chrome Plated, Matte Black
- Packing : Per Piece



ITEM NO.	NEW CODE	DIMENSION (L x W x H)	FINISH
RFN.JM50.CP	B01.02.131	120 x 115 x 45mm	Chrome
RFN.JM50B.MBLK	B01.02.132	120 x 115 x 45mm	Matte Black

SOAP HOLDER

- Material : Brass
- Finish : Chrome Plated
- Packing : Per Piece



ITEM NO.	NEW CODE	DIMENSION (L x W x H)	FINISH
RFN.JM51.CP	B01.02.133	115 x 155 x 70mm	Chrome

TISSUE HOLDER

- Material : Brass
- Finish : Chrome Plated, Matte Black
- Packing : Per Piece



ITEM NO.	NEW CODE	DIMENSION (L x W x H)	FINISH
RFN.JM70.CP	B01.02.134	150 x 100 x 150mm	Chrome
RFN.JM70B.MBLK	B01.02.135	150 x 100 x 150mm	Matte Black

SPARE TISSUE HOLDER

- Material : Brass
- Finish : Chrome Plated, Matte Black
- Packing : Per Piece



ITEM NO.	NEW CODE	DIMENSION (L x W x H)	FINISH
RFN.JM71.CP	B01.02.136	45 x 70 x 165mm	Chrome
RFN.JM71B.MBLK	B01.02.137	45 x 70 x 165mm	Matte Black

GLASS SHELF

- Material : Brass
- Finish : Chrome Plated
- Packing : Per Piece



ITEM NO.	NEW CODE	DIMENSION (L x W x H)	FINISH
RFN.JM81.CP	B01.02.138	605 x 130 x 45mm	Chrome

FOLDABLE DOUBLE TOWEL RACK

- Material : Brass
- Finish : Chrome Plated
- Packing : Per Piece



ITEM NO.	NEW CODE	DIMENSION (L x W x H)	FINISH
RFN.JM05.CP	B01.01.095	645 x 210 x 110mm	Chrome

SOAP BASKET

- Material : Brass
- Finish : Chrome Plated, Matte Black
- Packing : Per Piece



ITEM NO.	NEW CODE	DIMENSION (L x W x H)	FINISH
RFN.JM52.CP	B01.01.096	140 x 125 x 45mm	Chrome
RFN.JM52B.MBLK	B01.01.097	140 x 125 x 45mm	Matte Black

GLASS SHELF

- Material : Brass
- Finish : Chrome Plated
- Packing : Per Piece



ITEM NO.	NEW CODE	DIMENSION (L x W x H)
RFN.KMB81.CP	B01.02.139	600 x 135 x 47mm

TOWEL RACK W/ EXTRA BAR

- Material : Brass
- Finish : Chrome Plated
- Packing : Per Piece



ITEM NO.	NEW CODE	DIMENSION (L x W x H)
RFN.KMB02.CP	B01.02.140	650 x 210 x 110mm

TOWEL BAR

- Material : Brass
- Finish : Chrome Plated
- Packing : Per Piece



ITEM NO.	NEW CODE	DIMENSION (L x W x H)
RFN.KMB11.CP	B01.02.141	650 x 650 x 470mm

DOUBLE TOWEL BAR

- Material : Brass
- Finish : Chrome Plated
- Packing : Per Piece



ITEM NO.	NEW CODE	DIMENSION (L x W x H)
RFN.KMB12.CP	B01.02.142	650 x 120 x 47mm

TOWEL RING

- Material : Brass
- Finish : Chrome Plated
- Packing : Per Piece



ITEM NO.	NEW CODE	DIMENSION (L x W x H)
RFN.KMB22.CP	B01.02.143	205 x 65 x 145mm

TISSUE HOLDER

- Material : Brass
- Finish : Chrome Plated
- Packing : Per Piece



ITEM NO.	NEW CODE	DIMENSION (L x W x H)
RFN.KMB70.CP	B01.02.144	135 x 90 x 140mm

SOAP BASKET

- Material : Brass
- Finish : Chrome Plated
- Packing : Per Piece



ITEM NO.	NEW CODE	DIMENSION (L x W x H)
RFN.KMB52.CP	B01.01.098	140 x 120 x 47mm

ROBE HOOK

- Material : Brass
- Finish : Chrome Plated
- Packing : Per Piece



ITEM NO.	NEW CODE	DIMENSION (L x W x H)
RFN.KMB32.CP	B01.01.099	100 x 65 x 47mm

TISSUE HOLDER

- Material : Brass
- Finish : Matte Black
- Packing : Per Piece



ITEM NO.	NEW CODE	DIMENSION (L x W x H)
RFN.MH70B.MBLK	B01.02.145	128 x 62 x 92mm

TISSUE HOLDER

- Material : Brass
- Finish : Matte Black
- Packing : Per Piece



ITEM NO.	NEW CODE	DIMENSION (L x W x H)
RFN.MH711B.MBLK	B01.02.146	179 x 59 x 28mm

TOWEL RACK

- Material : Brass
- Finish : Matte Black
- Packing : Per Piece



ITEM NO.	NEW CODE	DIMENSION (L x W x H)
RFN.MH01B.MBLK	B01.02.147	500 x 205 x 20mm

TOWEL BAR

- Material : Brass
- Finish : Matte Black
- Packing : Per Piece



ITEM NO.	NEW CODE	DIMENSION (L x W x H)
RFN.MH11L600B.MBLK	B01.02.148	600 x 59 x 20mm

TOWEL BAR

- Material : Brass
- Finish : Matte Black
- Packing : Per Piece



ITEM NO.	NEW CODE	DIMENSION (L x W x H)
RFN.MH12L500B.MBLK	B01.02.149	500 x 130 x 20mm

TOWEL RING

- Material : Brass
- Finish : Matte Black
- Packing : Per Piece



ITEM NO.	NEW CODE	DIMENSION (L x W x H)
RFN.MH28B.MBLK	B01.02.150	210 x 110 x 20mm

DOUBLE HOOK

- Material : Brass
- Finish : Matte Black
- Packing : Per Piece

ITEM NO.	NEW CODE	DIMENSION (L x W x H)
RFN.MH32B.MBLK	B01.02.151	80 x 39 x 28mm



GLASS HOLDER

- Material : Brass
- Finish : Matte Black
- Packing : Per Piece

ITEM NO.	NEW CODE	DIMENSION (L x W x H)
RFN.MH41B.MBLK	B01.02.152	63 x 97 x 98mm



SOAP HOLDER

- Material : Brass
- Finish : Matte Black
- Packing : Per Piece

ITEM NO.	NEW CODE	DIMENSION (L x W x H)
RFN.MH51B.MBLK	B01.02.153	103 x 117 x 42mm



SOAP BASKET


- Material : Brass
- Finish : Chrome
- Packing : Per Piece



ITEM NO.	OLD CODE	NEW CODE	DIMENSION (L x W x H)
RFN.FM52	705.30.366	B01.01.006	13 x 9 x 3cm

HOOK

- Material : Brass
- Finish : Chrome
- Packing : Per Piece



ITEM NO.	OLD CODE	NEW CODE	DIMENSION (L x W x H)
RFN.BM31.CP	705.30.261	B01.02.005	5.5 x 8.5 x 6cm

TISSUE HOLDER

- Material : Brass
- Finish : Chrome
- Packing : Per Piece



ITEM NO.	OLD CODE	NEW CODE	DIMENSION (L x W x H)
RFN.BM70.CP	705.30.281	B01.02.009	15 x 11.5 x 15cm

TOWEL RING

- Material : Brass
- Finish : Chrome
- Packing : Per Piece



ITEM NO.	OLD CODE	NEW CODE	DIMENSION (L x W x H)
RFN.BM20.CP	705.30.256	B01.02.004	17 x 8.5 x 19cm

TOWEL BAR


- Material : Brass
- Finish : Chrome
- Packing : Per Piece



ITEM NO.	OLD CODE	NEW CODE	DIMENSION (L x W x H)
RFN.BM11.CP	705.30.246	B01.02.002	68 x 8 x 5.5cm

DOUBLE TOWEL BAR

- Material : Brass
- Finish : Chrome
- Packing : Per Piece



ITEM NO.	OLD CODE	NEW CODE	DIMENSION (L x W x H)
RFN.BM12	705.30.251	B01.02.003	65.5 x 13 x 13cm

TOWEL RACK WITH EXTRA BAR

- Material : Brass
- Finish : Chrome
- Packing : Per Piece



ITEM NO.	OLD CODE	NEW CODE	DIMENSION (L x W x H)
RFN.BM02.CP	705.30.241	B01.02.001	65.5x 20.5 x 12.5cm

DOUBLE GLASS SHELF

- Material : Brass and Tempered Glass
- Finish : Chrome
- Packing : Per Piece



ITEM NO.	OLD CODE	NEW CODE	DIMENSION (L x W x H)
RFN.BM82S38.CP	705.30.291	B01.02.011	40 x 12 x 40.5cm

DOUBLE CORNER GLASS SHELF

- Material : Brass and Tempered Glass
- Finish : Chrome
- Packing : Per Piece



ITEM NO.	OLD CODE	NEW CODE	DIMENSION (L x W x H)
RFN.BM9225.CP	705.30.296	B01.02.012	37.5 x 37.5 x 40cm

DOUBLE GLASS SHELF

- Material : Brass and Tempered Glass
- Finish : Chrome
- Packing : Per Piece



ITEM NO.	OLD CODE	NEW CODE	DIMENSION (L x W x H)
RFN.CM82S38.CP	705.30.356		40 x 12.5 x 40.5cm

DOUBLE CORNER GLASS SHELF

- Material : Brass and Tempered Glass
- Finish : Chrome
- Packing : Per Piece



ITEM NO.	OLD CODE	NEW CODE	DIMENSION (L x W x H)
RFN.CM9225.CP	705.30.361	B01.02.024	37.5 x 37.5 x 40cm

TISSUE HOLDER

- Material : Brass
- Finish : Chrome
- Packing : Per Piece



ITEM NO.	OLD CODE	NEW CODE	DIMENSION (L x W x H)
RFN.CM21.CP	705.30.318		9 x 6 x 16.5cm

SOAP HOLDER

- Material : Brass
- Finish : Chrome
- Packing : Per Piece



ITEM NO.	OLD CODE	NEW CODE	DIMENSION (L x W x H)
RFN.85007.CP	710.10.321		110 x 107 x 35cm

TISSUE HOLDER

- Material : Brass
- Finish : Chrome
- Packing : Per Piece



ITEM NO.	OLD CODE	NEW CODE	DIMENSION (L x W x H)
RFN.85011.CP	710.10.331		143 x 92 x 65cm

TOWEL BAR

- Material : Brass
- Finish : Chrome
- Packing : Per Piece



ITEM NO.	OLD CODE	NEW CODE	DIMENSION (L x W x H)
RFN.85312.600CP	710.10.332	B01.02.043	600 x 200 x 15mm

GLASS HOLDER

- Material : Brass
- Finish : Chrome
- Packing : Per Piece



ITEM NO.	OLD CODE	NEW CODE	DIMENSION (L x W x H)
RFN.85006.CP	710.10.316	B01.02.041	110 x 107 x 96mm

GLASS SHELF

- Material : Brass and Tempered Glass
- Finish : Chrome
- Packing : Per Piece



ITEM NO.	OLD CODE	NEW CODE	DIMENSION (L x W x H)
RFN.85003.CP	710.10.306		529 x 125 x 35cm

ROBE HOOK

- Material : Brass
- Finish : Chrome
- Packing : Per Piece



ITEM NO.	OLD CODE	NEW CODE	DIMENSION (L x W x H)
RFN.97010.CP	710.10.361		73 x 20 x 35mm

SOAP HOLDER

- Material : Brass
- Finish : Chrome
- Packing : Per Piece



ITEM NO.	OLD CODE	NEW CODE	DIMENSION (L x W x H)
RFN.97009.CP	710.10.356		127 x 130 x 35mm

TOWEL HOLDER

- Material : Brass
- Finish : Chrome
- Packing : Per Piece



ITEM NO.	OLD CODE	NEW CODE	DIMENSION (L x W x H)
RFN.97004.CP	710.10.346		186 x 173 x 37cm

TOWEL BAR

- Material : Brass
- Finish : Chrome
- Packing : Per Piece



ITEM NO.	OLD CODE	NEW CODE	DIMENSION (L x W x H)
RFN.97001.600CP	710.10.336		600 x 70 x 20mm

TISSUE HOLDER

- Material : Brass
- Finish : Chrome
- Packing : Per Piece



ITEM NO.	OLD CODE	NEW CODE	DIMENSION (L x W x H)
RFN.97011.CP	710.10.366		143 x 92 x 65mm

TOWEL BAR WITH EXTRA BAR

- Material : Brass
- Finish : Chrome
- Packing : Per Piece



ITEM NO.	OLD CODE	NEW CODE	DIMENSION (L x W x H)
RFN.97012.CP	710.10.371		622 x 204 x 120cm

GLASS HOLDER

- Material : Brass
- Finish : Chrome
- Packing : Per Piece



ITEM NO.	OLD CODE	NEW CODE	DIMENSION (L x W x H)
RFN.97006.CP	710.10.351	B01.02.044	129 x 82 x 95mm

GLASS SHELF

- Material : Brass and Tempered Glass
- Finish : Chrome
- Packing : Per Piece



ITEM NO.	OLD CODE	NEW CODE	DIMENSION (L x W x H)
RFN.97003.CP	710.10.341		500 x 138 x 20mm

DOUBLE ROBE HOOK

- Material : Brass
- Finish : Chrome
- Packing : Per Piece



ITEM NO.	OLD CODE	NEW CODE	DIMENSION (L x W x H)
RFN.B2017.53001.CP	710.17.530		90 x 67 x 30cm

SOAP DISH HOLDER

- Material : Brass
- Finish : Chrome
- Packing : Per Piece



ITEM NO.	OLD CODE	NEW CODE	DIMENSION (L x W x H)
RFN.B2017.57001.CP	710.17.570	B01.02.065	120 x 128 x 30mm

TOWEL RING

- Material : Brass
- Finish : Chrome
- Packing : Per Piece



ITEM NO.	OLD CODE	NEW CODE	DIMENSION (L x W x H)
RFN.B2017.60101.CP	710.17.601		197 x 76 x 110mm

TOWEL BAR

- Material : Brass
- Finish : Chrome
- Packing : Per Piece



ITEM NO.	OLD CODE	NEW CODE	DIMENSION (L x W x H)
RFN.B2017.24001.CP	710.17.240	B01.02.064	660 x 76 x 30cm

GLASS SHELF

- Material : Brass
- Finish : Chrome
- Packing : Per Piece



ITEM NO.	OLD CODE	NEW CODE	DIMENSION (L x W x H)
RFN.B2017.51201.CP	710.17.512		167 x 76 x 30mm

GLASS SHELF

- Material : Brass and Tempered Glass
- Finish : Chrome
- Packing : Per Piece



ITEM NO.	OLD CODE	NEW CODE	DIMENSION (L x W x H)
RFN.B2017.98000.CP	710.17.980	B01.02.067	530 x 135 x 30mm

TUMBLER WITH HOLDER

- Material : Brass
- Finish : Chrome
- Packing : Per Piece



ITEM NO.	OLD CODE	NEW CODE	DIMENSION (L x W x H)
RFN.B2017.59101.CP	710.17.591	B01.02.066	120 x 128 x 98mm

DOUBLE ROBE HOOK

- Material : Brass
- Finish : Chrome
- Packing : Per Piece



ITEM NO.	OLD CODE	NEW CODE	DIMENSION (L x W x H)
RFN.B2059.53001.CP	710.15.530	B01.02.053	90 x 41 x 50mm

SOAP DISH HOLDER

- Material : Brass
- Finish : Chrome
- Packing : Per Piece



ITEM NO.	OLD CODE	NEW CODE	DIMENSION (L x W x H)
RFN.B2059.59100.CP	710.15.591	B01.02.055	120 x 110 x 50mm

TOWEL BAR

- Material : Brass
- Finish : Chrome
- Packing : Per Piece



ITEM NO.	OLD CODE	NEW CODE	DIMENSION (L x W x H)
RFN.B2059.24000.CP	710.15.240	B01.02.052	650 x 55 x 50mm

GLASS SHELF

- Material : Brass and Tempered Glass
- Finish : Chrome
- Packing : Per Piece



ITEM NO.	OLD CODE	NEW CODE	DIMENSION (L x W x H)
RFN.B2059.98000.CP	710.15.980	B01.02.056	530 x 142.5 x 50mm

TUMBLER HOLDER

- Material : Brass
- Finish : Chrome
- Packing : Per Piece



ITEM NO.	OLD CODE	NEW CODE	DIMENSION (L x W x H)
RFN.B2059.58000.CP	710.15.580	B01.02.054	87 x 115 x 100mm

ROBE HOOK

- Material : Brass
- Finish : Chrome
- Packing : Per Piece



ITEM NO.	OLD CODE	NEW CODE	DIMENSION (L x W x H)
RFN.B8038.CP	710.25.380		80 x 40 x 50mm

TOWEL RING

- Material : Brass
- Finish : Chrome
- Packing : Per Piece



ITEM NO.	OLD CODE	NEW CODE	DIMENSION (L x W x H)
RFN.B8033.CP	710.25.330		210 x 75 x 164cm

TISSUE HOLDER

- Material : Brass
- Finish : Chrome
- Packing : Per Piece



ITEM NO.	OLD CODE	NEW CODE	DIMENSION (L x W x H)
RFN.B8035A.CP	710.25.350		163 x 65 x 50mm

GLASS HOLDER

- Material : Brass + Glass
- Finish : Chrome
- Packing : Per Piece



ITEM NO.	OLD CODE	NEW CODE	DIMENSION (L x W x H)
RFN.B8031.CP	710.25.310		104 x 102 x 122mm

W.C. BRUSH WITH HOLDER

- Material : Brass + Glass
- Finish : Chrome
- Packing : Per Piece



ITEM NO.	OLD CODE	NEW CODE	DIMENSION (L x W x H)
RFN.B8039.CP	710.25.390		110 x 120 x 400cm

SOAP HOLDER

- Material : Brass + Glass
- Finish : Chrome
- Packing : Per Piece



ITEM NO.	OLD CODE	NEW CODE	DIMENSION (L x W x H)
RFN.B8034.CP	710.25.340		122 x 134 x 50mm

TOWEL BAR

- Material : Brass
- Finish : Chrome
- Packing : Per Piece



ITEM NO.	OLD CODE	NEW CODE	DIMENSION (L x W x H)
RFN.B8036.CP	710.25.360		600 x 65 x 50mm

GLASS SHELF

- Material : Brass + Glass
- Finish : Chrome
- Packing : Per Piece



ITEM NO.	OLD CODE	NEW CODE	DIMENSION (L x W x H)
RFN.B8037.CP	710.25.370		600 x 135 x 50cm

SOAP BASKET

- Material : Stainless Steel
- Finish : Polished Stainless Steel
- Packing : Per Piece



ITEM NO.	OLD CODE	NEW CODE	DIMENSION (L x W x H)
RFN.B1086M.PSS	715.10.206	B01.01.008	230 x 137 x 60mm

SOAP BASKET

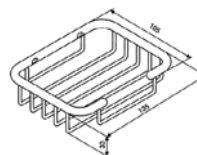
- Material : Stainless Steel
- Finish : Polished Stainless Steel
- Packing : Per Piece



ITEM NO.	OLD CODE	NEW CODE	DIMENSION (L x W x H)
RFN.B1086L.PSS	715.10.201	B01.01.007	340 x 204 x 85mm

SOAP BASKET

- Material : Stainless Steel
- Finish : Polished Stainless Steel
- Packing : Per Piece



ITEM NO.	OLD CODE	NEW CODE	DIMENSION (L x W x H)
RFN.B1083.PSS	715.20.221	B01.01.012	135 x 105 x 33cm

CORNER BASKET

- Material : Stainless Steel
- Finish : Chrome
- Packing : Per Piece



ITEM NO.	OLD CODE	NEW CODE	DIMENSION (L x W x H)
RFN.BB9231.CP	715.20.225	B01.01.015	220 x 220 x 75mm

WALL MOUNT CORNER BASKET

- Material : Stainless Steel
- Finish : Chrome
- Packing : Per Piece



ITEM NO.	OLD CODE	NEW CODE	DIMENSION (L x W x H)
RFN.BB9232.CP	715.20.227	B01.01.016	230 x 230 x 445cm

BATHROOM BASKET

- Material : Stainless Steel
- Finish : Chrome
- Packing : Per Piece



ITEM NO.	OLD CODE	NEW CODE	DIMENSION (L x W x H)
RFN.BB9141.CP	715.20.228	B01.01.017	325 x 125 x 75mm

BATHROOM BASKET

- Material : Stainless Steel
- Finish : Chrome
- Packing : Per Piece



ITEM NO.	OLD CODE	NEW CODE	DIMENSION (L x W x H)
RFN.NS3040.CP	715.20.229	B01.01.018	400 x 120 x 75mm

SINGLE CLOTHING HOOK

- Material : SUS304 Stainless Steel
- Finish : SN Brushed
- Packing : Per Piece



ITEM NO.	NEW CODE	DIMENSION (L x W x H)
RFN.2208	B01.01.067	25 x 44 x 44mm

TOWEL RACK

- Material : SUS304 Stainless Steel
- Finish : SN Brushed
- Packing : Per Piece



ITEM NO.	NEW CODE	DIMENSION (L x W x H)
RFN.2204	B01.01.068	280 x 70 x 25mm

SINGLE LAYER TOWEL RACK

- Material : SUS304 Stainless Steel
- Finish : SN Brushed
- Packing : Per Piece



ITEM NO.	NEW CODE	DIMENSION
RFN.2201	B01.01.069	600 x 70 x 25mm

SOAP DISH

- Material : SUS304 Stainless Steel
- Finish : SN Brushed
- Packing : Per Piece



ITEM NO.	NEW CODE	DIMENSION
RFN.2207	B01.01.070	165 x 93 x 25mm

SINGLE LAYER SHELF

- Material : SUS304 Stainless Steel
- Finish : SN Brushed
- Packing : Per Piece



ITEM NO.	NEW CODE	DIMENSION
RFN.2701	B01.01.071	241 x 241 x 63mm

SINGLE LAYER SHELF

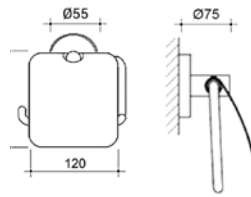
- Material : SUS304 Stainless Steel
- Finish : SN Brushed
- Packing : Per Piece



ITEM NO.	NEW CODE	DIMENSION
RFN.2702	B01.01.072	340 x 135 x 62mm

TISSUE HOLDER

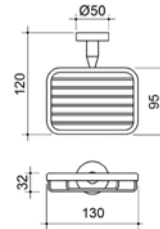
- Material : Stainless Steel
- Finish : Polished Stainless Steel
- Packing : Per Piece



ITEM NO.	NEW CODE
RFN.BAP.T11.PSS	B01.01.073

SOAP BASKET

- Material : Stainless Steel
- Finish : Polished Stainless Steel
- Packing : Per Piece



ITEM NO.	NEW CODE
RFN.BAP.S11.PSS	B01.01.074

FOLDABLE TOWEL RACK

- Material : SUS304 Stainless Steel
- Finish : Satin Stainless Steel
- Packing : Per Piece



ITEM NO.	OLD CODE	NEW CODE	DIMENSION (L x W x H)
CLIO.CL4002.SUS304	750.05.048	B01.01.038	597 x 235 x 150mm

FOLDABLE TOWEL RACK

- Material : SUS304 Stainless Steel
- Finish : Satin Stainless Steel
- Packing : Per Piece



ITEM NO.	OLD CODE	NEW CODE	DIMENSION (L x W x H)
CLIO.CL4001.SUS304	750.05.047	B01.01.037	600 x 265 x 180mm

SINGLE LAYER SHELF

- Material : SUS304 Stainless Steel
- Finish : Satin Stainless Steel
- Description : 1mm Thickness
- Packing : Per Piece



ITEM NO.	OLD CODE	NEW CODE	DIMENSION (L x W x H)
CLIO.CL4003.SUS304	750.05.049	B01.01.039	300 x 132 x 75mm
CLIO.CL4004.SUS304	750.05.050	B01.01.040	400 x 132 x 79mm

SINGLE LAYER SHELF

- Material : SUS304 Stainless Steel
- Finish : Satin Stainless Steel
- Description : 1mm Thickness
- Packing : Per Piece



ITEM NO.	OLD CODE	NEW CODE	DIMENSION (L x W x H)
CLIO.CL4005.SUS304	750.05.051	B01.01.041	230 x 230 x 75mm
CLIO.CL4006.SUS304	750.05.052	B01.01.042	260 x 260 x 79mm

DOUBLE LAYER SHELF

- Material : SUS304 Stainless Steel
- Finish : Satin Stainless Steel
- Description : 1mm Thickness
- Packing : Per Piece



ITEM NO.	OLD CODE	NEW CODE	DIMENSION (L x W x H)
CLIO.CL4007.SUS304	750.05.053	B01.01.043	300 x 140 x 350mm
CLIO.CL4008.SUS304	750.05.054	B01.01.044	400 x 140 x 350mm

DOUBLE LAYER SHELF

- Material : SUS304 Stainless Steel
- Finish : Satin Stainless Steel
- Description : 1mm Thickness
- Packing : Per Piece



ITEM NO.	OLD CODE	NEW CODE	DIMENSION (L x W x H)
CLIO.CL4009.SUS304	750.05.055	B01.01.045	400 x 230 x 350mm
CLIO.CL4010.SUS304	750.05.056	B01.01.046	400 x 260 x 360mm

DOUBLE LAYER TOWEL RACK

- Material : SUS304 Stainless Steel
- Finish : Satin Stainless Steel
- Description : Base Size Ø 50 x 125mm
- Packing : Per Piece



ITEM NO.	OLD CODE	NEW CODE	DIMENSION (L x W)
CLIO.CL4012.SUS304	750.05.058	B01.01.048	550 x 125mm

SINGLE LAYER TOWEL RACK

- Material : SUS304 Stainless Steel
- Finish : Satin Stainless Steel
- Description : Base Size Ø 50 x 125mm
- Packing : Per Piece



ITEM NO.	OLD CODE	NEW CODE	DIMENSION (L x W)
CLIO.CL4011.SUS304	750.05.057	B01.01.047	550 x 74mm

TOWEL RACK

- Material : SUS304 Stainless Steel
- Finish : Satin Stainless Steel
- Description : Base Size Ø 50 x 55mm
- Packing : Per Piece



ITEM NO.	OLD CODE	NEW CODE	DIMENSION (L x W)
CLIO.CL4018.SUS304	750.05.064	B01.01.054	50 x 55mm

CLOTHING HOOK

- Material : SUS304 Stainless Steel
- Finish : Satin Stainless Steel
- Description : Base Size Ø 50 x 55mm
- Packing : Per Piece



ITEM NO.	OLD CODE	NEW CODE	DIMENSION (L x W)
CLIO.CL4016.SUS304	750.05.062	B01.01.052	18 x 55mm

TOILET TISSUE RACK

- Material : SUS304 Stainless Steel
- Finish : Satin Stainless Steel
- Description : Base Size Ø 50 x 60mm
- Packing : Per Piece



ITEM NO.	OLD CODE	NEW CODE	DIMENSION (L x W x H)
CLIO.CL4019.SUS304	750.05.065	B01.01.055	150 x 55 x 120mm

SOAP DISH

- Material : SUS304 Stainless Steel
- Finish : Satin Stainless Steel
- Description : Base Size Ø 50 x 65mm
- Packing : Per Piece



ITEM NO.	OLD CODE	NEW CODE	DIMENSION (L x W)
CLIO.CL4014.SUS304	750.05.060	B01.01.050	90 x 65mm

TUMBLER HOLDER WITH GLASS CUP

- Material : SUS304 Stainless Steel
- Finish : Satin Stainless Steel
- Description : Glass Ø 68 x 95mm
- Packing : Per Piece



ITEM NO.	OLD CODE	NEW CODE	DIMENSION (L x W)
CLIO.CL4013.SUS304	750.05.059	B01.01.049	97 x 60mm

DOUBLE TUMBLER HOLDER WITH GLASS CUP

- Material : SUS304 Stainless Steel
- Finish : Satin Stainless Steel
- Description : Base Size Ø 50 x 65mm
- Packing : Per Piece



ITEM NO.	OLD CODE	NEW CODE	DIMENSION (L x W)
CLIO.CL4015.SUS304	750.05.061	B01.01.051	180 x 60mm(cup)

TOILET BRUSH RACK WITH BRUSH

- Material : SUS304 Stainless Steel
- Finish : Satin Stainless Steel
- Description : Base Size Ø 50 x 65mm
- Packing : Per Piece



ITEM NO.	OLD CODE	NEW CODE	DIMENSION (L x W)
CLIO.CL4017.SUS304	750.05.063	B01.01.053	65 x 320mm

TOWEL RACK

- Material : SUS304 Stainless Steel
- Finish : Satin Stainless Steel
- Description : Base Size 45 x 45 x 60mm
- Packing : Per Piece



ITEM NO.	OLD CODE	NEW CODE	DIMENSION (DIA)
CLIO.CL4028.SUS304	750.05.074	B01.01.064	Ø 160mm

CLOTHING HOOK

- Material : SUS304 Stainless Steel
- Finish : Satin Stainless Steel
- Description : Base Size 45 x 45mm
- Packing : Per Piece



ITEM NO.	OLD CODE	NEW CODE	DIMENSION (L x W)
CLIO.CL4029.SUS304	750.05.075	B01.01.065	19 x 50mm

TUMBLER HOLDER

- Material : SUS304 Stainless Steel
- Finish : Satin Stainless Steel
- Description : Base Size 45 x 45 X 65mm
- Packing : Per Piece



ITEM NO.	OLD CODE	NEW CODE	DIMENSION (L x W)
CLIO.CL4030.SUS304	750.05.076	B01.01.066	68 x 65mm

DOUBLE TUMBLER HOLDER WITH GLASS CUP

- Material : SUS304 Stainless Steel
- Finish : Satin Stainless Steel
- Description : Base Size 45 x 45 x 65mm
- Packing : Per Piece



ITEM NO.	OLD CODE	NEW CODE	DIMENSION (L x W)
CLIO.CL4023.SUS304	750.05.069	B01.01.059	181 x 62mm(cup)

TOILET BRUSH RACK WITH BRUSH

- Material : SUS304 Stainless Steel
- Finish : Satin Stainless Steel
- Description : Base Size 45 x 45 x 65mm
- Packing : Per Piece



ITEM NO.	OLD CODE	NEW CODE	DIMENSION (L x H)
CLIO.CL4027.SUS304	750.05.073	B01.01.063	62 x 320mm

DOUBLE LAYER TOWEL RACK

- Material : SUS304 Stainless Steel
- Finish : Satin Stainless Steel
- Description : Base Size 47 x 47mm
- Packing : Per Piece



ITEM NO.	OLD CODE	NEW CODE	DIMENSION (L x W)
CLIO.CL4021.SUS304	750.05.067	B01.01.057	550 x 115mm

SINGLE LAYER TOWEL RACK

- Material : SUS304 Stainless Steel
- Finish : Satin Stainless Steel
- Description : Base Size 47 x 47mm
- Packing : Per Piece



ITEM NO.	OLD CODE	NEW CODE	DIMENSION (L x W)
CLIO.CL4022.SUS304	750.05.068	B01.01.058	555 x 73mm

DOUBLE LAYER TOWEL RACK

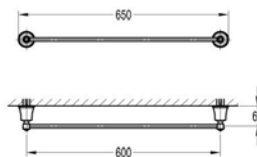
- Material : SUS304 Stainless Steel
- Finish : Satin Stainless Steel
- Packing : Per Piece



ITEM NO.	OLD CODE	NEW CODE	DIMENSION (L x W)
CLIO.CL4020.SUS304	750.05.066	B01.01.056	550 x 222 x 115mm

SINGLE TOWEL BAR

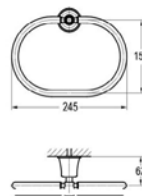
- Material : Brass
- Finish : Old Rusted Brass
- Packing : Per Piece



ITEM NO.	OLD CODE	NEW CODE	DIMENSION (L x W)
FH.8981.ORB	730.51.090	B01.02.103	600 x 62mm

TOWEL HOLDER

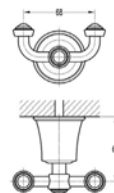
- Material : Brass
- Finish : Old Rusted Brass
- Packing : Per Piece



ITEM NO.	OLD CODE	NEW CODE	DIMENSION (L x W x H)
FH.8985.ORB	730.51.091	B01.02.104	245 x 62 x 156mm

BRASS ROBE HOOK

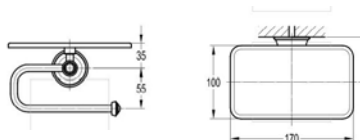
- Material : Brass
- Finish : Old Rusted Brass
- Packing : Per Piece



ITEM NO.	OLD CODE	NEW CODE	DIMENSION (L x W)
FH.8988.ORB	730.51.092	B01.02.105	68 x 62mm

TOILET ROLL HOLDER

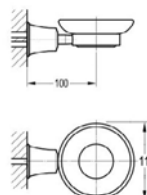
- Material : Brass
- Finish : Old Rusted Brass
- Packing : Per Piece



ITEM NO.	OLD CODE	NEW CODE	DIMENSION (L x W x H)
FH.8989.ORB	730.51.093	B01.02.106	170 x 62 x 100mm

SOAP DISH

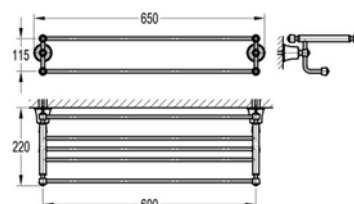
- Material : Brass
- Finish : Old Rusted Brass
- Packing : Per Piece



ITEM NO.	OLD CODE	NEW CODE	DIMENSION (L x W)
FH.8987.ORB	730.51.094	B01.02.107	111 x 100mm

TOWEL SHELF

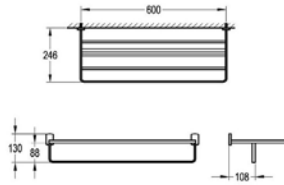
- Material : Brass
- Finish : Old Rusted Brass
- Packing : Per Piece



ITEM NO.	OLD CODE	NEW CODE	DIMENSION (L x W)
FH.8980.ORB	730.51.089	B01.02.102	600 x 220mm

TOWEL SHELF

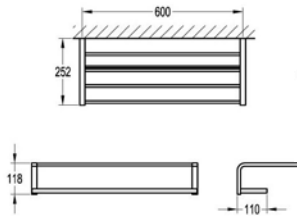
- Material : Brass
- Finish : Chrome
- Packing : Per Piece



ITEM NO.	OLD CODE	NEW CODE	DIMENSION (L x W)
FH.8960	730.51.073	B01.02.098	600 x 246mm

TOWEL SHELF

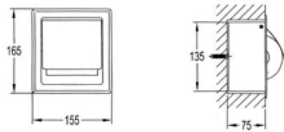
- Material : Brass
- Finish : Chrome
- Packing : Per Piece



ITEM NO.	OLD CODE	NEW CODE	DIMENSION (L x W)
FH.8925	730.51.077	B01.02.100	600 x 252mm

TOILET ROLL HOLDER

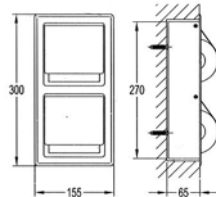
- Material : Brass
- Finish : Chrome
- Packing : Per Piece



ITEM NO.	OLD CODE	NEW CODE	DIMENSION (L x W x H)
FH.8965	730.51.023	B01.02.074	155 x 75 x 165mm

TOILET ROLL HOLDER

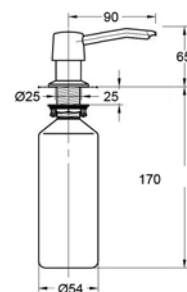
- Material : Brass
- Finish : Chrome
- Packing : Per Piece



ITEM NO.	OLD CODE	NEW CODE	DIMENSION (L x W x H)
FH.8965A	730.51.025	B01.02.076	155 x 65 x 300

LIQUID SOAP & LOTION DISPENSER

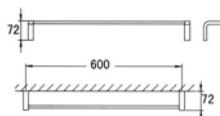
- Material : Brass Pump and Plastic Bottle
- Finish : Chrome
- Capacity : 300ml
- Packing : Per Set



ITEM NO.	NEW CODE	DIMENSION (L x H)
FH.2053B	B01.02.120	108 x 70mm

SINGLE TOWEL BAR

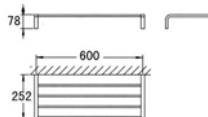
- Material : Brass
- Finish : Matte Black
- Packing : Per Piece



ITEM NO.	OLD CODE	NEW CODE	DIMENSION (L x W x H)
FH.8926.PB	750.51.017	B01.02.115	600 x 72 x 72mm

TOWEL SHELF

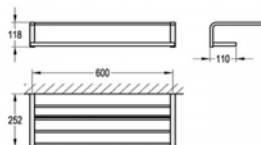
- Material : Brass
- Finish : Matte Black
- Packing : Per Piece



ITEM NO.	OLD CODE	NEW CODE	DIMENSION (L x W x H)
FH.8928.PB	750.51.019	B01.02.117	600 x 252 x 78mm

TOWEL SHELF

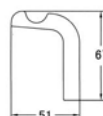
- Material : Brass
- Finish : Matte Black
- Packing : Per Piece



ITEM NO.	OLD CODE	NEW CODE	DIMENSION (L x W x H)
FH.8925.PB	750.51.020	B01.02.118	600 x 252 x 118mm

ROBE HOOK

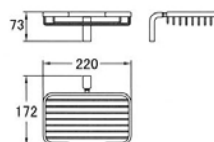
- Material : Brass
- Finish : Matte Black
- Packing : Per Piece



ITEM NO.	OLD CODE	NEW CODE	DIMENSION (L x H)
FH.8933.PB	750.51.011	B01.02.109	51 x 67mm

SOAP DISH

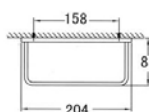
- Material : Brass
- Finish : Matte Black
- Packing : Per Piece



ITEM NO.	OLD CODE	NEW CODE	DIMENSION (L x W x H)
FH.8931.PB	750.51.015	B01.02.113	220 x 172 x 73mm

TOWEL RING

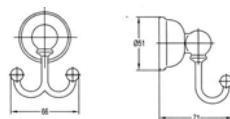
- Material : Brass
- Finish : Matte Black
- Packing : Per Piece



ITEM NO.	OLD CODE	NEW CODE	DIMENSION (L x W)
FH.8915A.PB	750.51.021	B01.02.119	204 x 88mm

ROBE HOOK

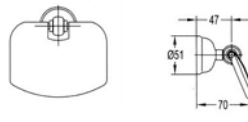
- Material : Brass
- Finish : Gold Plated
- Packing : Per Piece



ITEM NO.	OLD CODE	NEW CODE	DIMENSION (L x W)
FH.8905.7.PZ	730.51.051	B01.02.092	66 x 71mm

TOILET ROLL HOLDER

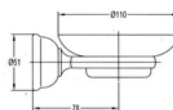
- Material : Brass
- Finish : Gold Plated
- Packing : Per Piece



ITEM NO.	OLD CODE	NEW CODE	DIMENSION
FH.8905.8.PZ	730.51.055	B01.02.095	70 x 47mm

SOAP DISH

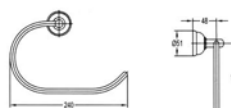
- Material : Brass
- Finish : Gold Plated
- Packing : Per Piece



ITEM NO.	OLD CODE	NEW CODE	DIMENSION (DIA x W)
FH.8905.2.PZ	730.51.049	B01.02.091	Ø 110 x 78mm

TOWEL HOLDER


- Material : Brass
- Finish : Gold Plated
- Packing : Per Piece



ITEM NO.	OLD CODE	NEW CODE	DIMENSION (L x W x H)
FH.8905.4.PZ	730.51.053	B01.02.094	220 x 172 x 73mm

SINGLE TOWEL BAR


- Material : Brass
- Finish : Gold Plated
- Packing : Per Piece



ITEM NO.	OLD CODE	NEW CODE	DIMENSION (L x W)
FH.8905.1.PZ	730.51.059	B01.02.097	600 x 48mm

TOWEL SHELF

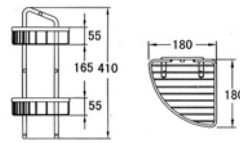
- Material : Brass
- Finish : Gold Plated
- Packing : Per Piece



ITEM NO.	OLD CODE	NEW CODE	DIMENSION (L x W)
FH.8905.11.PZ	730.51.057	B01.02.096	600 x 210mm

DOUBLE RACK

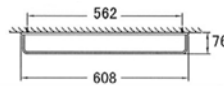
- Material : Brass
- Finish : Chrome
- Packing : Per Piece



ITEM NO.	OLD CODE	NEW CODE	DIMENSION (L x W x H)
FH.8962	730.51.029	B01.02.078	180 x 180 x 410mm

SINGLE TOWEL BAR

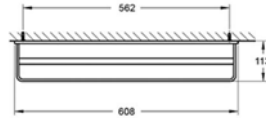
- Material : Brass
- Finish : Chrome
- Packing : Per Piece



ITEM NO.	OLD CODE	NEW CODE	DIMENSION (L x W)
FH.8912	730.51.031	B01.02.079	608 x 76mm

DOUBLE TOWEL BAR

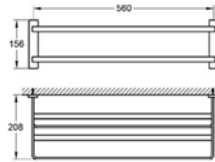
- Material : Brass
- Finish : Chrome
- Packing : Per Piece



ITEM NO.	OLD CODE	NEW CODE	DIMENSION (L x W)
FH.8911	730.51.034	B01.02.081	608 x 113mm

DOUBLE TOWEL BAR

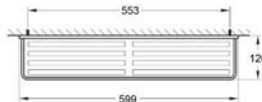
- Material : Brass
- Finish : Chrome
- Packing : Per Piece



ITEM NO.	OLD CODE	NEW CODE	DIMENSION (L x W x H)
FH.8910	730.51.038	B01.02.085	560 x 208 x 156mm

BRASS SHELF

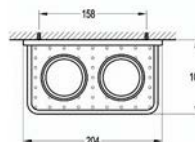
- Material : Brass
- Finish : Chrome
- Packing : Per Piece



ITEM NO.	OLD CODE	NEW CODE	DIMENSION (L x W)
FH.8917	730.51.019	B01.02.072	599 x 120mm

TUMBLER HOLDER

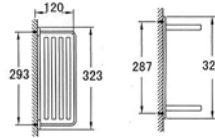
- Material : Brass
- Finish : Chrome
- Packing : Per Piece



ITEM NO.	OLD CODE	NEW CODE	DIMENSION (L x W)
FH.8920A	730.51.024	B01.02.075	204 x 109mm

DOUBLE SHELF


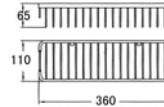
- Material : Brass
- Finish : Chrome
- Packing : Per Piece



ITEM NO.	OLD CODE	NEW CODE	DIMENSION (L x W x H)
FH.8918	730.51.041	B01.02.087	323 x 120 x 321mm

SINGLE RACK

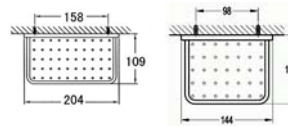
- Material : Brass
- Finish : Chrome
- Packing : Per Piece



ITEM NO.	OLD CODE	NEW CODE	DIMENSION (L x W x H)
FH.8963A	730.51.027	B01.02.077	360 x 110 x 65mm

SOAP DISH

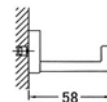
- Material : Brass
- Finish : Chrome
- Packing : Per Piece



ITEM NO.	OLD CODE	NEW CODE	DIMENSION (L x W x H)
FH.8919	730.51.036	B01.02.083	144 x 109mm
FH.8919A	730.51.037	B01.02.084	204 x 109mm

ROBE HOOK

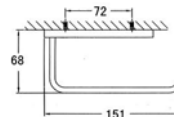
- Material : Brass
- Finish : Chrome
- Packing : Per Piece



ITEM NO.	OLD CODE	NEW CODE	DIMENSION (L)
FH.8922	730.51.039	B01.02.086	58mm

ROLL HOLDER

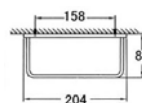
- Material : Brass
- Finish : Chrome
- Packing : Per Piece



ITEM NO.	OLD CODE	NEW CODE	DIMENSION (L x W)
FH.8921	730.51.035	B01.02.082	151 x 68mm

TOWEL RING

- Material : Brass
- Finish : Chrome
- Packing : Per Piece

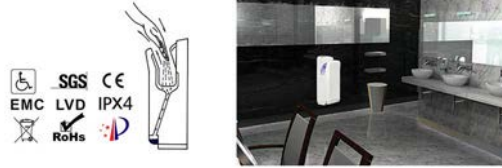


ITEM NO.	OLD CODE	NEW CODE	DIMENSION (L x W x H)
FH.8915A	730.51.033	B01.02.080	204 x 88mm

AIR JET HAND DRYER

- Material : ABS
- Finish : White / Gray
- Description : Automatic Sensor with LED Operation
220~240V/60Hz Voltage
1650W Rated Power
30 Seconds Time Protect
90M/Seconds Air Speed
38-60 Degrees Air Temperature
5-7 Seconds Drying Time
IPX4 Water Proof
- Packing : Per Piece

- Water reservoir collection, less maintenance.
- HEPA filter, reduces contamination in the air when hand drying.
- On and OFF Heat switch. No heat uses 800W only.
- Intelligent heating system will adjust the power automatically according to environmental temperature.
- Automatic and Quiet operation.
- Simple mounting bracket with polarized plug for easy installation.
- Durable and vandal resistant
- IPX4 ingress protection.



ITEM NO.	OLD CODE	NEW CODE	FINISH	DIMENSION (L x W x H)
RFN.HD2201B.WHT	735.10.237	B03.02.002	White	690 x 300 x 215mm
RFN.HD2201B.GRY	735.10.235	B03.02.001	Gray	690 x 300 x 215mm

HAND DRYER

- Material : ABS
- Finish : White
- Description : Automatic Sensor Operation
220~240V/60Hz Voltage
1800W Rated Power
12M/Seconds Warm Air Speed
20-30 Seconds Drying Time
IPX1 Water Proof
- Packing : Per Piece



ITEM NO.	OLD CODE	NEW CODE	FINISH	DIMENSION (L x W x H)
RFN.HD1003	735.10.238	B03.02.003	White	245 x 245 x 230mm

HIGH SPEED HAND DRYER

- Material : ABS
- Finish : White
- Description : Automatic Sensor Operation
220~240V/60Hz Voltage
1100W Rated Power
90M/Seconds Warm Air Speed
20-45 Degrees Air Temperature
120m³/h Dryer Deliver
12-15cm (adjustable 2cm) Sensor Range
10-12 Seconds Drying Time
IPX1 Water Proof
- Packing : Per Piece

- Auto Resetting Thermostat (turns off at 105 Degrees)
- Infrared Automatic, Self Adjusting
- 60 seconds Auto Shut Off timing protection
- On/Off Power Switch



ITEM NO.	OLD CODE	NEW CODE	FINISH	DIMENSION (L x W x H)
RFN.HD2001A	735.10.239	B03.02.004	White	520 x 250 x 175mm

SILVER DUCTED EXHAUST FAN

- Material : SUS304 Stainless Steel Grill Insert
- Finish : Silver/Stainless Steel
- Description : 230V/60Hz Voltage
Quite operation
Long life ball bearing motor
Removable grill for easy cleaning
- Packing : Per Piece



ITEM NO.	OLD CODE	NEW CODE	WATTAGE	DIMENSION (DIA)
VT.VEFM.200.SSQ	500.32.020	B03.03.001	25W	Ø 200mm
VT.VEFM.250.SSQ	500.32.025		35W	Ø 250mm

SILVER DUCTED EXHAUST FAN

- Material : SUS304 Stainless Steel Grill Insert
- Finish : Silver/Stainless Steel
- Description : 230V/60Hz Voltage
Quite operation
Long life ball bearing motor
Removable grill for easy cleaning
- Packing : Per Piece



ITEM NO.	OLD CODE	NEW CODE	WATTAGE	DIMENSION (DIA)
VT.VEFM.200.SSRD	500.32.120		25W	Ø 200mm

SUPERIOR BALL BEARING MOTOR FOR LONGER LIFE

INSTALLATION GUIDE



CUT-OUT TEMPLATE



REMOVABLE GRILLE




POWER OUTLET



REPLACEABLE GRILLE



Criteria	Vortex Ball Bearing	Sleeve Bearing
Fan Longevity	Longer life span	Shorter life span
Heat Endurance	Higher tolerance	Lower tolerance
Fan Mounting Options	Any position	Horizontal only
Noise Levels	Consistent over life span	Will increase over life span
Lubricant	Lower evaporation of oil	Higher evaporation of oil
Point of Contact	Smooth operation, less friction	More friction



MANUAL SOAP DISPENSER

- Material : ABS plastic
- Size : L110.5 x W83 x H225mm
- Button color : Black, White
- Net weight : 348g
- Gross weight : 418g
- Dosing : 0.7ml
- Wide range of use
- Easy to use
- Stylish boutique
- Lock with key

•500ml capacity & wide range of use. Hotel, restaurant, public washroom, toilet, airport, supermarket, KTV, bar, school etc.

- Stylish boutique. Replace traditional bottled or personal care products.
- Hygiene. Unique structure and excellent appearance bring you high quality life.
- Easy to use. Open the inside refillable bottle cap, add liquid into bottle, press the bottom button.
- Key design. Lock with key, prevent from wasting.



ITEM NO.	CODE	CAPACITY	INSTALLATION
AP.1508L	B03.01.030	500ml	Wall Mounting

AUTOMATIC LIQUID DISPENSER FOR SOAP

- Material : ABS plastic
- Size : L123 x W114 x H262mm
- Button color : Black, White
- Net weight : 866g
- Sensor : Infrared, 3-13cm distance
- Induction Distance : 3cm to 10cm (+/-2cm)
- Dosing : 0.7ml
- Spray amount : 1-10ml
- Operation (sold separately) : AC Adapter 220V
DC AA Battery -> 8x(20,000 cycle) or 4x(8,000cyle)
- Sensor type
- 1-10ml spray amount
- Lock with key
- AC/DC operation (sold separately)

•1000ml capacity & wide range of use. Hotel, restaurant, public washroom, toilet, airport, supermarket, KTV, bar, school etc.

- Stylish boutique. Replace traditional bottled or personal care products.
- Hygiene. Unique structure and excellent appearance bring you high quality life.
- Easy to use. Open the inside refillable bottle cap, add liquid into bottle, press the bottom button.
- Key design. Lock with key, prevent from wasting.



ITEM NO.	CODE	CAPACITY	INSTALLATION
AP.1808L.B/W	B03.01.026	1000ml	Wall Mounting
AP.1808L.WHT	B03.01.028	1000ml	Wall Mounting

AUTOMATIC SPRAY DISPENSER FOR ALCOHOL

- Material : ABS plastic
- Size : L123 x W114 x H262mm
- Button color : Black, White
- Net weight : 866g
- Sensor : Infrared, 3-13cm distance
- Induction Distance : 3cm to 10cm (+/-2cm)
- Dosing : 0.7ml
- Spray amount : 1-10ml
- Operation (sold separately) : AC Adapter 220V
DC AA Battery -> 8x(20,000 cycle) or 4x(8,000cyle)
- Sensor type
- 1-10ml spray amount
- Lock with key
- AC/DC operation (sold separately)

•1000ml capacity & wide range of use. Hotel, restaurant, public washroom, toilet, airport, supermarket, KTV, bar, school etc.

- Stylish boutique. Replace traditional bottled or personal care products.
- Hygiene. Unique structure and excellent appearance bring you high quality life.
- Easy to use. Open the inside refillable bottle cap, add liquid into bottle, press the bottom button.
- Key design. Lock with key, prevent from wasting.



ITEM NO.	CODE	CAPACITY	INSTALLATION
AP.1808S.WHT	B03.01.029	1000ml	Wall Mounting

MANUAL SOAP DISPENSER

- Material : ABS plastic
- Size : L118 x W115 x H270mm
- Button color : Black
- Net weight : 678g
- Gross weight : 762g
- Induction Distance : 3cm to 10cm (+/-2cm)
- Dosing : 0.7ml
- Wide range of use
- Easy to use
- Lock with key
- Stylish boutique

• 1000ml capacity & wide range of use. Hotel, restaurant, public washroom, toilet, airport, supermarket, KTV, bar, school etc.

• Stylish boutique. Replace traditional bottled or personal care products.

• Hygiene. Unique structure and excellent appearance bring you high quality life.

• Easy to use. Open the inside refillable bottle cap, add liquid into bottle, press the bottom button.

• Key design. Lock with key, prevent from wasting.



ITEM NO.	CODE	CAPACITY	DESCRIPTION
AP.1818L	B03.01.031	1000ml	Wall Mounting

AIRPURA STAINLESS STEEL STAND FOR SOAP DISPENSERS

- Material : Stainless Steel
- Finish : Polished Stainless Steel
- Packing : Per piece

ITEM NO.	CODE	DESCRIPTION
AP.SS100	B03.01.032	Stand with hole
AP.SS100X	B03.01.033	Stand without hole



AUTOMATIC SENSOR SPRAY BOTTLE

- Material : ABS plastic
- Finish : White
- Size : 128 x 95 x 1950mm
- Packing : per piece

- Infrared Sensor
- 4x AA Alkaline Batteries (not included)
- IPX4 Waterproof
- Can be used with alcohol



ITEM NO.	CODE	CAPACITY	INSTALLATION
AP.B206	B03.01.035	360ml	Standing

AUTOMATIC SENSOR SPRAY BOTTLE

- Material : ABS plastic
- Finish : White
- Size : 92 x 135 x 203mm
- Packing : per piece

- Infrared Sensor
- Adjustable volume output
- 4x AA Alkaline Batteries (not included)
- IPX4 Waterproof
- Can be used with alcohol

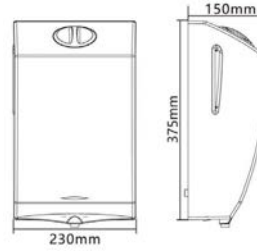


ITEM NO.	CODE	CAPACITY	INSTALLATION
APB205	B03.01.037	360ml	Standing

AUTOMATIC HAND SANITIZER DISPENSER

- Material : ABS plastic
- Finish : White
- Size : 230 x 150 x 375mm
- Packing : per piece

- Wide angle spray
- 0.6-10ml/s Spray volume
- 10 ± 3 cm sensing distance
- Wall mounting
- 25W, AC 220V

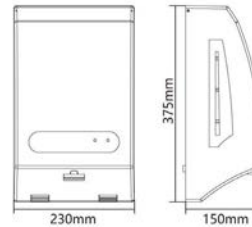


ITEM NO.	CODE	CAPACITY	INSTALLATION
APL6002	B03.01.023	1500ml	Wall Mounting

AUTOMATIC HAND SANITIZER DISPENSER

- Material : ABS plastic
- Finish : White
- Size : 230 x 150 x 375mm
- Packing : per piece

- Wide angle spray
- 0.6-10ml/s Spray volume
- 10 ± 3 cm sensing distance
- Wall mounting
- 25W, AC 220V

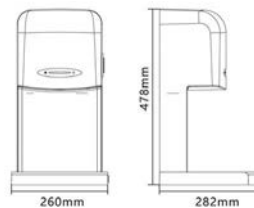


ITEM NO.	CODE	CAPACITY	INSTALLATION
APL6001	B03.01.024	1800ml	Wall Mounting

AUTOMATIC HAND SANITIZER DISPENSER

- Material : ABS plastic
- Finish : White
- Size : 260 x 282 x 478mm
- Packing : per piece

- Spray liquid is completely atomized
- 0.6ml/s Spray volume
- 10 ± 3 cm sensing distance
- Wall mounting
- 40W, AC 220V



ITEM NO.	CODE	CAPACITY	INSTALLATION
APL6501	B03.01.025	1800ml	Wall Mounting

MANUAL SOAP DISPENSER

- Material : Stainless Steel Body, Brass Press Button
- Finish : Chrome
- Description : 1ml/Liter Drop
Wall Mounted
- Packing : Per Piece



ITEM NO.	OLD CODE	NEW CODE	CAPACITY	DIMENSION (L x W x H)
RFN.SD500.SS	735.20.256		500ml	100 x 151 x 52mm
RFN.SD800.SS	735.20.266	B03.01.022	800ml	115 x 178 x 57mm
RFN.SD1000.SS	735.20.246		1000ml	123 x 206 x 68mm

SURFACE-MOUNTED SOAP DISPENSER

- Material : SUS304 Stainless Steel
- Finish : Polished Stainless Steel
- Description : 2x 400ml
- Packing : Per Piece



ITEM NO.	OLD CODE	NEW CODE	DIMENSION (L x W x H)
RFN.SD1025.PSS	715.20.260	B03.01.018	150 x 78 x 170mm

SURFACE-MOUNTED SOAP DISPENSER

- Material : SUS304 Stainless Steel
- Finish : Polished Stainless Steel
- Description : 500ml
Wall Mounted
- Packing : Per Piece



ITEM NO.	OLD CODE	NEW CODE	DIMENSION (L x W x H)
RFN.SD1100.PSS	715.20.256	B03.01.014	110 x 90 x 163mm

SURFACE-MOUNTED SOAP DISPENSER

- Material : SUS304 Stainless Steel
- Finish : Satin Stainless Steel
- Description : Wall Mounted
- Packing : Per Piece



ITEM NO.	OLD CODE	NEW CODE	CAPACITY	DIMENSION (L x W x H)
RFN.SD1300.SSS	715.20.257	B03.01.015	1000ml	100 x 125 x 205mm
RFN.SD900.SSS	715.20.259	B03.01.017	900ml	110 x 125 x 205mm

SURFACE-MOUNTED SOAP DISPENSER

- Material : ABS Plastic
- Finish : White
- Description : 1000ml
- Packing : Per Piece



ITEM NO.	OLD CODE	NEW CODE	DIMENSION (L x W x H)
RFN.SD1000.WH	715.20.263	B03.01.021	115 x 112 x 202mm

SURFACE-MOUNTED SOAP DISPENSER

- Material : ABS Plastic
- Finish : White
- Description : 380ml
- Packing : Per Piece



ITEM NO.	OLD CODE	NEW CODE	DIMENSION (L x W x H)
RFN.SD1381	715.20.261	B03.01.019	80 x 90 x 193mm

SURFACE-MOUNTED SOAP DISPENSER

- Material : ABS Plastic
- Finish : White
- Description : 2x 380ml
- Packing : Per Piece



ITEM NO.	OLD CODE	NEW CODE	DIMENSION (L x W x H)
RFN.SD1382.WHT	715.20.262	B03.01.020	181 x 90 x 193mm

TISSUE HOLDER

- Material : SUS304 Stainless Steel
- Finish : Polished Stainless Steel, Stainless Steel Hairline
- Packing : Per Piece



ITEM NO.	OLD CODE	NEW CODE	DIMENSION (L x W x H)
RFN.TH1053.PSS	715.20.230	B03.01.001	125 x 116 x 113mm
RFN.TH1053.HAIRLINE		B01.01.011	130 x 115 x 110mm

SURFACE-MOUNTED TISSUE HOLDER

- Material : SUS304 Stainless Steel
- Finish : Polished Stainless Steel
- Packing : Per Piece



ITEM NO.	OLD CODE	NEW CODE	DIMENSION (L x W x H)
RFN.TH5132.PSS	715.20.232	B03.01.002	260 x 117 x 107mm

SURFACE-MOUNTED TOILET TISSUE DISPENSER WITH HOOD

- Material : SUS304 Stainless Steel
- Finish : Polished Stainless Steel
- Description : With Ash Tray
- Packing : Per Piece



ITEM NO.	OLD CODE	NEW CODE	DIMENSION (L x W x H)
RFN.TH1061.PSS	715.20.244	B03.01.003	124 x 122 x 123mm

SURFACE-MOUNTED TOILET TISSUE DISPENSER WITH HOOD

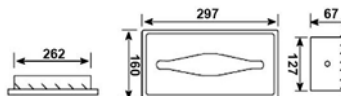
- Material : SUS304 Stainless Steel
- Finish : Polished Stainless Steel
- Description : With Ash Tray
- Packing : Per Piece



ITEM NO.	OLD CODE	NEW CODE	DIMENSION (L x W x H)
RFN.TH1062.PSS	715.20.246	B03.01.004	270 x 100 x 115mm

RECESSED TISSUE HOLDER

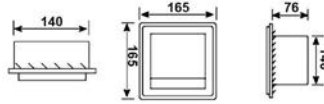
- Material : SUS304 Stainless Steel
- Finish : Polished Stainless Steel
- Packing : Per Piece



ITEM NO.	OLD CODE	NEW CODE	DIMENSION (L x W x H)
RFN.TH027.PSS	715.20.247	B03.01.005	297 x 160 x 67mm

RECESSED TOILET TISSUE DISPENSER

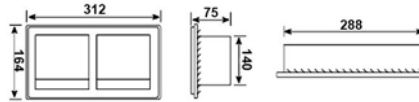
- Material : SUS304 Stainless Steel
- Finish : Polished Stainless Steel
- Packing : Per Piece



ITEM NO.	OLD CODE	NEW CODE	DIMENSION (L x W x H)
RFN.TH1031.PSS	715.20.248	B03.01.006	165 x 165 x 76mm

RECESSED TOILET TISSUE DISPENSER

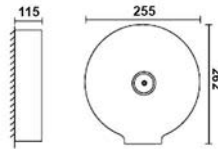
- Material : SUS304 Stainless Steel
- Finish : Satin Stainless Steel
- Packing : per Piece



ITEM NO.	OLD CODE	NEW CODE	DIMENSION (L x W x H)
RFN.TH1032.PSS	715.20.249	B03.01.007	312 x 164 x 78mm

SINGLE ROLL SURFACE-MOUNTED TOILET TISSUE DISPENSER

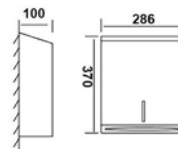
- Material : Stainless Steel
- Finish : Polished Stainless Steel
- Packing : Per Piece



ITEM NO.	OLD CODE	NEW CODE	DIMENSION (L x W x H)
RFN.TH1080.PSS	715.20.250	B03.01.008	255 x 115 x 262mm

WALL MOUNTED TISSUE DISPENSER

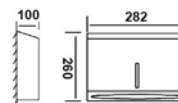
- Material : SUS304 Stainless Steel
- Finish : Polished Stainless Steel
- Packing : Per Piece



ITEM NO.	OLD CODE	NEW CODE	DIMENSION (L x W x H)
RFN.TH1081.SSS	715.20.251	B03.01.009	286 x 100 x 370mm

WALL MOUNTED TISSUE DISPENSER

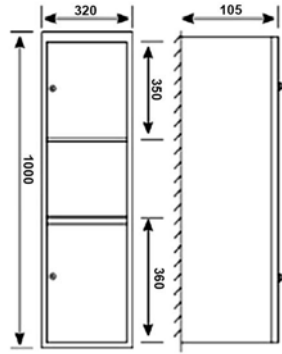
- Material : SUS304 Stainless Steel
- Finish : Satin Stainless Steel
- Packing : Per Piece



ITEM NO.	OLD CODE	NEW CODE	DIMENSION (L x W x H)
RFN.TH1082.SSS	715.20.252	B03.01.010	282 x 100 x 260mm

STAND ALONE PAPER TOWEL DISPENSER

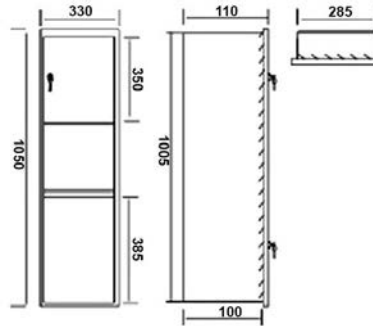
- Material : SUS304 Stainless Steel
- Finish : Satin Stainless Steel
- Description : Includes Waste Bin
- Packing : Per Piece



ITEM NO.	OLD CODE	NEW CODE	DIMENSION (L x W x H)
RFN.PT600.SSS	715.20.253	B03.01.011	320 x 105 x 1000mm

RECESSED PAPER TOWEL DISPENSER

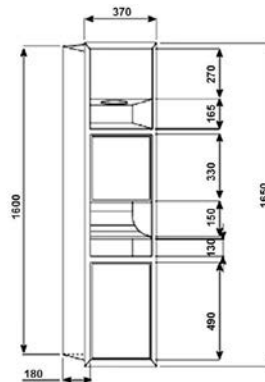
- Material : SUS304 Stainless Steel
- Finish : Satin Stainless Steel
- Description : Includes Waste Bin
- Packing : Per Piece



ITEM NO.	OLD CODE	NEW CODE	DIMENSION (L x W x H)
RFN.PT800.SSS	715.20.254	B03.01.012	320 x 105 x 1050mm

RECESSED PAPER TOWEL DISPENSER

- Material : SUS304 Stainless Steel
- Finish : Satin Stainless Steel
- Description : Includes Waste Bin
Hand Dryer - 1600W (AC 220V)
- Packing : Per Piece



ITEM NO.	OLD CODE	NEW CODE	DIMENSION (L x W x H)
RFN.PT900.SSS	715.20.255	B03.01.013	370 x 160 x 1650mm

GRIP BAR

- Material : Stainless Steel
- Finish : Chrome Plated
- Packing : Per Piece



ITEM NO.	OLD CODE	NEW CODE	DIMENSION (L x W x H)
RFN.HM91.35.CP	715.20.226	B03.04.007	Ø 25 x 350mm
RFN.HM91.45.CP	715.20.231	B03.04.008	Ø 25 x 450mm
RFN.HM91.60.CP	715.20.236	B03.04.010	Ø 25 x 600mm

GRIP BAR

- Material : Stainless Steel
- Finish : Chrome Plated
- Packing : Per Piece



ITEM NO.	OLD CODE	NEW CODE	DIMENSION (L x W x H)
RFN.HM93.CP	715.20.241	B03.04.015	480 x 90 x 230mm

SAFETY GRAB BAR

- Material : SUS304 Stainless Steel
- Finish : Polished Stainless Steel
- Packing : Per Piece



ITEM NO.	OLD CODE	NEW CODE	DIMENSION (L x W x H)
RFN.GB1061.PSS	715.20.243	B03.04.017	950 x 590 x 115mm
RFN.GB1062.PSS	715.20.245	B03.04.018	1400 x 740 x 115mm

SAFETY GRAB BAR

- Material : Stainless Steel
- Finish : Polished Stainless Steel
- Packing : Per Piece



ITEM NO.	OLD CODE	NEW CODE	DIMENSION (L x W x H)
RFN.GB3618A.PSS	715.20.240	B03.04.014	Ø 25 x 435 x 70mm

SAFETY GRAB BAR WITH SOAP TRAY

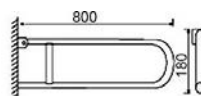
- Material : Stainless Steel
- Finish : Polished Stainless Steel
- Packing : Per Piece



ITEM NO.	OLD CODE	NEW CODE	DIMENSION (L x W x H)
RFN.GB3618B.PSS	715.20.242	B03.04.016	Ø 25 x 405 x 115mm

SAFETY GRAB BAR

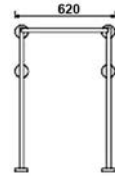
- Material : SUS304 Stainless Steel
- Finish : Polished Stainless Steel
- Description : Ø 32 Bar Thickness
Swings Up
- Packing : Per Piece



ITEM NO.	OLD CODE	NEW CODE	DIMENSION (L x W x H)
RFN.GB080.PSS	715.20.235	B03.04.009	80 x 180 x 800mm

SAFETY GRAB BAR

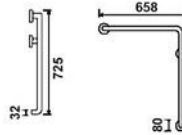
- Material : SUS304 Stainless Steel
- Finish : Polished Stainless Steel
- Description : Ø 32 Bar Thickness
- Packing : Per Piece



ITEM NO.	OLD CODE	NEW CODE	DIMENSION (L x W x H)
RFN.GB090.PSS	715.20.237	B03.04.011	620 x 800 x 800mm

SAFETY GRAB BAR

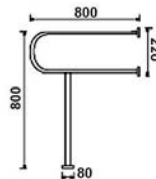
- Material : SUS304 Stainless Steel
- Finish : Polished Stainless Steel
- Description : Ø 32 Bar Thickness
- Packing : Per Piece



ITEM NO.	OLD CODE	NEW CODE	DIMENSION (L x W x H)
RFN.GB010.PSS	715.20.238	B03.04.012	80 x 658 x 725mm

SAFETY GRAB BAR

- Material : SUS304 Stainless Steel
- Finish : Polished Stainless Steel
- Description : Ø 32 Bar Thickness
- Packing : Per Piece



ITEM NO.	OLD CODE	NEW CODE	DIMENSION (L x W x H)
RFN.GB020.PSS	715.20.239	B03.04.013	220 x 800 x 800mm

BABY CHANGING STATION

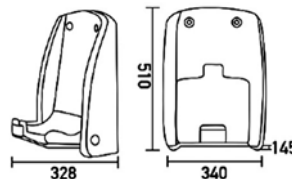
- Material : HDPE
- Finish : Cream White
- Description : 25kgs. Capacity
Hinge System Design
Equipped with Tissue Box / Storage Box
With Adjustable Belt
- Packing : Per Piece



ITEM NO.	OLD CODE	NEW CODE	DIMENSION (L x W x H)
RFN.CS8001B	735.10.240	B03.04.027	860 x 580 x 495mm (Open) 860 x 580 x 95mm (Closed)

BABY PROTECTION CHAIR

- Material : HDPE
- Finish : Gray
- Description : 25kgs. Capacity
Opened size: 510 x 340 x 328mm
Closed size: 510 x 340 x 145mm
- Packing : Per Piece

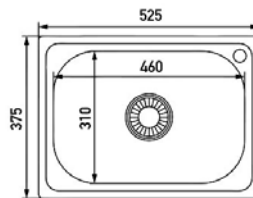


ITEM NO.	OLD CODE	NEW CODE
RFN.PC8001B	735.10.241	B03.04.028

SUS 304

SINGLE BOWL SINK

- Material : SUS304 Stainless Steel
- Finish : Stainless Steel
- Description : Stone Guard Undercoated over rubber pad
Topcounter Installation
0.6mm Thickness
- Packing : Per Piece

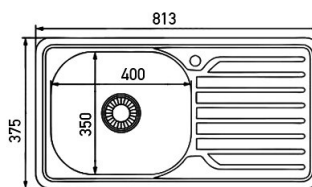


ITEM NO.	OLD CODE	NEW CODE	DIMENSION (L x W x H)	FAUCET HOLE
KCH.LS5338LF.SS	510.72.005	B05.01.049	525 x 375 x 200mm	Left
KCH.LS5338RF.SS	510.72.006	B05.01.050	525 x 375 x 200mm	Right

SINGLE BOWL SINK WITH DRAIN

SUS 304

- Material : SUS304 Stainless Steel
- Finish : Stainless Steel
- Description : Stone Guard Undercoated over rubber pad
Topcounter Installation
0.6mm Thickness
- Packing : Per Piece



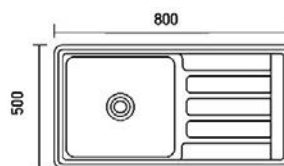
Note: Use KCH.LAC1F for Bottletrap

ITEM NO.	OLD CODE	NEW CODE	DIMENSION (L x W x H)	DRAIN
KCH.LSB8244L.SS	510.72.001	B05.01.045	813 x 435 x 155mm	Left Drain
KCH.LSB8244R.SS	510.72.002	B05.01.046	813 x 435 x 155mm	Right Drain

SINGLE BOWL SINK WITH DRAIN

SUS 304

- Material : SUS304 Stainless Steel
- Finish : Stainless Steel
- Description : Stone Guard Undercoated over rubber pad
Topcounter Installation
0.6mm Thickness
- Packing : Per Piece



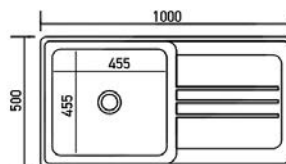
Note: Use KCH.LAC1F for Bottletrap

ITEM NO.	OLD CODE	NEW CODE	DIMENSION (L x W x H)	DRAIN
KCH.LSB8050L.SS	510.72.007	B05.01.051	800 x 500 x 200mm	Left Drain
KCH.LSB8050R.SS	510.72.008	B05.01.052	800 x 500 x 200mm	Right Drain

SINGLE BOWL SINK WITH DRAIN

SUS 304

- Material : SUS304 Stainless Steel
- Finish : Stainless Steel
- Description : Stone Guard Undercoated over rubber pad
Topcounter Installation
0.6mm Thickness
- Packing : Per Piece



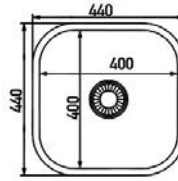
Note: Use KCH.LAC1F for Bottletrap

ITEM NO.	OLD CODE	NEW CODE	DIMENSION (L x W x H)	DRAIN
KCH.LSB10050L.SS	510.72.009	B05.01.053	1000 x 500 x 200mm	Left Drain
KCH.LSB10050R.SS	510.72.010	B05.01.054	1000 x 500 x 200mm	Right Drain

SUS
304

SINGLE BOWL SINK

- Material : SUS304 Stainless Steel
- Finish : Stainless Steel
- Description : Stone Guard Undercoated over rubber pad
Undercounter Installation
0.6mm Thickness
- Packing : Per Piece

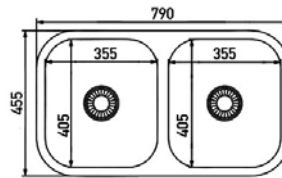


Note: Use KCH.LAC1F for Bottletrap

ITEM NO.	OLD CODE	NEW CODE	DIMENSION (L x W x H)
KCH.LS4444.SS	510.72.003	B05.01.047	440 x 440 x 200mm

DOUBLE BOWL SINK

- Material : SUS304 Stainless Steel
- Finish : Stainless Steel
- Description : Stone Guard Undercoated over rubber pad
Undercounter Installation
0.6mm Thickness
- Packing : Per Piece

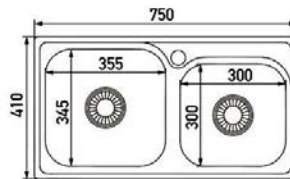


Note: Use KCH.LAC2F for Bottletrap

ITEM NO.	OLD CODE	NEW CODE	DIMENSION (L x W x H)
KCH.LDA7946.SS	510.72.000	B05.01.044	790 x 455 x 200mm

DOUBLE BOWL SINK

- Material : SUS304 Stainless Steel
- Finish : Stainless Steel
- Description : Stone Guard Undercoated over rubber pad
Undercounter Installation
0.6mm Thickness
- Packing : Per Piece



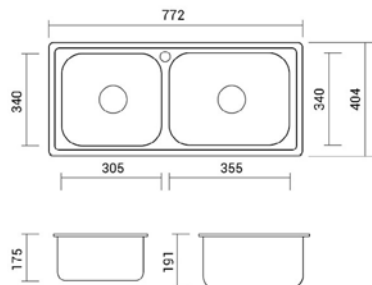
Note: Use KCH.LAC2F for Bottletrap

ITEM NO.	OLD CODE	NEW CODE	DIMENSION (L x W x H)
KCH.LD7541.SS	510.72.004	B05.01.048	750 x 410 x 210mm

DOUBLE BOWL SINK

- Finish : Satin Stainless Steel
- Packing : per piece

FEATURES
With Overflow
Drop-In Installation



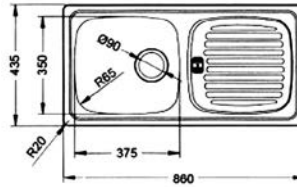
ITEM NO.	CODE	DIMENSION (L x W x H)
KCH.1728.HL	B05.01.058	772 x 404 x 191mm

SUS
304

SUS 304

SINGLE BOWL SINK

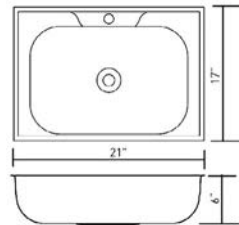
- Material : SUS304 Stainless Steel
- Finish : Satin Stainless Steel
- Description : Super Silencer Pad
Drop-in Installation
Sealing Tape and Fasteners (clips) included
- Packing : Per Piece



ITEM NO.	OLD CODE	NEW CODE	DIMENSION (L x W x H)	DRAIN
KCH.DSBD326R.SS	510.20.541	B05.01.013	860 x 435 x 152mm	Right
KCH.DSBD326L.SS	510.20.536	B05.01.012	860 x 435 x 152mm	Left

SINGLE BOWL SINK

- Material : SUS304 Stainless Steel
- Finish : Stainless Steel
- Description : Topmount Installation
With Overflow
- Packing : Per Piece

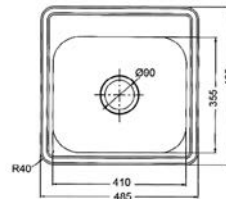


SUS 304

ITEM NO.	OLD CODE	NEW CODE	DIMENSION (L x W x H)
KCH.DSB1721.OF.SS	510.20.640	B05.01.014	17" x 21" x 6"

SINGLE BOWL SINK

- Material : SUS304 Stainless Steel
- Finish : Polished Stainless Steel / Satin Stainless Steel
- Description : Sealing Tape and Fasteners (clips) included
Drop-in Installation
90mm Drain Opening
0.7mm Thickness
- Packing : Per Piece



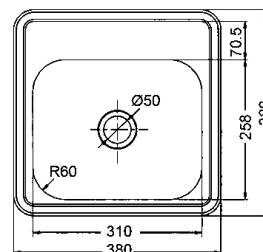
SUS 304

Note: Use KCH.A1WB1FH for Bottletrap

ITEM NO.	OLD CODE	NEW CODE	DIMENSION (L x W)	FINISH
KCH.DSB1919.SS	510.20.526	B05.01.008	485 x 485mm	SS
KCH.DSB1919.OF.SS	510.20.529	B05.01.009	485 x 485mm	SS
KCH.DSB1919.OF.PSS	510.20.641	B05.01.015	485 x 485mm	PSS
KCH.DSB1919SM.SS		B05.01.017		SS

SINGLE BOWL SINK

- Material : SUS304 Stainless Steel
- Finish : Polished Stainless Steel, Stainless Steel
- Description : Sealing Tape and Fasteners (clips) included
Drop-in Installation
50mm Drain Opening
0.7mm Thickness
- Packing : Per Piece



SUS 304

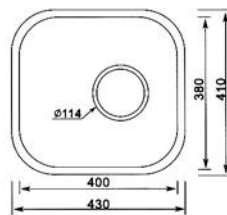
Note: Use KCH.A1WB1FH for Bottletrap

ITEM NO.	OLD CODE	NEW CODE	DIMENSION (L x W)
KCH.DSB1515.PSS	510.20.522	B05.01.007	380 x 380mm
KCH.DSB1515.SS	510.20.521		380 x 380mm

SUS 304

SINGLE BOWL SINK

- Material : SUS304 Stainless Steel
- Finish : Polished Stainless Steel
- Description : 114mm Drain Opening
Undercounter Installation
0.8mm Thickness
- Packing : Per Piece

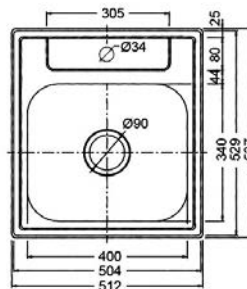


Note: Use KCH.A1WB1FH for Bottletrap

ITEM NO.	OLD CODE	NEW CODE	DIMENSION (L x W x H)
KCH.USB4341.PSS	510.30.656	B05.01.023	430 x 410 x 200mm

SINGLE BOWL SINK

- Material : SUS304 Stainless Steel
- Finish : Polished Stainless Steel / Stainless Steel
- Description : Sealing Tape and Fasteners (clips) included
90mm Drain Opening
Drop-in Installation
0.7mm Thickness
- Packing : Per Piece

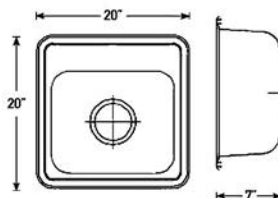


Note: Use KCH.A1WB1FH for Bottletrap

ITEM NO.	OLD CODE	NEW CODE	DIMENSION (L x W x H)
KCH.DSB2120.SS	510.50.526	B05.01.029	512 x 537 x 175mm
KCH.DSB2120.PSS	510.50.527	B05.01.030	512 x 537 x 175mm
KCH.DSB2120.OFPSS		B05.01.031	512 x 537 x 175mm
KCH.DSB2120.OF.SSS		B05.01.032	512 x 537 x 175mm

UTILITY SINK

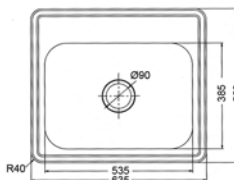
- Material : SUS304 Stainless Steel
- Finish : Satin Stainless Steel
- Description : Sealing Tape and Fasteners (clips) included
Drop-in Installation
- Packing : Per Piece



ITEM NO.	OLD CODE	NEW CODE	DIMENSION (L x W x H)
KCH.DSB2020U.SS	510.10.521		20" x 20" x 7"
KCH.DSB2020U.HAIRLINE	510.10.522	B05.01.001	20" x 20" x 7"

SINGLE BOWL SINK

- Material : SUS304 Stainless Steel
- Finish : Stainless Steel
- Description : Drop-in Installation
0.7mm Thickness
Sealing Tape and Fasteners (clips) Included
- Packing : Per Piece



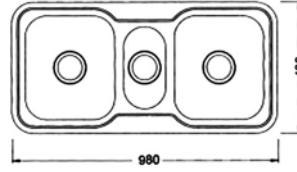
ITEM NO.	OLD CODE	NEW CODE	DIMENSION (L x W)	FAUCET HOLE
KCH.DSB2522.SS	510.20.531		635 x 560	No Hole

SUS 304

TRIPLE BOWL SINK

SUS 304

- Material : SUS304 Stainless Steel
- Finish : Stainless Steel
- Description : Sealing Tape and Fasteners (clips) included
Drop-in Installation
0.8mm Thickness
- Packing : Per Piece



ITEM NO.	OLD CODE	NEW CODE	DIMENSION (L x W x H)
KCH.STB690.SS	510.20.581		980 x 480 x 180mm

COLANDER

- Material : SUS304 Stainless Steel
- Finish : Satin Stainless Steel
- Description : For 400mm Width Sink
- Packing : Per Piece



ITEM NO.	OLD CODE	NEW CODE	DIMENSION (L x W x H)
KCH.SSC5008L.SS	510.20.635		426 x 231 x 90mm

COLANDER


- Material : SUS304 Stainless Steel
- Finish : Satin Stainless Steel
- Description : For 400mm Width Sink
- Packing : Per Piece



ITEM NO.	OLD CODE	NEW CODE	DIMENSION (L x W x H)
KCH.CO.01	510.71.101	B05.01.040	230 x 460 x 90mm

ROLLMAT

- Material : SUS304 Stainless Steel
- Finish : Satin Stainless Steel
- Packing : Per Piece



ITEM NO.	OLD CODE	NEW CODE	DIMENSION (L x W)
KCH.BG.01	510.71.102	B05.01.041	445 x 310mm

WIRE BASKET

- Material : SUS304 Stainless Steel
- Finish : Stainless Steel
- Packing : Per Piece



ITEM NO.	OLD CODE	NEW CODE	DIMENSION (L x W x H)
KCH.BA.01	510.71.103	B05.01.042	340 x 250 x 110mm

BOTTLE TRAP WITH OVERFLOW(HOSE)

- Material : Stainless Steel/PVC
- Finish : Gray
- Packing : Per Piece



ITEM NO.	OLD CODE	NEW CODE	DESCRIPTION
KCH.LAC1F	510.72.100	B05.01.055	Single
KCH.LAC2F	510.72.200	B05.01.056	Double

SQUARE BOTTLE TRAP WITH OVERFLOW(HOSE)

- Material : Stainless Steel/PVC
- Finish : Gray
- Description : Double Bowl
- Packing : Per Set



ITEM NO.	CODE
KCH.S1WB2FH	B05.01.059

BOTTLE TRAP WITH STRAINER

- Material : Stainless Steel/PVC
- Finish : Gray
- Description : Without Overflow
- Packing : Per Piece



ITEM NO.	OLD CODE	NEW CODE
BSR.PTS.1B	510.45.502	B05.01.026

WASTE BASKET STRAINER

- Material : Stainless Steel
- Finish : Stainless Steel
- Description : Ø 90mm Drain Opening
- Packing : Per Piece



ITEM NO.	OLD CODE	NEW CODE	DIMENSION (DIA x H)
BSR.KSA.9100	510.50.511	B05.01.028	Ø 112 x 50mm

CHOPPING BOARD

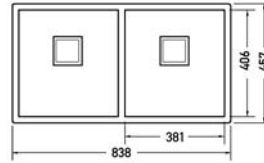
- Material : Wood
- Finish : Wood
- Packing : Per Piece



ITEM NO.	OLD CODE	NEW CODE	DIMENSION (L x W x H)
KCH.CB.01	510.71.104	B05.01.043	425 x 280 x 27mm

DOUBLE BOWL SINK

- Material : SUS304 Stainless Steel
- Finish : Satin Stainless Steel
- Description : Undercounter Installation
Fasteners (clips) Included
1.1mm Thickness
- Packing : Per Piece

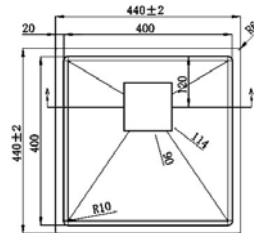


Note: Use KCH.S1WB2FH for Bottletrap

ITEM NO.	OLD CODE	NEW CODE	DIMENSION (L x W x H)	DESCRIPTION
KCH.UDB3320.OF.SS	510.60.115	B05.02.001	838 x 457 x 254mm	WITH OVERFLOW
KCH.UDB3320A.SS	510.60.112	B05.01.039	838 x 457 x 254mm	NO OVERFLOW

SINGLE BOWL SINK WITH STRAINER

- Material : Stainless Steel
- Finish : Satin Stainless Steel
- Description : 114mm Square Waste Hole
Square Strainer and P-trap included
90mm Drain Opening
Undermount Installation
With Overflow
1.2mm Thickness
- Packing : Per Piece

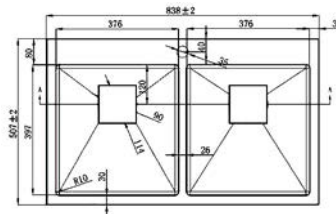


Note: Bottletrap included

ITEM NO.	OLD CODE	NEW CODE	DIMENSION (L x W x H)
KCH.SU4444.SSS	510.71.001	B05.02.002	440 x 440 x 190mm

DOUBLE BOWL SINK WITH STRAINER

- Material : Stainless Steel
- Finish : Satin Stainless Steel
- Description : 114mm Square Waste Hole
Square Strainer and P-trap included
90mm Drain Opening
Drop-in Installation
With Overflow
1.2mm Thickness
- Packing : Per Piece

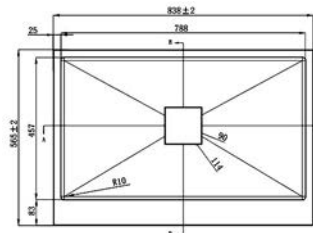


Note: Bottletrap included

ITEM NO.	OLD CODE	NEW CODE	DIMENSION (L x W x H)
KCH.DO3320.SSS	510.71.002	B05.02.003	838 x 508 x 228mm

SINGLE STRAIGHT APRON SINK WITH STRAINER

- Material : Stainless Steel
- Finish : Satin Stainless Steel
- Description : 114mm Square Waste Hole
Square Strainer and P-trap included
90mm Drain Opening
Recessed Installation
With Overflow
1.2mm Thickness
- Packing : Per Piece

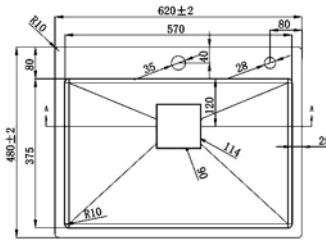


Note: Bottletrap included

ITEM NO.	OLD CODE	NEW CODE	DIMENSION (L x W x H)
KCH.SSA3322.SSS	510.71.003	B05.02.004	838 x 563 x 245mm

SINGLE BOWL 2-HOLE SINK WITH STRAINER

- Material : Stainless Steel
- Finish : Satin Stainless Steel
- Description : 114mm Square Waste Hole
Square Strainer, P-trap included
Soap Dispenser included
90mm Drain Opening
Drop-in Installation
With Overflow
1.2mm Thickness
- Packing : Per Piece

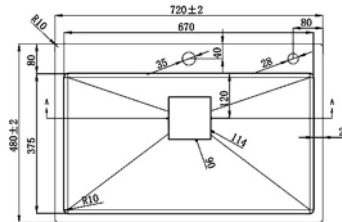


Note: Bottletrap included

ITEM NO.	OLD CODE	NEW CODE	DIMENSION (L x W x H)
KCH.TS6248.SSS	510.71.004	B05.02.005	620 x 480 x 228mm

SINGLE BOWL 2-HOLE SINK WITH STRAINER

- Material : Stainless Steel
- Finish : Satin Stainless Steel
- Description : 114mm Square Waste Hole
Square Strainer, P-trap and
Soap Dispenser included
90mm Drain Opening
Drop-in Installation
With Overflow
1.2mm Thickness
- Packing : Per Piece

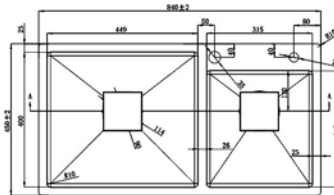


Note: Bottletrap included

ITEM NO.	OLD CODE	NEW CODE	DIMENSION (L x W x H)
KCH.TS7248.SSS	510.71.005	B05.02.006	720 x 480 x 228mm

SINGLE BOWL 2-HOLE SINK WITH STRAINER

- Material : Stainless Steel
- Finish : Satin Stainless Steel
- Description : 114mm Square Waste Hole
Square Strainer, P-trap and
Soap Dispenser included
90mm Drain Opening
Drop-in Installation
With Overflow
1.2mm Thickness
- Packing : Per Piece

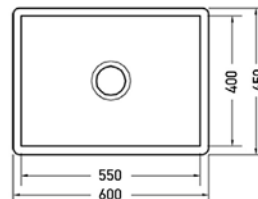


Note: Bottletrap included

ITEM NO.	OLD CODE	NEW CODE	DIMENSION (L x W x H)
KCH.TD8445.SSS	510.71.006	B05.02.007	840 x 450 x 225mm

UNDERMOUNT SINGLE BOWL

- Material : SUS304 Stainless Steel
- Finish : Satin Stainless Steel
- Description : Undermount Installation
- Dimension : 600 x 450 x 254mm
- Packing : Per Piece



ITEM NO.	OLD CODE	NEW CODE	DIMENSION (L x W x H)
KCH.USB2418A.SS	510.60.110	B05.01.038	600 x 450 x 254mm

THREE FLOW SINK MIXER

- Material : SUS304 Stainless Steel
- Finish : Satin Stainless Steel
- Description : Hot, Cold & Drinking Swivel Spout
Base size Ø 50mm
Spout Ø 24mm
- Packing : Per Piece

ITEM NO.	OLD CODE	NEW CODE	DIMENSION (L x H)
CLIO.CL2010.SUS304	750.05.032	B04.04.001	225 x 370mm



DOUBLE HANDLE SINGLE HOLE KITCHEN FAUCET

- Material : SUS304 Stainless Steel
- Finish : Satin Stainless Steel
- Description : Swivel Spout
Base size Ø 44mm
- Packing : Per Piece

ITEM NO.	OLD CODE	NEW CODE	DIMENSION (L x H)
CLIO.CL2020.SUS304	750.05.080	B04.04.011	180 x 350mm



SINGLE LEVER SINK MIXER

- Material : SUS304 Stainless Steel
- Finish : Satin Stainless Steel
- Description : Swivel Spout
Base size 54 x 54mm
Spout 10 x 30mm
- Packing : Per Piece

ITEM NO.	OLD CODE	NEW CODE	DIMENSION (L x H)
CLIO.CL2017.SUS304	750.05.043	B04.04.008	180 x 348mm



SINGLE LEVER SINK MIXER

- Material : SUS304 Stainless Steel
- Finish : Satin Stainless Steel
- Description : Swivel Spout
Base size Ø 50mm
Spout Ø 24mm
- Packing : Per Piece

ITEM NO.	OLD CODE	NEW CODE	DIMENSION (L x H)
CLIO.CL2018.SUS304	750.05.044	B04.04.009	195 x 405mm



SINGLE LEVER SINK MIXER

- Material : SUS304 Stainless Steel
- Finish : Satin Stainless Steel
- Description : Swivel Spout
Base size Ø 50mm
Spout Ø 24mm
- Packing : Per Piece

ITEM NO.	OLD CODE	NEW CODE	DIMENSION (L x H)
CLIO.CL2019.SUS304	750.05.045	B04.04.010	200 x 410mm



SINGLE LEVER SINK MIXER

- Material : SUS304 Stainless Steel
- Finish : Satin Stainless Steel
- Description : 360° Rotational Spout
Base size Ø 56mm
Spout Ø 25mm
- Packing : Per Piece

ITEM NO.	OLD CODE	NEW CODE	DIMENSION (L x H)
CLIO.CL2011.SUS304	750.05.037	B04.04.002	195 x 338mm



SINGLE LEVER SINK MIXER

- Material : SUS304 Stainless Steel
- Finish : Satin Stainless Steel
- Description : Hot, Cold & Drinking
Swivel Spout
Base size Ø 56mm
Spout Ø 25mm
- Packing : Per Piece

ITEM NO.	OLD CODE	NEW CODE	DIMENSION (L x H)
CLIO.CL2012.SUS304	750.05.038	B04.04.003	210 x 395mm



SINGLE LEVER SINK MIXER

- Material : SUS304 Stainless Steel
- Finish : Satin Stainless Steel
- Description : Swivel Spout
Base size Ø 50mm
Spout Ø 24mm
- Packing : Per Piece

ITEM NO.	OLD CODE	NEW CODE	DIMENSION (L x H)
CLIO.CL2013.SUS304	750.05.039	B04.04.004	205 x 370mm



SINGLE LEVER SINK MIXER

- Material : SUS304 Stainless Steel
- Finish : Satin Stainless Steel
- Description : Swivel Spout
Base size Ø 53mm
Spout Ø 25mm
- Packing : Per Piece

ITEM NO.	OLD CODE	NEW CODE	DIMENSION (L x H)
CLIO.CL2014.SUS304	750.05.040	B04.04.005	220 x 418mm



SINGLE LEVER SINK MIXER

- Material : SUS304 Stainless Steel
- Finish : Satin Stainless Steel
- Description : Swivel Spout
Base size Ø 50mm
Spout Ø 20mm
- Packing : Per Piece

ITEM NO.	OLD CODE	NEW CODE	DIMENSION (L x H)
CLIO.CL2015.SUS304	750.05.041	B04.04.006	205 x 385mm



SINGLE LEVER SINK MIXER

- Material : SUS304 Stainless Steel
- Finish : Satin Stainless Steel
- Description : 360° Turnable Spout
Base size Ø 50mm
Spout Ø 24mm
- Packing : Per Piece

ITEM NO.	OLD CODE	NEW CODE	DIMENSION (L x H)
CLIO.CL2016.SUS304	750.05.042	B04.04.007	215 x 450mm



SINGLE LEVER SINK MIXER

- Material : SUS304 Stainless Steel
- Finish : Satin Stainless Steel
- Description : Swivel Spout
Base size 54 x 54mm
Spout 10 x 30mm
- Packing : Per Piece

ITEM NO.	OLD CODE	NEW CODE	DIMENSION (L x H)
CLIO.CL2017.SUS304	750.05.043	B04.04.008	180 x 348mm



SINGLE LEVER BASIN MIXER

- Material : SUS304 Stainless Steel
- Finish : Satin Stainless Steel
- Description : Base size Ø 50mm
- Packing : Per Piece



ITEM NO.	OLD CODE	NEW CODE	DIMENSION (L x H)
CLIO.CL2001.SUS304	750.05.027	B04.01.005	115 x 162mm

SINGLE LEVER BASIN MIXER

- Material : SUS304 Stainless Steel
- Finish : Satin Stainless Steel
- Description : Swivel Spout
Base size Ø 50mm
Spout Ø 24mm
- Packing : Per Piece



ITEM NO.	OLD CODE	NEW CODE	DIMENSION (L x H)
CLIO.CL2005.SUS304	750.05.029	B04.01.007	138 x 250mm

SINGLE LEVER BASIN MIXER

- Material : SUS304 Stainless Steel
- Finish : Satin Stainless Steel
- Description : Base size Ø 50mm
- Packing : Per Piece



ITEM NO.	OLD CODE	NEW CODE	DIMENSION (L x H)
CLIO.CL2006.SUS304	750.05.030	B04.01.008	120 x 165mm

SINGLE LEVER BASIN MIXER

- Material : SUS304 Stainless Steel
- Finish : Satin Stainless Steel
- Description : 360° Rotational Spou
Base size Ø 50mm
- Packing : Per Piece



ITEM NO.	OLD CODE	NEW CODE	DIMENSION (L x H)
CLIO.CL2008.SUS304	750.05.031	B04.01.009	145 x 180mm

MONO BASIN FAUCET

- Material : Brass
- Finish : Chrome Plated
- Packing : Per Piece



ITEM NO.	NEW CODE	DIMENSION (L x H)
CLIO.BMP191	B04.01.016	120 x 185mm

MONO BASIN FAUCET

- Material : Brass
- Finish : Chrome Plated
- Packing : Per Piece



ITEM NO.	NEW CODE	DIMENSION (L x H)
CLIO.BMP192	B04.01.017	100 x 145mm

SINGLE LEVER BASIN MIXER

- Material : Brass
- Finish : Chrome Plated
- Packing : Per Piece



ITEM NO.	NEW CODE	DIMENSION (L x H)
CLIO.BMP193	B04.01.018	110 x 158mm

SINGLE LEVER BASIN MIXER

- Material : Brass
- Finish : Chrome Plated
- Packing : Per Piece



ITEM NO.	NEW CODE	DIMENSION (L x H)
CLIO.BMP201	B04.01.019	110 x 168mm

DECK MOUNTED SENSOR FAUCET

- Material : Brass
- Finish : Chrome
- Description : Base Size Ø54mm
Supply AC 220V/DC 6V 4xAA
Sensing distance 10-15cm
- Packing : per piece



ITEM NO.	NEW CODE	DIMENSION (L x H)
CL.M1372	B04.02.038	105 x 149mm

SENSOR BASIN FAUCET

- Material : Nickel
- Finish : Chrome Plated
- Description : Base size Ø 54mm
Supply AC 220V / DC 6V 4x AAA
- Packing : Per Piece



ITEM NO.	OLD CODE	NEW CODE	DIMENSION (L x H)
CLIO.CL2021.SUS304	750.05.081	B04.06.034	158 x 205mm

SENSOR BASIN FAUCET

- Material : Nickel
- Finish : Chrome Plated
- Description : Base size 160 x 64mm
Supply AC 220V / DC 6V 4x 1.5V
With Supply Box 125 x 100mm
- Packing : Per Piece



ITEM NO.	OLD CODE	NEW CODE	DIMENSION (L x H)
CLIO.CL2022.SUS304	750.05.082	B04.06.035	160 x 130mm

SENSOR (AUTO) FAUCET

- Material : Nickel
- Finish : Chrome Plated
- Description : Base size 160 x 55mm
Supply AC 220V / DC 6V 4x 1.5V
With Supply Box 87 x 75mm
- Packing : Per Piece



ITEM NO.	OLD CODE	NEW CODE	DIMENSION (L x H)
CL.M1213.CP	750.05.105	B04.06.042	130 x 118mm

SINK COLD TAP

- Material : SUS304 Stainless Steel
- Finish : Satin Stainless Steel
- Description : Swivel Spout
Base Ø 41mm
Body Ø 30mm
- Packing : Per Piece

ITEM NO.	OLD CODE	NEW CODE	DIMENSION (L x H)
CLIO.CL1320.SUS304	750.05.014	B04.03.020	180 x 310mm



SINK COLD TAP

- Material : SUS304 Stainless Steel
- Finish : Satin Stainless Steel
- Description : Wall Mount
Base Ø 42mm
Body Ø 30mm
- Packing : Per Piece

ITEM NO.	OLD CODE	NEW CODE	DIMENSION (L x W x H)
CLIO.CL1323.SUS304	750.05.017	B04.03.022	225 x 85 x 140mm



SINK COLD TAP

- Material : SUS304 Stainless Steel
- Finish : Satin Stainless Steel
- Description : Wall Mount
Base Ø 48mm
Body Ø 30mm
- Packing : Per Piece

ITEM NO.	OLD CODE	NEW CODE	DIMENSION (L x W x H)
CLIO.CL1325.SUS304	750.05.019	B04.03.024	265 x 77 x 140mm



SINK COLD TAP

- Material : SUS304 Stainless Steel
- Finish : Satin Stainless Steel
- Description : Base Ø 48mm
Body Ø 30mm
- Packing : Per Piece

ITEM NO.	OLD CODE	NEW CODE	DIMENSION (L x H)
CLIO.CL1321.SUS304	750.05.015	B04.03.021	180 x 340mm



SINK COLD TAP

- Material : SUS304 Stainless Steel
- Finish : Satin Stainless Steel
- Description : Swivel Spout
Base Ø 41mm
Body Ø 30mm
- Packing : Per Piece

ITEM NO.	OLD CODE	NEW CODE	DIMENSION (L x H)
CLIO.CL1324.SUS304	750.05.018	B04.03.023	180 x 260mm



BASIN COLD TAP

- Material : SUS304 Stainless Steel
- Finish : Satin Stainless Steel
- Description : Base Ø 42mm
Body Ø 32mm
Per Piece
- Packing :

ITEM NO.	OLD CODE	NEW CODE	DIMENSION (L x H)
CLIO.CL1328.SUS304	750.05.022	B04.03.025	130 x 203mm



BASIN COLD TAP

- Material : SUS304 Stainless Steel
- Finish : Satin Stainless Steel
- Description : Base Ø 42mm
Body Ø 32mm
- Packing : Per Piece



ITEM NO.	OLD CODE	NEW CODE	DIMENSION (L x H)
CLIO.CL1329.SUS304	750.05.023	B04.03.026	150 x 324mm

FILTER COLD TAP

- Material : SUS304 Stainless Steel
- Finish : Satin Stainless Steel
- Description : Swivel Spout Ø 10mm
Base Ø 42mm
Body Ø 30mm
- Packing : Per Piece



ITEM NO.	OLD CODE	NEW CODE	DIMENSION (L x H)
CLIO.CL1310.SUS304	750.05.013	B04.03.019	168 x 275mm

SINK COLD TAP

- Material : SUS304 Stainless Steel
- Finish : Satin Stainless Steel
- Description : Swivel Spout Ø 18mm
Base Ø 42mm
Body Ø 30mm
- Packing : Per Piece



ITEM NO.	NEW CODE	DIMENSION (L x H)
CLIO.CL1130A.SUS304	B04.03.038	170 x 320mm

SINK COLD TAP

- Material : Zinc
- Finish : Chrome Plated
- Description : Base Ø 39mm
- Packing : Per Piece



ITEM NO.	OLD CODE	NEW CODE	DIMENSION (L x H)
CLIO.CL7053	750.05.000	B04.03.011	180 x 295mm

SINK COLD TAP

- Material : Zinc
- Finish : Chrome Plated
- Description : Base Ø 39mm
- Packing : Per Piece



ITEM NO.	OLD CODE	NEW CODE	DIMENSION (L x H)
CLIO.CL7300SM.SUS304	750.05.092	B04.03.028	160 x 280mm

SINGLE LEVER WALL BIB TAP

- Material : SUS304 Stainless Steel
- Finish : Satin Stainless Steel
- Description : Plate Ø 48mm
Spout Ø 21mm
- Packing : Per Piece



ITEM NO.	OLD CODE	NEW CODE	DIMENSION (L x H)
CLIO.CL127.SUS304	750.05.003	B04.03.014	74 x 84mm

SINGLE LEVER WALL HOSE BIB TAP

- Material : SUS304 Stainless Steel
- Finish : Satin Stainless Steel
- Description : Plate Ø 48mm
Spout Ø 21mm
- Packing : Per Piece



ITEM NO.	OLD CODE	NEW CODE	DIMENSION (L x H)
CLIO.CL128.SUS304	750.05.004	B04.03.015	75 x 95mm

WALL HOSE BIB TAP

- Material : SUS304 Stainless Steel
- Finish : Satin Stainless Steel
- Description : Plate Ø 48mm
Spout Ø 21mm
- Packing : Per Piece



ITEM NO.	OLD CODE	NEW CODE	DIMENSION (L x W)
CLIO.CL130.SUS304	750.05.011	B04.03.017	85 x 100mm

WALL BIB TAP

- Material : SUS304 Stainless Steel
- Finish : Satin Stainless Steel
- Description : Plate Ø 48mm
Spout Ø 21mm
- Packing : Per Piece



ITEM NO.	OLD CODE	NEW CODE	DIMENSION (L x W)
CLIO.CL129.SUS304	750.05.010	B04.03.016	90 x 90mm

WALL BIB TAP TWO WAY

- Material : SUS304 Stainless Steel
- Finish : Satin Stainless Steel
- Description : Plate Ø 48mm
Spout Ø 21mm
- Packing : Per Piece



ITEM NO.	OLD CODE	NEW CODE	DIMENSION (L x W x H)
CLIO.CL131.SUS304	750.05.012	B04.03.018	110 x 62 x 110mm

SINGLE LEVER WALL BIB TAP

- Material : SUS304 Stainless Steel
- Finish : Chrome
- Description : Plate Ø 48mm
Spout Ø 21mm
- Packing : Per Piece



ITEM NO.	OLD CODE	NEW CODE	DIMENSION (L x H)
CLIO.CL132.SUS304	750.05.084	B04.03.027	64 x 80mm

SINGLE LEVER WALL BIB TAP

- Material : SUS304 Stainless Steel
- Finish : Satin Stainless Steel
- Description : Plate Ø 48mm
Spout Ø 21mm
- Packing : Per Piece



ITEM NO.	OLD CODE	NEW CODE	DIMENSION (L x H)
CLIO.CL125.SUS304	750.05.001	B04.03.012	73 x 85mm

SINGLE LEVER WALL HOSE BIB TAP

- Material : SUS304 Stainless Steel
- Finish : Satin Stainless Steel
- Description : Plate Ø 48mm
Spout Ø 21mm
- Packing : Per Piece



ITEM NO.	OLD CODE	NEW CODE	DIMENSION (L x H)
CLIO.CL126.SUS304	750.05.002	B04.03.013	73 x 92mm

SINGLE LEVER SHOWER MIXER

- Material : SUS304 Stainless Steel
- Finish : Stainless Steel
- Description : 200 x 200mm Shower Head
- Packing : Per Piece

ITEM NO.	OLD CODE	NEW CODE	DIMENSION (L x H)
CLIO.CL3052.SUS304	750.05.087	B04.07.011	370 x (900-1310mm)



SINGLE LEVER SHOWER MIXER

- Material : SUS304 Stainless Steel
- Finish : Stainless Steel
- Description : Ø 200mm Shower Head
- Packing : Per Piece

ITEM NO.	OLD CODE	NEW CODE	DIMENSION (L x H)
CLIO.CL3051.SUS304	750.05.086	B04.07.010	370 x 1045mm



SINGLE LEVER SHOWER MIXER

- Material : SUS304 Stainless Steel
- Finish : Stainless Steel
- Description : Ø 200mm Shower Head
- Packing : Per Piece

ITEM NO.	OLD CODE	NEW CODE	DIMENSION (L x H)
CLIO.CL3053.SUS304	750.05.088	B04.07.012	370 x 1045mm



SINGLE LEVER SHOWER MIXER

- Material : SUS304 Stainless Steel
- Finish : Stainless Steel
- Description : Ø 200mm Shower Head
- Packing : Per Piece

ITEM NO.	OLD CODE	NEW CODE	DIMENSION (L x H)
CLIO.CL3056.SUS304	750.05.077	B04.07.008	360 x 1036mm



HANDSHOWER WITH RAIL

- Material : SUS304 Stainless Steel
- Finish : Stainless Steel
- Description : Ø 93 x 242mm Hand Shower
Adjustable Hand Shower Holder
Anti Twist Flexible Hose
- Packing : Per Piece



ITEM NO.	OLD CODE	NEW CODE	DIMENSION (W x H)
CLIO.CL3001.SUS304	750.05.033	B04.07.003	83 x 668mm

HANDSHOWER WITH RAIL

- Material : SUS304 Stainless Steel
- Finish : Stainless Steel
- Description : 37 x 205mm Hand Shower
Adjustable Hand Shower Holder
- Packing : Per Piece



ITEM NO.	OLD CODE	NEW CODE	DIMENSION (W x H)
CLIO.CL3002.SUS304	750.05.034	B04.07.004	75 x 653mm

SINGLE LEVER BATH/SHOWER MIXER

- Material : SUS304 Stainless Steel
- Finish : Satin Stainless Steel
- Packing : Per Piece



ITEM NO.	OLD CODE	NEW CODE	DIMENSION (L x W x H)
CLIO.CL3010.SUS304	750.05.035	B04.07.005	185 x 150 x 97mm

SINGLE LEVER BATH/SHOWER MIXER

- Material : SUS304 Stainless Steel
- Finish : Satin Stainless Steel
- Packing : Per Piece



ITEM NO.	OLD CODE	NEW CODE	DIMENSION (L x W x H)
CLIO.CL3011.SUS304	750.05.036	B04.07.006	185 x 150 x 97mm

SINGLE LEVER CONCEALED BATH/SHOWER MIXER

- Material : Brass/Nickel
- Finish : Chrome
- Description : Ø 50 x 83mm Shower Head
150 x 160mm Mixer
Ø 37 x 143mm Spout
- Packing : Per Piece



ITEM NO.	OLD CODE	NEW CODE	DIMENSION
CLIO.CL3059.SUS304	750.05.090	B04.07.014	

HAND SHOWER

- Material : SUS304 Stainless Steel
- Finish : Satin Stainless Steel
- Description : Ø 80mm Shower Head
- Packing : Per Piece



ITEM NO.	OLD CODE	NEW CODE	DIMENSION
CLIO.CL3005.SUS304	750.05.046	B04.07.007	18 x 211mm

SHOWER HEAD

- Material : Brass
- Finish : Chrome
- Packing : Per Piece



ITEM NO.	OLD CODE	NEW CODE	DIMENSION (DIA x W)
CLIO.CL1400	750.05.091	B04.07.015	Ø 50mm x 83mm

AUTOMATIC TOILET SENSOR FLUSHER

- Material : SUS304 Stainless Steel
- Finish : Satin Stainless Steel
- Description : AC 220V / DC 6V(4x battery)
Pressure 0.1-0.80MPa
- Packing : Per Piece



ITEM NO.	OLD CODE	NEW CODE	DIMENSION (L x W x H)
CLIO.CL1202.SUS304	750.05.079	B04.06.033	130 x 130 x 6mm

AUTOMATIC URINAL SENSOR FLUSHER

- Material : SUS304 Stainless Steel
- Finish : Satin Stainless Steel
- Description : AC 220V / DC 6V(4x battery)
Pressure 0.05-0.80MPa
- Packing : Per Piece



ITEM NO.	OLD CODE	NEW CODE	DIMENSION (L x W x H)
CLIO.CL1201.SUS304	750.05.078	B04.06.032	130 x 130 x 6mm

FLOOR DRAIN

- Material : Stainless Steel
- Finish : Stainless Steel
- Description : Push Type Floor Drain
Ø 42mm Drain Outlet
- Packing : Per Piece



ITEM NO.	CODE	DIMENSION (L x W)
CL.FD101.SS	B01.04.036	4" x 4"

FLOOR DRAIN

- Material : Stainless Steel
- Finish : Stainless Steel
- Description : Ø 42mm Drain Outlet
- Packing : Per Piece



ITEM NO.	CODE	DIMENSION (L x W)
CL.FD301.SS	B01.04.037	4" x 4"

FLOOR DRAIN

- Material : Stainless Steel
- Finish : Stainless Steel
- Description : Ø 42mm Drain Outlet
- Packing : Per Piece



ITEM NO.	CODE	DIMENSION (L x W)
CL.FD401.SS	B01.04.038	4" x 4"

MONO BASIN FAUCET

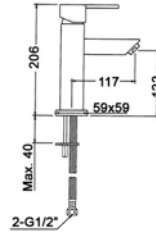
- Material : Brass
- Finish : Chrome Plated
- Packing : Per Piece



ITEM NO.	OLD CODE	NEW CODE	DIMENSION (L x H)
RFN.BMP192	730.20.751	B04.01.002	100 x 145mm

SINGLE LEVER BASIN MIXER

- Material : SUS304 Stainless Steel
- Finish : Stainless Steel
- Packing : per piece

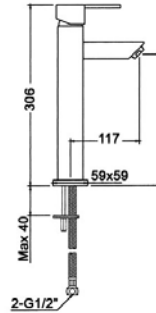


**SUS
304**

ITEM NO.	CODE	DIMENSION (L x H)
RFN.F70503.SS	531.20.503	117 x 206mm

SINGLE LEVER BASIN MIXER

- Material : SUS304 Stainless Steel
- Finish : Stainless Steel
- Packing : per piece

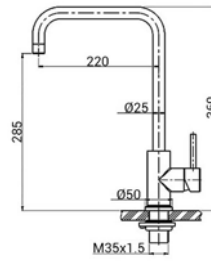


**SUS
304**

ITEM NO.	CODE	DIMENSION (L x H)
RFN.F70503G.SS	531.20.504	117 x 306mm

SINGLE LEVER SINK MIXER

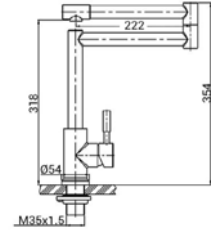
- Material : SUS304 Stainless Steel
- Finish : SN Brushed
- Packing : Per Piece



ITEM NO.	NEW CODE	DIMENSION (LxH)
RFN.8003A	B04.04.013	200 x 360mm

SINGLE LEVER SINK MIXER

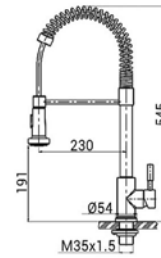
- Material : SUS304 Stainless Steel
- Finish : SN Brushed
- Packing : Per Piece



ITEM NO.	NEW CODE	DIMENSION (LxH)
RFN.8017	B04.04.015	(222 + 222) x 354mm

SINGLE LEVER SINK MIXER

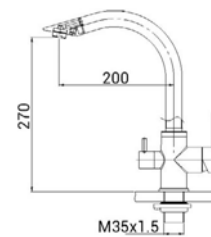
- Material : SUS304 Stainless Steel
- Finish : SN Brushed
- Packing : Per Piece



ITEM NO.	NEW CODE	DIMENSION (LxH)
RFN.8030A	B04.04.016	230 x 545mm

THREE FLOW SINK MIXER

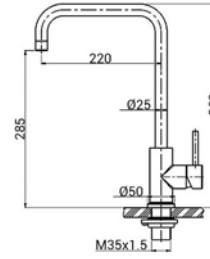
- Material : SUS304 Stainless Steel
- Finish : SN Brushed
- Description : Hot, Cold and Drinking mixer
- Packing : Per Piece



ITEM NO.	NEW CODE	DIMENSION (LxH)
RFN.8025A	B04.04.017	200 x 270mm

SINGLE LEVER SINK MIXER

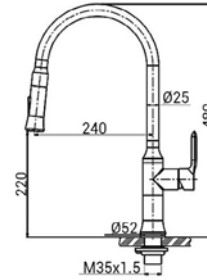
- Material : SUS304 Stainless Steel
- Finish : Matte Black
- Packing : Per Piece



ITEM NO.	NEW CODE	DIMENSION (LxH)
RFN.8003A-2	B04.04.014	220 x 360mm

SINGLE LEVER PULL-DOWN FAUCET

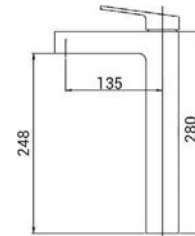
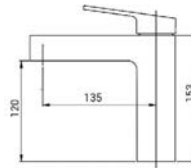
- Material : SUS304 Stainless Steel
- Finish : Matte Black
- Packing : Per Piece



ITEM NO.	NEW CODE	DIMENSION (LxH)
RFN.8038B	B04.04.018	240 x 480mm

SINGLE LVER BASIN MIXER

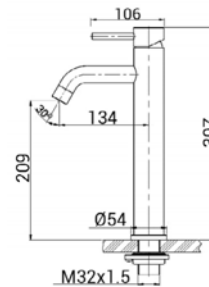
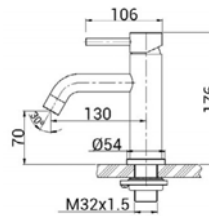
- Material : SUS304 Stainless Steel
- Finish : SN Brushed
- Packing : Per Piece



ITEM NO.	NEW CODE	DIMENSION (LxH)
RFN.9010	B04.01.010	135 x 153mm
RFN.9010A	B04.01.011	135 x 280mm

SINGLE LVER BASIN MIXER

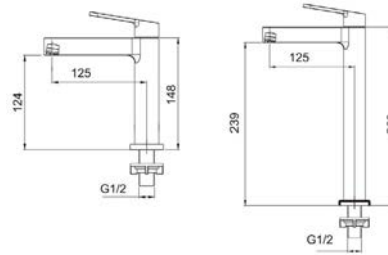
- Material : SUS304 Stainless Steel
- Finish : SN Brushed
- Packing : Per Piece



ITEM NO.	NEW CODE	DIMENSION (LxH)
RFN.9001	B04.01.012	130 x 176mm
RFN.9001A	B04.01.013	130 x 307mm

BASIN COLD TAP

- Material : SUS304 Stainless Steel
- Finish : SN Brushed
- Packing : Per Piece



ITEM NO.	NEW CODE	DIMENSION (LxH)
RFN.5032	B04.01.014	125 x 148mm
RFN.5032A	B04.01.015	125 x 263mm

BASIN COLD TAP

- Material : SUS304 Stainless Steel
- Finish : SN Brushed
- Packing : Per Piece



ITEM NO.	NEW CODE	DIMENSION (LxH)
RFN.5050A	B04.03.036	100 x 185mm
RFN.5050A-2	B04.03.037	100 x 305mm

BASIN COLD TAP

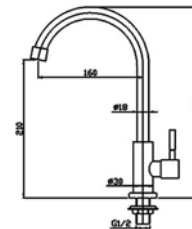
- Material : SUS304 Stainless Steel
- Finish : SN Brushed
- Packing : Per Piece



ITEM NO.	NEW CODE	DIMENSION (LxH)
RFN.5050	B04.03.034	120 x 186mm
RFN.5050-2	B04.03.035	120 x 305mm

BASIN COLD TAP

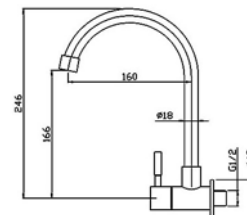
- Material : SUS304 Stainless Steel
- Finish : SN Brushed
- Packing : Per Piece



ITEM NO.	NEW CODE	DIMENSION (LxH)
RFN.5050B	B04.03.031	160 x 290mm

BASIN COLD TAP

- Material : SUS304 Stainless Steel
- Finish : SN Brushed
- Packing : Per Piece



ITEM NO.	NEW CODE	DIMENSION (LxH)
RFN.5050C	B04.03.032	160 x 246mm

BASIN COLD TAP

- Material : SUS304 Stainless Steel
- Finish : SN Brushed
- Packing : Per Piece



ITEM NO.	NEW CODE	DIMENSION (LxH)
RFN.5050C-1	B04.03.033	175 x 245mm

SPOUT WALL MOUNT

- Material : Brass
- Finish : Chrome
- Description : Rough in Ø7/8" round hole
1/2" NPT male inlet
3-1/2" gooseneck spout
Wall mounted
- Packing : Per Piece

ITEM NO.	OLD CODE	NEW CODE	DIMENSION (L x H)
BSR.WMF11	500.40.140	B03.04.005	95 x 200mm



SPOUT DECK MOUNT

- Material : Brass
- Finish : Chrome
- Description : Rough in Ø7/8" round hole
1/2" NPT male inlet
3-1/2" gooseneck spout
Deck mounted
- Packing : Per Piece

ITEM NO.	OLD CODE	NEW CODE	DIMENSION (L x H)
BSR.DMF22	500.40.150	B03.04.006	95 x 211mm



TWO WAY WATER TAP

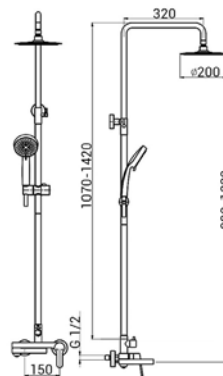
- Material : SUS304 Stainless Steel
- Finish : SN Brushed
- Packing : Per Piece

ITEM NO.	CODE	DIMENSION
RFN.5016C	B04.06.046	



SINGLE LEVER BATH-SHOWER MIXER

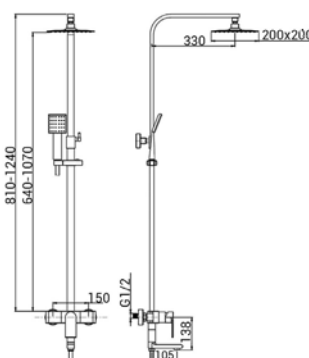
- Material : SUS304 Stainless Steel / ABS
- Finish : SN Brushed
- Description : 3 Shower head function
Round shower head
- Packing : Per Piece



ITEM NO.	NEW CODE	DIMENSION (LxH)
RFN.6017	B04.07.017	320 x (1070-1420)mm

SINGLE LEVR BATH-SHOWER MIXER

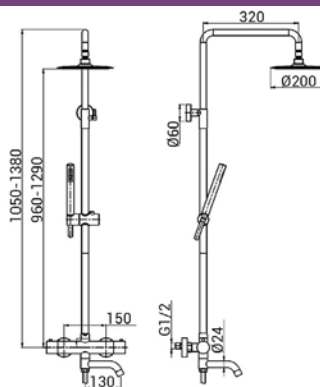
- Material : SUS304 Stainless Steel
- Finish : SN Brushed
- Packing : Per Piece



ITEM NO.	NEW CODE	DIMENSION (LxH)
RFN.6009C	B04.07.019	330 x (810-1240)mm

THERMOSTATIC SHOWER MIXER

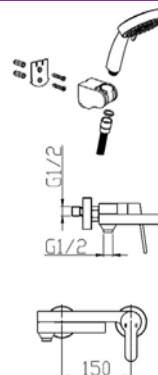
- Material : SUS304 Stainless Steel
- Finish : SN Brushed
- Packing : Per Piece



ITEM NO.	NEW CODE	DIMENSION (LxH)
RFN.6032	B04.07.020	320 x (1050-1380)mm

SINGLE LEVER BATH-SHOWER MIXER

- Material : SUS304 Stainless Steel / ABS
- Finish : SN Brushed
- Description : 3 Shower head function
1.5M Stainless steel hose
- Packing : Per Piece



ITEM NO.	NEW CODE	DIMENSION (L)
RFN.6017A	B04.07.018	

RAIN SHOWER MIXER WITH HANDSHOWER

- Material : SUS304 Stainless Steel
- Finish : Stainless Steel
- Packing : Per Piece

**SUS
304**



ITEM NO.	CODE	DIMENSION (LxH)
RFN.SF.PSG011.SS	531.30.505	

CONCEALED SHOWER & BATH MIXER

- Material : SUS304 Stainless Steel
- Finish : Stainless Steel
- Packing : Per Piece

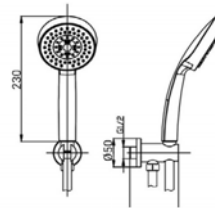
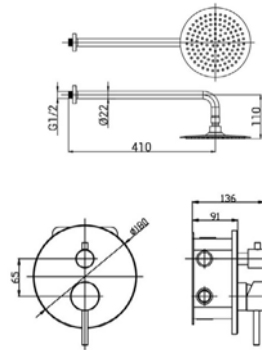
**SUS
304**



ITEM NO.	CODE	DIMENSION (LxH)
RFN.SF.PSG043.SS	531.30.506	

BUILT-IN BATH AND SHOWER MIXER BODY SET (2 FUNCTION)

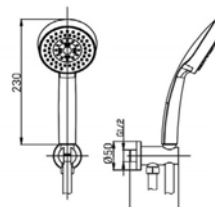
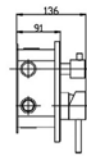
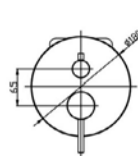
- Material : SUS304 Stainless Steel
- Finish : SN Brushed
- Packing : Per Piece



ITEM NO.	CODE	DIMENSION (LxH)
RFN.6010A	B04.08.068	

BUILT-IN BATH AND SHOWER MIXER BODY SET (2 FUNCTION)

- Material : SUS304 Stainless Steel
- Finish : SN Brushed
- Packing : Per Piece



ITEM NO.	CODE	DIMENSION (LxH)
RFN.6011A	B04.08.069	

SHOWER HOSE

- Material : SUS304 Stainless Steel
- Finish : Stainless Steel
- Packing : Per Piece



ITEM NO.	CODE	DIMENSION (L)
RFN.S901	B04.06.047	1500mm

HIGH-GRADE ABS PLASTIC HAND SHOWER

- Material : ABS
- Finish : SN Brushed
- Packing : Per Piece



ITEM NO.	CODE	DIMENSION (W x H)
RFN.S607	B04.06.048	250 x 100mm

SEDAL CARTRIDGE

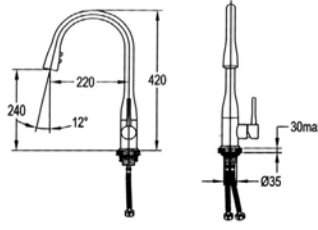
- Life Cycle EN 817 : 70,000 cycles
- Mixer : 20.70 L/min
- Full hot-cold position : 19.60 L/min
- Recommended working pressure : 1.0-5.0 bar
- Recommended working temp. : 65 °C
- Packing : Per Piece



ITEM NO.	CODE	DIMENSION
RFN.SEDAL-CARTRIDGE.40MM	531.30.507	Ø 40mm

SINGLE LEVER SINK MIXER WITH PULL DOWN SPRAY HEAD

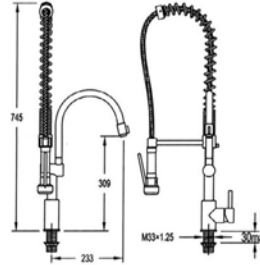
- Material : Brass
- Finish : Chrome
- Packing : Per Piece



ITEM NO.	OLD CODE	NEW CODE	DIMENSION (L x H)
FH.8782.D22	730.50.091	B04.05.001	220 x 420mm

SINGLE LEVER SINK MIXER WITH SWIVEL SPOUT & PULL-OUT SPRAY HEAD

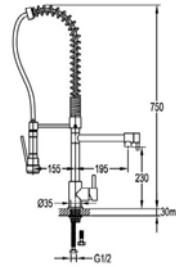
- Material : Brass
- Finish : Chrome
- Packing : Per Piece



ITEM NO.	OLD CODE	NEW CODE	DIMENSION (L x H)
FH.8727.D11	730.50.092	B04.05.002	233 x 745mm

SINGLE LEVER SINK MIXER WITH SWIVEL SPOUT & DISHWASHING SHOWER

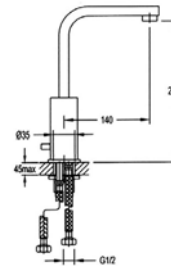
- Material : Brass
- Finish : Chrome
- Packing : Per Piece



ITEM NO.	OLD CODE	NEW CODE	DIMENSION (L x H)
FH.8726.D11	730.50.217	B04.05.013	195 x 745mm

SINGLE LEVER SINK MIXER

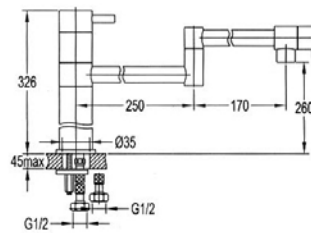
- Material : Brass
- Finish : Chrome
- Packing : Per Piece



ITEM NO.	OLD CODE	NEW CODE	DIMENSION (L x H)
FH.8266.D37	730.50.093	B04.05.003	140 x 230mm

SINGLE LEVER SINK MIXER

- Material : Brass
- Finish : Chrome
- Packing : Per Piece



ITEM NO.	OLD CODE	NEW CODE	DIMENSION (L x H)
FH.8729.639	730.50.127	B04.05.007	420 x 326mm

TOUCH KITCHEN FAUCET

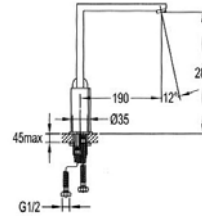
- Material : Brass
- Finish : Chrome
- Packing : Per Piece



ITEM NO.	OLD CODE	NEW CODE	DIMENSION
FH.8788.676	730.50.161	B04.05.012	

SINGLE LEVER SINK MIXER

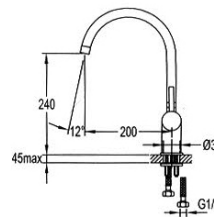
- Material : Brass
- Finish : Chrome
- Packing : Per Piece



ITEM NO.	OLD CODE	NEW CODE	DIMENSION (L x H)
FH.8789.D71	730.50.131	B04.05.009	190 x 285mm

SINGLE LEVER SINK MIXER

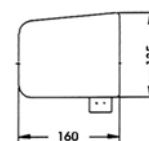
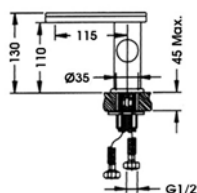
- Material : Brass
- Finish : Chrome
- Packing : Per Piece



ITEM NO.	OLD CODE	NEW CODE	DIMENSION (L x H)
FH.8723.D10	730.50.133	B04.05.010	200 x 240mm

SINGLE LEVER MONOBLOC BASIN MIXER

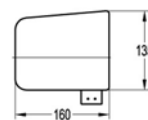
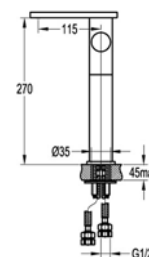
- Material : Brass
- Finish : Chrome
- Packing : Per Piece



ITEM NO.	OLD CODE	NEW CODE	DIMENSION (L x W x H)
FH.9888.D86	730.50.010	B04.02.002	160 x 135 x 130mm

SINGLE LEVER MONOBLOC BASIN MIXER

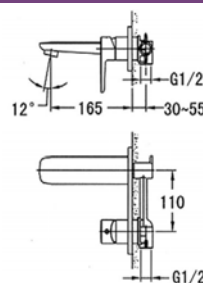
- Material : Brass
- Finish : Chrome
- Packing : Per Piece



ITEM NO.	OLD CODE	NEW CODE	DIMENSION (L x W x H)
FH.9888B.D86	730.50.002	B04.02.001	160 x 135 x 270mm

SINGLE LEVER CONCEALED BASIN MIXER

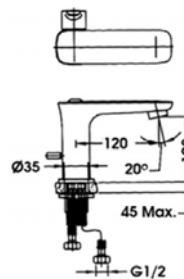
- Material : Brass
- Finish : Chrome
- Packing : Per Piece



ITEM NO.	OLD CODE	NEW CODE	DIMENSION (L x H)
FH.8283.D80	730.50.101	B04.02.017	165 x 110mm

SINGLE LEVER MONOBLOC BASIN MIXER

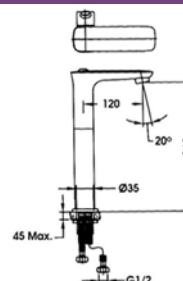
- Material : Brass
- Finish : Chrome
- Packing : Per Piece



ITEM NO.	OLD CODE	NEW CODE	DIMENSION (L x H)
FH.9883.D79	730.50.020	B04.02.004	120 x 100mm

SINGLE LEVER MONOBLOC BASIN MIXER

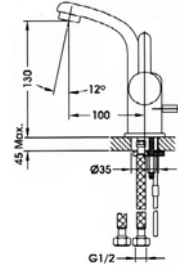
- Material : Brass
- Finish : Chrome
- Packing : Per Piece



ITEM NO.	OLD CODE	NEW CODE	DIMENSION (L x H)
FH.9883B.D79	730.50.021	B04.02.005	120 x 260mm

SINGLE LEVER MONOBLOC BASIN MIXER

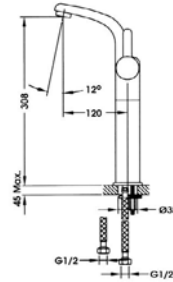
- Material : Brass
- Finish : Matte Black
- Packing : Per Piece



ITEM NO.	OLD CODE	NEW CODE	DIMENSION (L x H)
FH.8260.D56PB	730.50.040	B04.02.009	100 x 130mm

SINGLE LEVER MONOBLOC BASIN MIXER

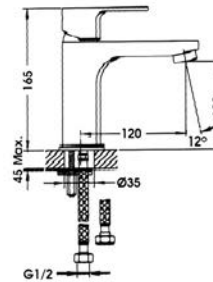
- Material : Brass
- Finish : Matte Black
- Packing : Per Piece



ITEM NO.	OLD CODE	NEW CODE	DIMENSION (L x H)
FH.8220B.D56PB	730.50.041	B04.02.010	120 x 308mm

SINGLE LEVER MONOBLOC BASIN MIXER

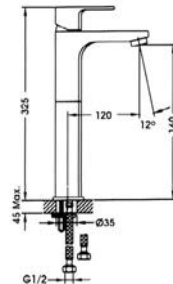
- Material : Brass
- Finish : Chrome
- Packing : Per Piece



ITEM NO.	OLD CODE	NEW CODE	DIMENSION (L x H)
FH.9889.D75	730.50.050	B04.02.011	120 x 165mm

SINGLE LEVER MONOBLOC BASIN MIXER

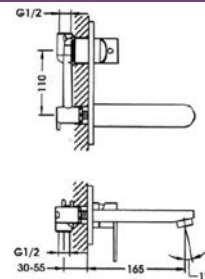
- Material : Brass
- Finish : Chrome
- Packing : Per Piece



ITEM NO.	OLD CODE	NEW CODE	DIMENSION (L x H)
FH.9889B.D75	730.50.051	B04.02.012	120 x 325mm

SINGLE LEVER CONCEALED BASIN MIXER

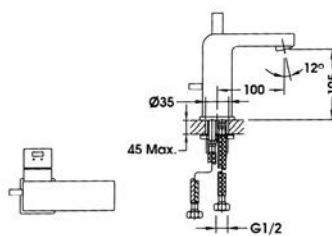
- Material : Brass
- Finish : Chrome
- Packing : Per Piece



ITEM NO.	OLD CODE	NEW CODE	DIMENSION (L)
FH.8299.D70	730.50.052	B04.02.013	165mm

SINGLE LEVER MONOBLOC BASIN MIXER

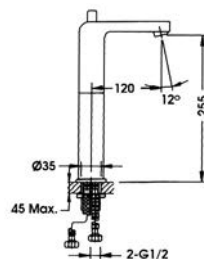
- Material : Brass
- Finish : Chrome
- Packing : Per Piece



ITEM NO.	OLD CODE	NEW CODE	DIMENSION (L x W x H)
FH.8227.D37	730.50.070	B04.02.014	100 x 105 x 130mm

SINGLE LEVER MONOBLOC BASIN MIXER

- Material : Brass
- Finish : Chrome
- Packing : Per Piece

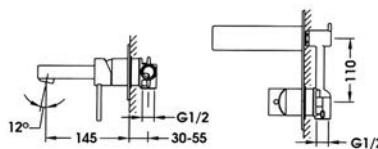


ITEM NO.	OLD CODE	NEW CODE	DIMENSION (L x H)
FH82227B.D37	730.50.071	B04.02.015	120 x 255mm

PRICE UPDATE

SINGLE LEVER CONCEALED BASIN MIXER

- Material : Brass
- Finish : Chrome
- Packing : Per Piece



ITEM NO.	OLD CODE	NEW CODE	DIMENSION (L)
FH.8287.D38	730.50.072	B04.02.016	145mm

PRICE UPDATE

SINGLE LEVER MONOBLOC BASIN MIXER

- Material : Brass
- Finish : Chrome
- Packing : Per Piece



ITEM NO.	OLD CODE	NEW CODE	DIMENSION
FH.9803.D92	730.50.167	B04.02.026	

PRICE UPDATE

SINGLE LEVER MONOBLOC BASIN MIXER

- Material : Brass
- Finish : Chrome
- Packing : Per Piece



ITEM NO.	OLD CODE	NEW CODE	DIMENSION
FH.8206.D90	730.50.153	B04.02.025	

SINGLE LEVER MONOBLOC BASIN MIXER

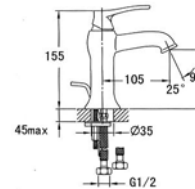
- Material : Brass
- Finish : Chrome
- Packing : Per Piece



ITEM NO.	OLD CODE	NEW CODE	DIMENSION
FH.8206B.D90	730.50.155		

SINGLE LEVER MONOBLOC BASIN MIXER

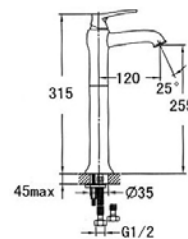
- Material : Brass
- Finish : Gold Plated
- Packing : Per Piece



ITEM NO.	OLD CODE	NEW CODE	DIMENSION (L x H)
FH.9808.D76.PZ	730.50.137	B04.02.020	105 x 155mm

SINGLE LEVER MONOBLOC BASIN MIXER

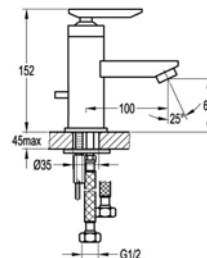
- Material : Brass
- Finish : Gold Plated
- Packing : Per Piece



ITEM NO.	OLD CODE	NEW CODE	DIMENSION (L x H)
FH.9808B.D76.PZ	730.50.139	B04.02.021	120 x 315mm

SINGLE LEVER MONOBLONC BASIN MIXER

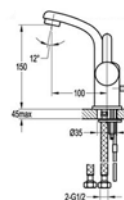
- Material : Brass
- Finish : Chrome
- Packing : Per Piece



ITEM NO.	OLD CODE	NEW CODE	DIMENSION
FH.8261.D25	730.50.207	B04.02.028	

SINGLE LEVER MONOBLOC BASIN MIXER

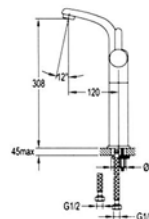
- Material : Brass
- Finish : Chrome
- Packing : Per Piece



ITEM NO.	OLD CODE	NEW CODE	DIMENSION (L x H)
FH.8260.D56	730.50.030	B04.02.006	100 x 150mm

SINGLE LEVER MONOBLOC BASIN MIXER

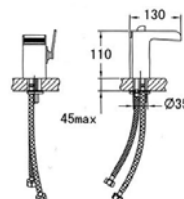
- Material : Brass
- Finish : Chrome
- Packing : Per Piece



ITEM NO.	OLD CODE	NEW CODE	DIMENSION (L x H)
FH.8220B.D56	730.50.031	B04.02.007	120 x 308mm

SINGLE LEVER CONCEALED BASIN MIXER

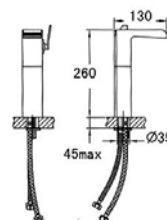
- Material : Brass
- Finish : Chrome
- Packing : Per Piece



ITEM NO.	OLD CODE	NEW CODE	DIMENSION (L x H)
FH.9825.D66	730.50.115	B04.02.018	130 x 110mm

SINGLE LEVER MONOBLOC BASIN MIXER

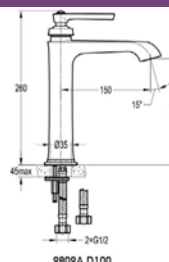
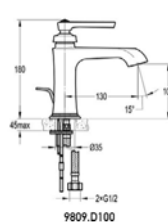

- Material : Brass
- Finish : Chrome
- Packing : Per Piece



ITEM NO.	OLD CODE	NEW CODE	DIMENSION (L x H)
FH.9825B.D66	730.50.117	B04.02.019	130 x 260mm

SINGLE LEVER MONOBLOC BASIN MIXER

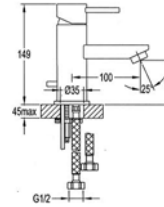
- Material : Brass
- Finish : Old Rusted Brass
- Packing : Per Piece



ITEM NO.	OLD CODE	NEW CODE	DIMENSION (L x H)
FH.9809.D100.ORB	730.50.220	B04.02.032	
FH.9809A.D100.ORB	730.50.221	B04.02.033	

SINGLE LEVER MONOBLOC BASIN MIXER

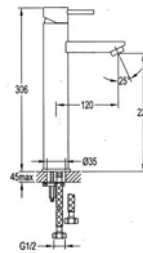
- Material : Brass
- Finish : Stainless Steel
- Packing : Per Piece



ITEM NO.	OLD CODE	NEW CODE	DIMENSION (L x H)
FH.8261.D50.BN	730.50.145	B04.02.023	100 x 149mm
FH.8261.D50	730.50.144	B04.02.022	100 x 149mm

SINGLE LEVER MONOBLOC BASIN MIXER

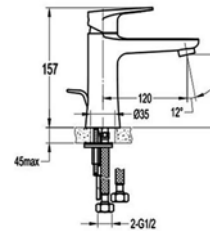
- Material : Brass
- Finish : Chrome
- Packing : Per Piece



ITEM NO.	OLD CODE	NEW CODE	DIMENSION (L x H)
FH.8267.D51.BN	730.50.147	B04.02.024	120 x 306mm

SINGLE LEVER MONOBLOC BASIN MIXER

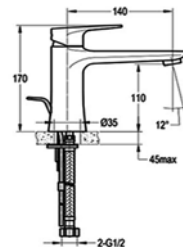
- Material : Brass
- Finish : Chrome
- Packing : Per Piece



ITEM NO.	OLD CODE	NEW CODE	DIMENSION
FH.8282.D93	730.50.209	B04.02.029	

SINGLE LEVER MONOBLOC BASIN MIXER

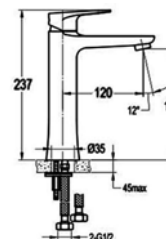
- Material : Brass
- Finish : Chrome
- Packing : Per Piece



ITEM NO.	OLD CODE	NEW CODE	DIMENSION
FH.8282D.D93	730.50.211	B04.02.031	

SINGLE LEVER MONOBLOC BASIN MIXER

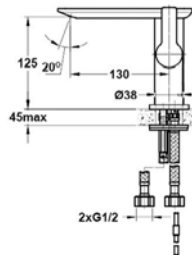
- Material : Brass
- Finish : Chrome
- Packing : Per Piece



ITEM NO.	OLD CODE	NEW CODE	DIMENSION
FH.8282A.D93	730.50.210	B04.02.030	

SINGLE LEVER BASIN MIXER

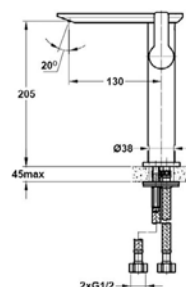
- Material : Brass
- Finish : Chrome
- Packing : Per Piece



ITEM NO.	OLD CODE	NEW CODE	DIMENSION
FH.8205.D108	730.50.222	B04.02.034	

SINGLE LEVER BASIN MIXER

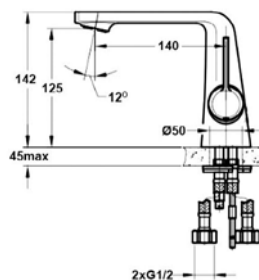
- Material : Brass
- Finish : Chrome
- Packing : Per Piece



ITEM NO.	OLD CODE	NEW CODE	DIMENSION
FH.8205A.D108	730.50.223	B04.02.035	

SINGLE LEVER BASIN MIXER

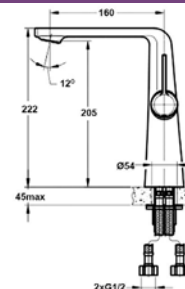
- Material : Brass
- Finish : Chrome
- Packing : Per Piece



ITEM NO.	OLD CODE	NEW CODE	DIMENSION
FH.8226.D111	730.50.228	B04.02.036	

SINGLE LEVER BASIN MIXER

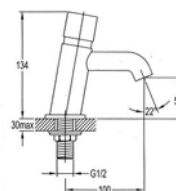
- Material : Brass
- Finish : Chrome
- Packing : Per Piece



ITEM NO.	OLD CODE	NEW CODE	DIMENSION
FH.8226A.D111	730.50.229	B04.02.037	

SELF CLOSING BASIN TAP

- Material : Brass
- Finish : Chrome
- Description : 1/2"
- Packing : Per Piece



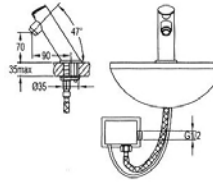
ITEM NO.	OLD CODE	NEW CODE	DIMENSION (L x H)
FH.8623	730.50.136	B04.06.003	100 x 134mm

AUTOMATIC BASIN MIXER

- Material : Brass
- Finish : Chrome
- Packing : Per Piece



The single-inlet sensor faucet and the two-inlet sensor mixer are widely popular with grand star hotels and other public places for easy installation and safety in temperature regulation.



ITEM NO.	OLD CODE	NEW CODE	DIMENSION (L x H)
FH.9728	730.50.135	B04.06.002	90 x 70mm

TWO-WAY TAP

- Material : Brass
- Finish : Chrome
- Description : 1/2"
- Packing : Per Piece



ITEM NO.	OLD CODE	NEW CODE	DIMENSION
FH.9105C.602	730.52.025	B04.06.009	

PILLAR BASIN TAP

- Material : Brass
- Finish : Chrome
- Description : 1/2"
- Packing : Per Piece



ITEM NO.	OLD CODE	NEW CODE	DIMENSION
FH.8232C.621	730.52.019	B04.03.007	

PILLAR BASIN TAP

- Material : Brass
- Finish : Chrome
- Description : 1/2"
- Packing : Per Piece



ITEM NO.	OLD CODE	NEW CODE	DIMENSION
FH.8231C.621	730.52.017	B04.03.006	

PILLAR SINK TAP

- Material : Brass
- Finish : Chrome
- Description : 1/2"
- Packing : Per Piece



ITEM NO.	OLD CODE	NEW CODE	DIMENSION
FH.8702C.623	730.52.023	B04.03.009	

WALL SINK TAP

- Material : Brass
- Finish : Chrome
- Description : 1/2"
- Packing : Per Piece



ITEM NO.	OLD CODE	NEW CODE	DIMENSION
FH.8703C.625	730.52.021	B04.03.008	

DRINKING TAP

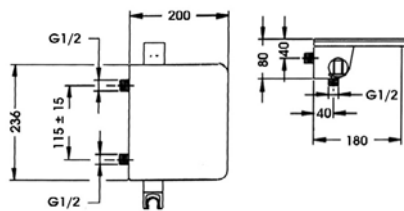
- Material : Brass
- Finish : Chrome
- Description : 7/16"
- Packing : Per Piece



ITEM NO.	OLD CODE	NEW CODE	DIMENSION
FH.8215C.623	730.52.027	B04.03.010	

SINGLE LEVER BATH/SHOWER MIXER

- Material : Brass
- Finish : Chrome
- Packing : Per Piece



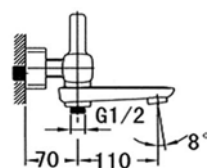
ITEM NO.	OLD CODE	NEW CODE	DIMENSION (L x W x H)
FH.8188.D87	730.50.013	B04.08.002	236 x 200 x 80mm

SINGLE LEVER BATH/SHOWER MIXER

- Material : Brass
- Finish : Chrome
- Packing : Per Piece



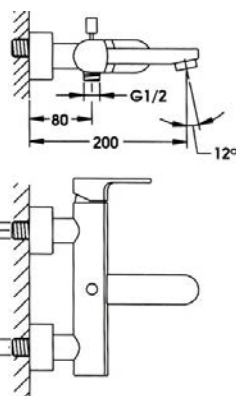
FH.8183.D83



ITEM NO.	OLD CODE	NEW CODE	DIMENSION (L)
FH.8183.D83	730.50.105	B04.08.020	110mm

SINGLE LEVER BATH/SHOWER MIXER

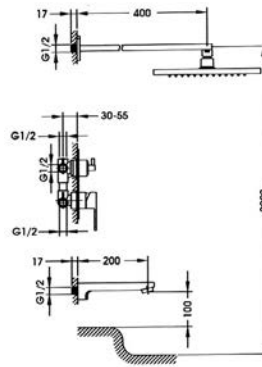
- Material : Brass
- Finish : Chrome
- Packing : Per Piece



ITEM NO.	OLD CODE	NEW CODE	DIMENSION (L)
FH.F8189.D69	730.50.053	B04.08.013	200mm

SINGLE LEVER CONCEALED BATH/SHOWER MIXER

- Material : Brass
- Finish : Chrome
- Packing : Per Piece



SET WITH
FH B12-S18
FH Z21



FH B12-S18



FH 9939-D59

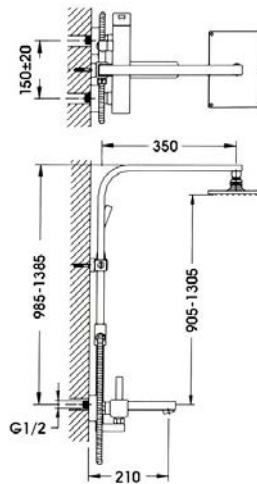


FH Z21

ITEM NO.	OLD CODE	NEW CODE	DIMENSION (L x H)
FH.9939.D59.9903.5WAY	730.50.057	B04.08.014	400 x 2000mm

SINGLE LEVER CONCEALED BATH/SHOWER MIXER

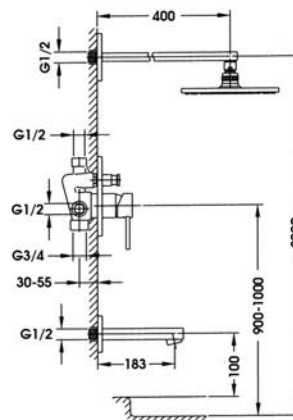
- Material : Brass
- Finish : Chrome
- Packing : Per Piece



ITEM NO.	OLD CODE	NEW CODE	DIMENSION (L x H)
FH.8167.D38	730.50.076	B04.08.017	350 x 1385mm

SINGLE LEVER CONCEALED BATH/SHOWER MIXER

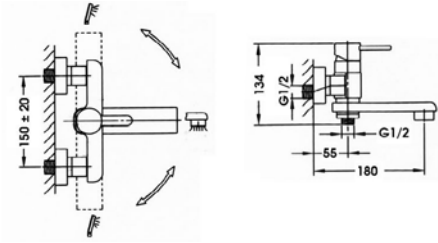
- Material : Brass
- Finish : Chrome
- Packing : Per Piece



ITEM NO.	OLD CODE	NEW CODE	DIMENSION (L x H)
FH.8327.D38	730.50.077	B04.08.018	400 x 2000mm

SINGLE LEVER BATH/SHOWER MIXER

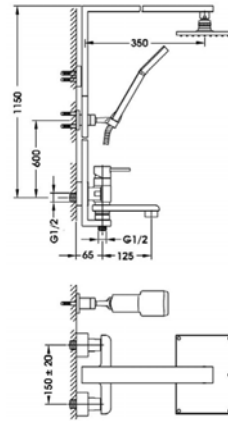
- Material : Brass
- Finish : Matte Black
- Packing : Per Piece



ITEM NO.	OLD CODE	NEW CODE	DIMENSION (L x H)
FH.8160.D56PB	730.50.045	B04.08.011	180 x 134mm

SINGLE LEVER BATH/SHOWER MIXER

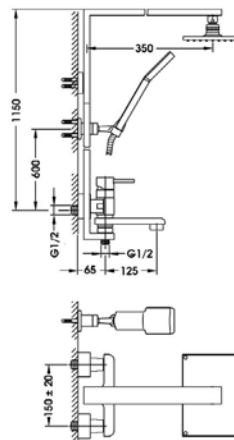
- Material : Brass
- Finish : Matte Black
- Packing : Per Piece



ITEM NO.	OLD CODE	NEW CODE	DIMENSION (L x H)
FH.8166B.D56.PB	730.50.047	B04.08.012	350 x 1150mm

SINGLE LEVER BATH/SHOWER MIXER

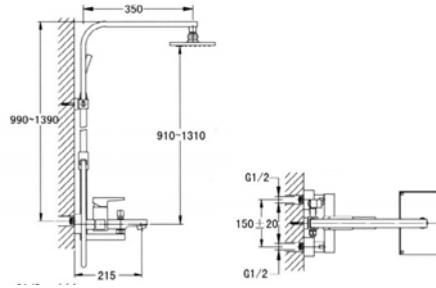
- Material : Brass
- Finish : Matte Black
- Packing : Per Piece



ITEM NO.	OLD CODE	NEW CODE	DIMENSION (L x H)
FH.8166C.D56.PB	730.50.143	B04.08.035	350 x 1150mm

SINGLE LEVER BATH/SHOWER MIXER WITH RAINSHOWER

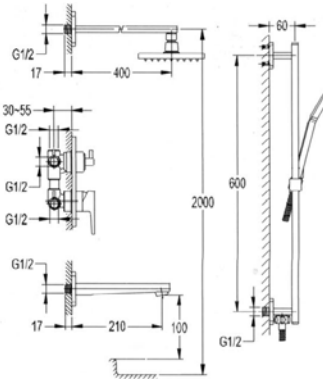
- Material : Brass
- Finish : Chrome
- Packing : Per Piece



ITEM NO.	OLD CODE	NEW CODE	DIMENSION (L x H)
FH.8162.D57	730.50.067		350 x 910-1310mm

CONCEALED BATH/SHOWER MIXER WITH RAINSHOWER & HANDSHOWER

- Material : Brass
- Finish : Chrome
- Packing : Per Piece



ITEM NO.	OLD CODE	NEW CODE	DIMENSION (L x H)
FH.9933.D55.FH9529.550	730.50.068		400 x 2000mm

SINGLE LEVER SHOWER MIXER WITH BODY SPRAYS

- Material : Brass
- Finish : Chrome
- Packing : Per Piece



ITEM NO.	OLD CODE	NEW CODE	DIMENSION
FH.9910.D82	730.50.107	B04.08.021	

THERMOSTATIC CONCEALED SHOWER MIXER WITH BODY SPRAYS

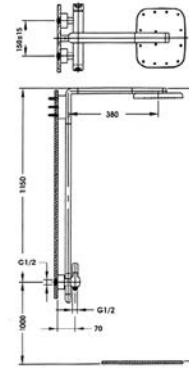
- Material : Brass
- Finish : Chrome
- Packing : Per Piece



ITEM NO.	OLD CODE	NEW CODE	DIMENSION
FH.9920A.669	730.50.109	B04.08.022	

SINGLE LEVER SHOWER MIXER WITH RAINSHOWER

- Material : Brass
- Finish : Chrome
- Packing : Per Piece



ITEM NO.	OLD CODE	NEW CODE	DIMENSION (L x H)
FH.8403.D83	730.50.026	B04.08.005	380 x 1150mm

THERMOSTATIC BATH/SHOWER MIXER FLOOR MOUNTED

- Material : Brass
- Finish : Chrome
- Packing : Per Piece



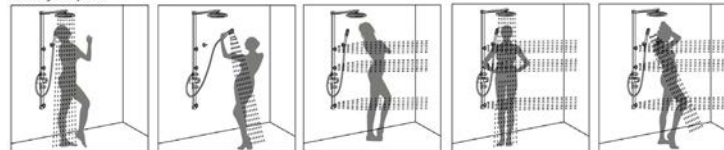
ITEM NO.	OLD CODE	NEW CODE	DIMENSION
FH.8153.675	730.50.163	B04.08.039	

THERMOSTATIC SHOWER MIXER WITH RAIN SHOWER

- Material : Brass
- Finish : Chrome
- Packing : Per Piece



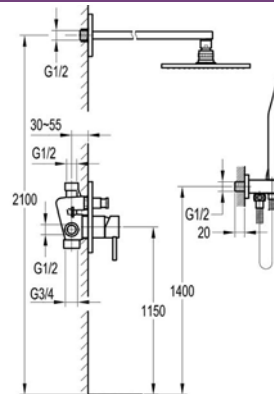
Enjoy Fun of Water All-Dimensionally



ITEM NO.	OLD CODE	NEW CODE	DIMENSION
FH.8452.675	730.50.157	B04.08.038	

SINGLE LEVER CONCEALED SHOWER MIXER

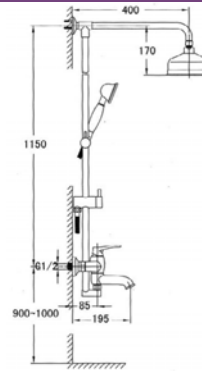
- Material : Brass
- Finish : Chrome
- Packing : Per Piece



ITEM NO.	OLD CODE	NEW CODE	DIMENSION
FH.8311.D51	730.50.043	B04.08.010	

SINGLE LEVER BATH/SHOWER MIXER WITH RAINSHOWER

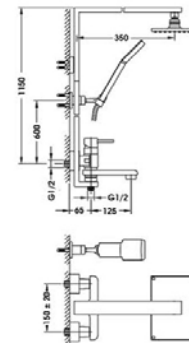
- Material : Brass
- Finish : Gold Plated
- Packing : Per Piece



ITEM NO.	OLD CODE	NEW CODE	DIMENSION (L x H)
FH.8187.D77.PZ	730.50.141	B04.08.034	400 x 1150mm

SINGLE LEVER BATH/SHOWER MIXER WITH RAINSHOWER

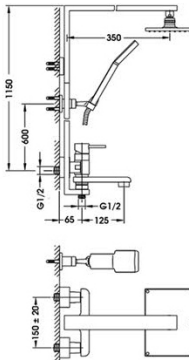
- Material : Brass
- Finish : Chrome
- Packing : Per Piece



ITEM NO.	OLD CODE	NEW CODE	DIMENSION (L x H)
FH.8166C.D56	730.50.111	B04.08.024	350 x 1550mm

SINGLE LEVER BATH/SHOWER MIXER WITH RAINSHOWER

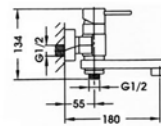
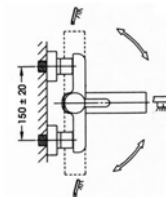
- Material : Brass
- Finish : Chrome
- Packing : Per Piece



ITEM NO.	OLD CODE	NEW CODE	DIMENSION (L x H)
FH.8166B.D56	730.50.037	B04.08.009	350 x 1550mm

SINGLE LEVER BATH/SHOWER MIXER WITH HAND SHOWER

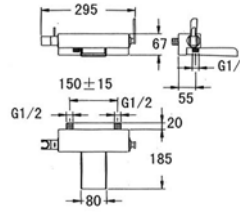
- Material : Brass
- Finish : Chrome
- Packing : Per Piece



ITEM NO.	OLD CODE	NEW CODE	DIMENSION (L x H)
FH.8160.D56.FH8859.550	730.50.035	B04.08.008	180 x 134

SINGLE LEVER BATH/SHOWER MIXER WITH HAND SHOWER

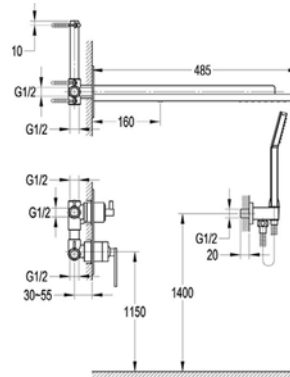
- Material : Brass
- Finish : Chrome
- Packing : Per Piece



ITEM NO.	OLD CODE	NEW CODE	DIMENSION (L x H)
FH.8105.D67	730.50.119	B04.08.027	205 x 67mm

SINGLE LEVER CONCEALED SHOWER MIXER WITH FH550

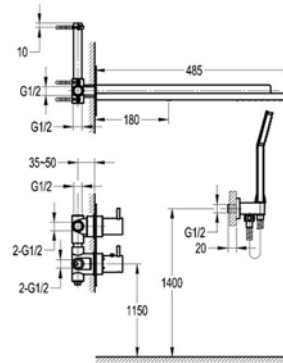
- Material : Brass
- Finish : Chrome
- Packing : Per Piece



ITEM NO.	OLD CODE	NEW CODE	DIMENSION
FH.9930A.D68	730.50.206	B04.08.046	

THERMOSTATIC CONCEALED SHOWER MIXER WITH RAIN SHOWER AND SHOWER SET

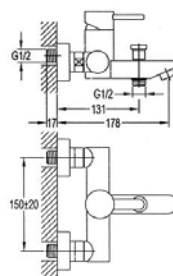
- Material : Brass
- Finish : Chrome
- Packing : Per Piece



ITEM NO.	OLD CODE	NEW CODE	DIMENSION
FH.8379A.633	730.50.128	B04.08.033	

SINGLE LEVER BATH/SHOWER MIXER

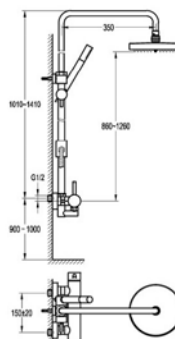
- Material : Brass
- Finish : Chrome
- Packing : Per Piece



ITEM NO.	OLD CODE	NEW CODE	DIMENSION (L x H)
FH.8161.D51.BN	730.50.149	B04.08.036	178 x 150mm

SINGLE LEVER MIXER/RAIN AND TELEPHONE SHOWER SET

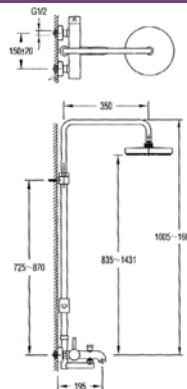
- Material : Brass/Stainless Steel
- Finish : Chrome
- Packing : Per Piece



ITEM NO.	OLD CODE	NEW CODE	FINISH	DIMENSION (L x H)
FH.8463A.D11.8818.PC	730.50.192	B04.08.045	Chrome	
FH.8463A.D11.8818.BN	730.50.151	B04.08.037	Stainless Steel	

SINGLE LEVER CONCEALED BATH/SHOWER MIXER WITH RAINSHOWER

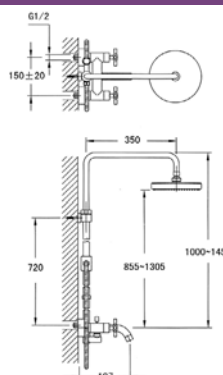
- Material : Brass
- Finish : Chrome
- Packing : Per Piece



ITEM NO.	OLD CODE	NEW CODE	DIMENSION (L x H)
FH.8163A.D11.S11F.520	730.50.123	B04.08.029	350 x 1005-1600mm

TWO-HANDLE SHOWER MIXER WITH RAINSHOWER

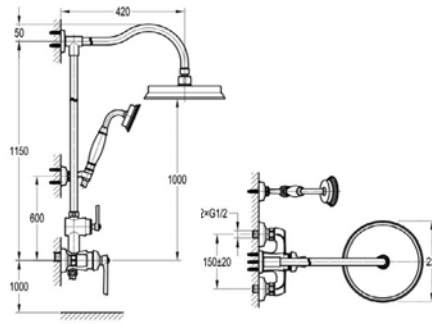
- Material : Brass
- Finish : Chrome
- Packing : Per Piece



ITEM NO.	OLD CODE	NEW CODE	DIMENSION (L x H)
FH.8137AC.617.S11J.520	730.50.125	B04.08.031	350 x 1000-140mm

SINGLE LEVER SHOWER MIXER WITH RAINSHOWER

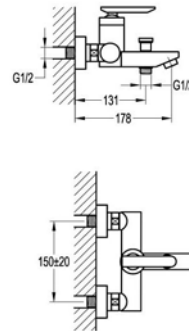
- Material : Brass
- Finish : Old Rusted Brass
- Packing : Per Piece



ITEM NO.	OLD CODE	NEW CODE	DIMENSION
FH.7629.D101.ORB	730.50.219	B04.08.053	

SINGLE LEVER BATH/SHOWER MIXER WITH HANDSHOWER

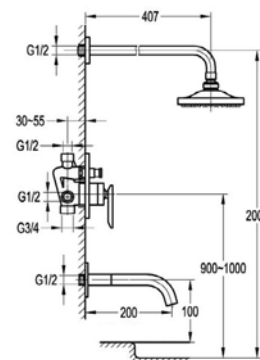
- Material : Brass
- Finish : Chrome
- Packing : Per Piece



ITEM NO.	OLD CODE	NEW CODE	DIMENSION
FH.8161.D26	730.50.173	B04.08.043	

SINGLE LEVER CONCEALED BATH/SHOWER MIXER

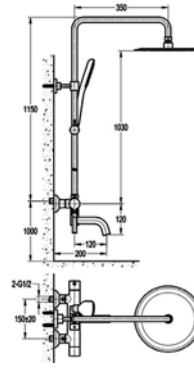
- Material : Brass
- Finish : Chrome
- Packing : Per Piece



ITEM NO.	OLD CODE	NEW CODE	DIMENSION
FH.8320.D26	730.50.171	B04.08.042	

THERMOSTATIC CONCEALED SHOWER MIXER

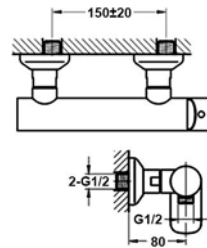
- Material : Brass
- Finish : Chrome
- Packing : Per Piece



ITEM NO.	OLD CODE	NEW CODE	DIMENSION
FH.7153.675	730.50.215	B04.08.051	

SINGLE LEVER SHOWER MIXER

- Material : Brass
- Finish : Chrome
- Packing : Per Piece



ITEM NO.	OLD CODE	NEW CODE	DIMENSION
FH.8482.D93	730.50.212	B04.08.048	

SLIDE RAIL SET WITH HANDSHOWER AND FLEXIBLE HOSE

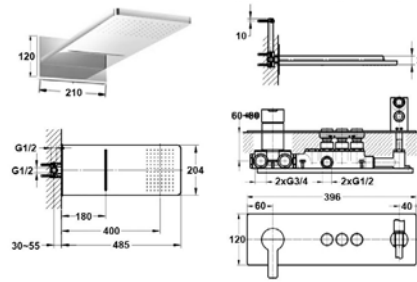
- Material : Brass
- Finish : Chrome
- Packing : Per Piece

ITEM NO.	OLD CODE	NEW CODE	DIMENSION (L x H)
FH.9529.550	730.52.013	B04.06.004	



SINGLE LEVER CONCEALED SHOWER MIXER WITH GOCLICK 3 BUTTONS

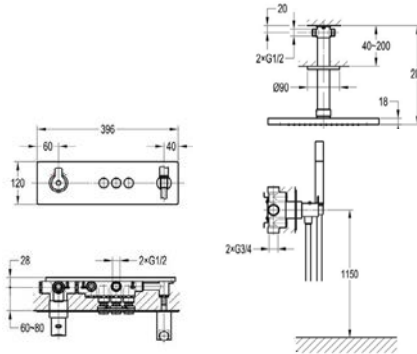
- Material : Brass
- Finish : Chrome
- Packing : Per Piece



ITEM NO.	OLD CODE	NEW CODE	DIMENSION
FH.7380.D117	730.50.227	B04.08.057	

THERMOSTATIC CONCEALED MIXER WITH GOCLICK 3-BUTTONS

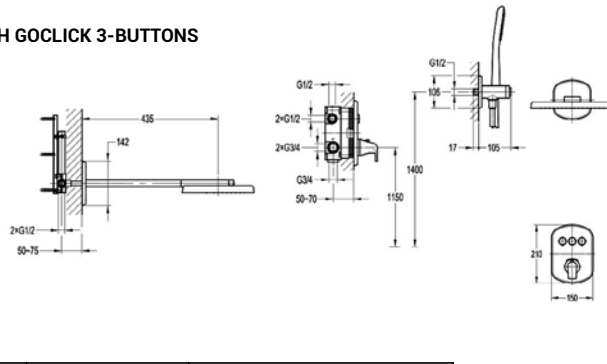
- Material : Brass
- Finish : Chrome
- Packing : Per Piece



ITEM NO.	OLD CODE	NEW CODE	DIMENSION
FH.7380A.687	730.50.233	B04.08.061	

THERMOSTATIC CONCEALED SHOWER MIXER WITH GOCLICK 3-BUTTONS

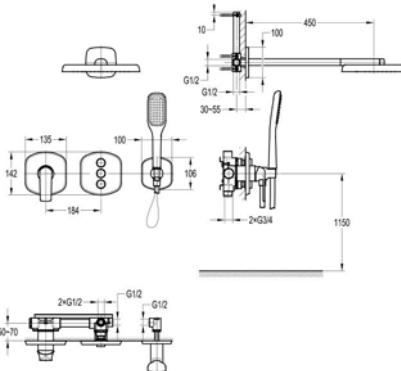
- Material : Brass
- Finish : Chrome
- Packing : Per Piece



ITEM NO.	OLD CODE	NEW CODE	DIMENSION
FH.7310.6003	730.50.230	B04.08.058	

SINGLE LEVER CONCEALED MIXER WITH GLOCLICK 3-BUTTONS

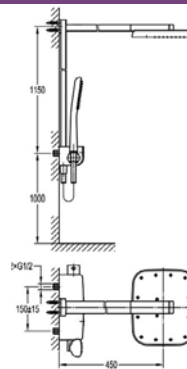
- Material : Brass
- Finish : Chrome
- Packing : Per Piece



ITEM NO.	OLD CODE	NEW CODE	DIMENSION
FH.7390.D121	730.50.234	B04.08.062	

THERMOSTATIC BATH/SHOWER MIXER WITH GOCLICK 3-BUTTONS

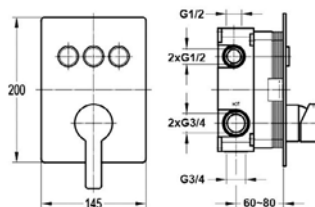
- Material : Brass
- Finish : Chrome
- Packing : Per Piece



ITEM NO.	OLD CODE	NEW CODE	DIMENSION
FH.8496.6005	730.50.235	B04.08.063	

SINGLE LEVER CONCEALED MIXER WITH GOCLICK 3 BUTTONS

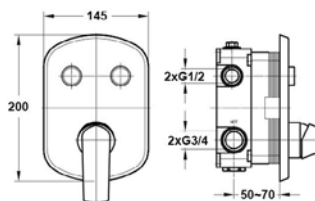
- Material : Brass
- Finish : Chrome
- Packing : Per Piece



ITEM NO.	OLD CODE	NEW CODE	DIMENSION
FH.7301A.D117	730.50.226	B04.08.056	

SINGLE LEVER CONCEALED MIXER WITH GOCLICK 2 BUTTONS

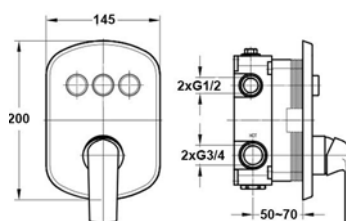
- Material : Brass
- Finish : Chrome
- Packing : Per Piece



ITEM NO.	OLD CODE	NEW CODE	DIMENSION
FH.7303.D116	730.50.232	B04.08.060	

SINGLE LEVER CONCEALED MIXER WITH GOCLICK 3 BUTTONS

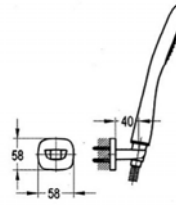
- Material : Brass
- Finish : Chrome
- Packing : Per Piece



ITEM NO.	OLD CODE	NEW CODE	DIMENSION
FH.7301.D116	730.50.231	B04.08.059	

TELEPHONE SHOWER

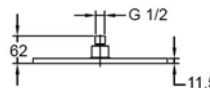
- Material : Brass
- Finish : Chrome
- Packing : Per Piece



ITEM NO.	OLD CODE	NEW CODE	DIMENSION (L x H)
FH.8879A.556	730.50.103	B04.08.019	40 x 58mm

BRASS RAIN SHOWER 12"

- Material : Brass
- Finish : Chrome
- Description : 1/2" Connection
Easy Clean Shower Spray
- Packing : Per Piece



ITEM NO.	OLD CODE	NEW CODE	DIMENSION (L x H)
FH.S16A	730.52.103	B04.06.016	304 x 304mm

BRASS RAIN SHOWER ROSE 12"

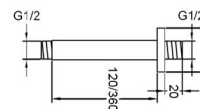
- Material : Brass
- Finish : Chrome
- Description : 1/2" Connection
Easy Clean Shower Spray
Water Saving Features
- Packing : Per Piece



ITEM NO.	OLD CODE	NEW CODE	DIMENSION (DIA x W)
FH.S26B	730.52.107	B04.06.020	Ø 300 x 63mm

SHOWER ARM CEILING MOUNTED

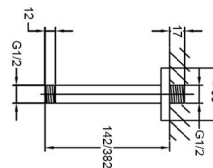
- Material : Brass
- Finish : Chrome
- Description : 1/2" Connection
- Packing : Per Piece



ITEM NO.	OLD CODE	NEW CODE	DIMENSION (L)
FH.B10	730.52.104	B04.06.017	120mm
FH.B10B	730.52.105	B04.06.018	360mm

SHOWER ARM CEILING MOUNTED

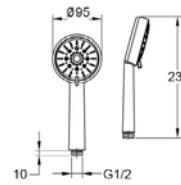
- Material : Brass
- Finish : Chrome
- Description : 1/2" Connection
- Packing : Per Piece



ITEM NO.	OLD CODE	NEW CODE	DIMENSION (L)
FH.B08	730.52.108	B04.06.021	120mm
FH.B08B	730.52.109	B04.06.022	360mm

HAND SHOWER - FIVE SETTINGS

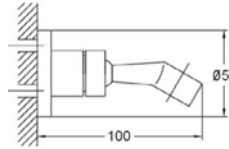
- Material : Chrome
- Finish : Chrome
- Description : Easy Clean Shower Spray
5 Functions
- Packing : Per Piece



ITEM NO.	OLD CODE	NEW CODE	DIMENSION (D x W)
FH.557	730.52.014	B04.06.005	Ø 95 x 235mm

BRASS HANDSHOWER HOLDER (UNIVERSAL COUPLING)

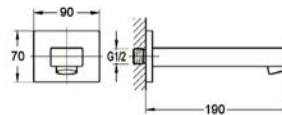
- Material : Brass
- Finish : Chrome
- Packing : Per Piece



ITEM NO.	OLD CODE	NEW CODE	DIMENSION (DIA x W)
FH.8853	730.52.016	B04.06.007	Ø 53 X 100mm

WALL MOUNTED SPOUT

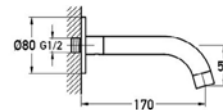
- Material : Brass
- Finish : Chrome
- Description : 1/2" Connection
- Packing : Per Piece



ITEM NO.	OLD CODE	NEW CODE	DIMENSION (L x W x H)
FH.Z11	730.50.208	B04.08.047	90 x 190 x 70mm

SPOUT WALL MOUNTED

- Material : Brass
- Finish : Chrome
- Description : 1/2" Connection
- Packing : Per Piece



ITEM NO.	OLD CODE	NEW CODE	DIMENSION (L)
FH.Z08B	730.52.133	B04.08.066	170mm

SHOWER ARM

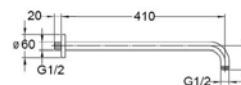
- Material : Brass
- Finish : Chrome
- Description : 1/2" Connection
- Packing : Per Piece



ITEM NO.	OLD CODE	NEW CODE	DIMENSION (L)
FH.B09	730.52.106	B04.06.019	400mm

SHOWER ARM

- Material : Brass
- Finish : Chrome
- Description : 1/2" Connection
- Packing : Per Piece



ITEM NO.	OLD CODE	NEW CODE	DIMENSION (L)
FH.B05A	730.52.110	B04.06.023	410mm

FLEXIBLE HOSE


- Material : Brass/PVC
- Finish : Chrome/Silver
- Description : 1/2" Connection
1.5M Length
- Packing : Per Piece



ITEM NO.	OLD CODE	NEW CODE	MATERIAL
FH.8806	730.52.066	B04.06.013	Brass, Chrome Finish
FH.8861B	730.52.068	B04.06.014	PVC, Silver Finish

KNITTED FLEXIBLE HOSE STAINLESS STEEL

- Material : Stainless Steel
- Description : Thread - G 1/2
- Packing : Per Piece

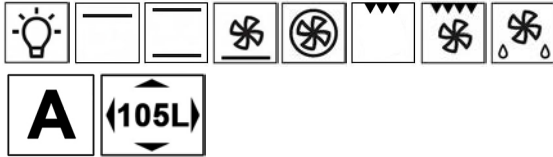


ITEM NO.	OLD CODE	NEW CODE	LENGTH
FH.8822.4	730.52.067	B01.05.017	450mm

**BUILT-IN OVEN
90CM WIDE**

KCH.BV991.IX

K01.02.003



Features

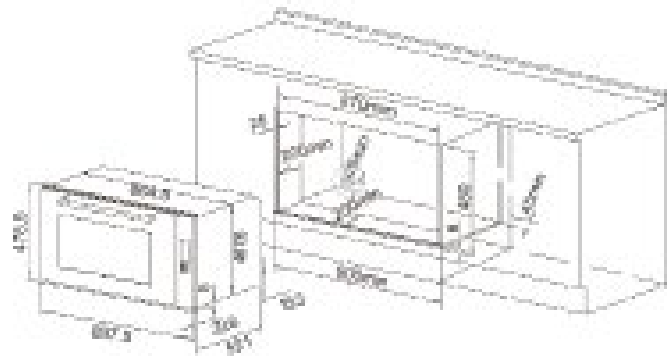
- 90cm Wide Electric Built-in Oven
- 7 Functions
- 105L Capacity
- **Stainless Steel Finish**
- Electronic Control and Digital Clock
- With Automatic Shut-off Timer
- Auto Safety Switch Off
- Aluminum Handle Bar
- Cool Touch Glass
- Full Glass Inner Door
- Triple Glazed Glass Door
- Cavity Cooling System
- Oven Ventilation System
- Removable Inner Glass
- Large Viewing Window
- 4 Shelf Positions
- Knob Control and Digital Clock

Technical Information

- Electric 220-240V/60Hz
- Max Temperature: 260°C / 500°F
- 2x 25W Halogen Interior Light
- Rated Power: 3700W
- Dimension(WxDxH): 900 x 550 x 485mm
- Packaging Dimension: 955 x 660 x 560mm
- Gross Weight: 58.5kg
- Net Weight: 51kg

Accessories

- Grilling Rack
- Universal Pan
- Rotisserie
- Power Cord, No Plug



BUILT-IN TWIN OVEN 60CM WIDE



KCH.BV862.IX

K01.02.004

Features

- 60cm Wide Electric Convection Built-in Oven
- 10 Function Twin Oven
- 73L Large Capacity
- Enamel Interior Cavity
- Catalytic Cleaning Method
- Stainless Steel Finish and Black Glass
- Sensor Touch Control / Twin LED Display
- Double Oven with Divider
- Safety Lock System
- Removable Inner Panel
- Cool Touch Glass
- Large Viewing Window
- Automatic Shut-off Timer
- Speed Cook
- Memory Menu
- 5 Shelf Positions
- Cavity Cooling System
- Oven Function - Upper Mode and Lower Mode
- Single Mode and Double Mode

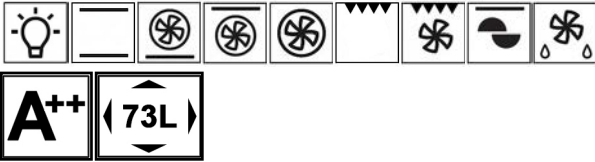
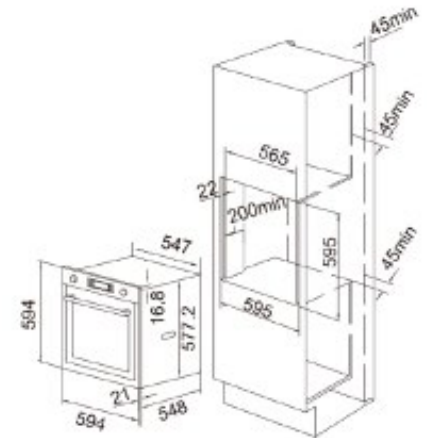
Accessories

- Divider
- Probe
- Grilling Rack
- Baking Tray
- Rotisserie
- Power Cord, No Plug

Technical Information

- Electric 220-240V/60Hz
- Max Temperature: 260°C / 500°F
- 2x 25W Halogen Interior Light
- Rated Power: 4190-4985W
- Dimension(WxDxH): 595 x 575 x 585mm

- Packaging Dimension: 647 x 658 x 660mm
- Gross Weight: 46kg
- Net Weight: 42kg



BUILT-IN GAS AND ELECTRIC OVEN 60CM WIDE



KCH.BV465.MG

K01.02.001

Features

- 60cm Wide Built-in Oven
- Gas Oven with Electric Grill System
- 67L Capacity
- Stainless Steel Finish
- Automatic Shut-off Timer
- Aluminum Handle Bar
- Auto Ignition
- Triple Safety System with Sabaf Thermostat and Flame Failure Device
- Full Surface Grill
- Triple Glazed Glass Door
- Cavity Cooling System
- Oven Ventilation System
- 5 Shelf Positions
- Fat Filter
- Auto Safety Switch-off System from Sabaf Italy
- Mechanical Knob Control with Timer


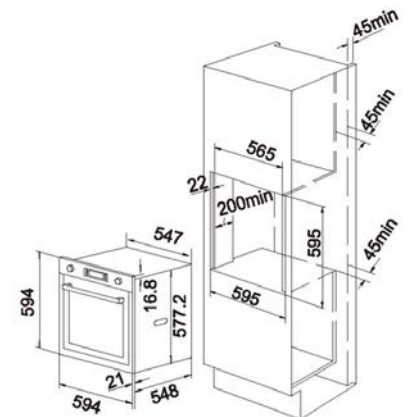
Accessories

- Grilling Rack
- Universal Pan
- Rotisserie
- Power Cord, No Plug

Technical Information

- Full Gas Oven Function
- Electric Rotisserie
- Max Temperature: 260°C / 500°F
- 1x 25W Halogen Interior Light
- Gas: 2500W
- Rated Power: 1800W
- Dimension(WxDxH): 595 x 565 x 580 mm

- Packaging Dimension: 647 x 658 x 660mm
- Gross Weight: 37kg
- Net Weight: 32.5kg



**BUILT-IN OVEN
60CM WIDE**



KCH.BV461.MG

K01.01.001

Features

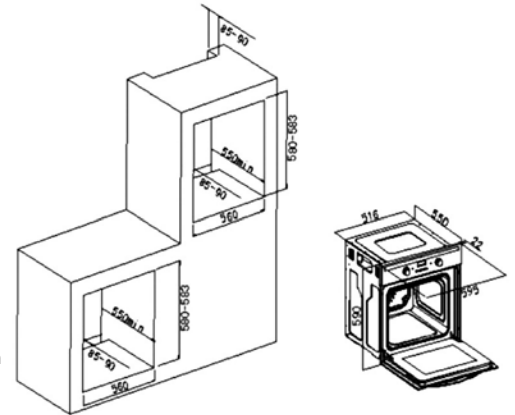
- 60cm Wide Electric Built-in Oven
- 7 Functions
- 70L Large Capacity
- Black Mirror Glass with Stainless Steel Finish
- ECO Energy Saving Mode
- Anti-finger Print Coating Panel
- 360 Degree Rotisserie Function
- Triple Glass Door
- Removable Door
- Easy to Clean Door
- Mechanical Knob Control with Timer

Technical Information

- Electric 220-240V/60Hz
- Max Temperature: 250°C / 482°F
- 1x 25W Halogen Interior Light
- Rated Power: 2150-2550W
- Dimension(WxDxH): 595 x 555 x 595 mm
- Packaging Dimension: 650 x 655 x 660mm
- Gross Weight: 45kg
- Net Weight: 41kg

Accessories

- Baking Tray
- Oven Rack
- Rotisserie
- Power Cord, No Plug



**BUILT-IN OVEN
60CM WIDE**



KCH.BV462.IX

K01.01.002

Features

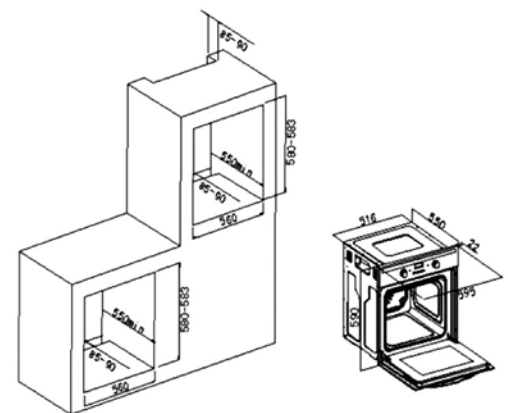
- 60cm Wide Electric Built-in Oven
- 7 Functions
- 70L Large Capacity
- Black Glass with Stainless Steel Finish
- ECO Energy Saving Mode
- Anti-finger Print Coating Panel
- 360 Degree Rotisserie Function
- Triple Glass Door
- Removable Door
- Easy to Clean Door
- Mechanical Knob Control with Timer

Technical Information

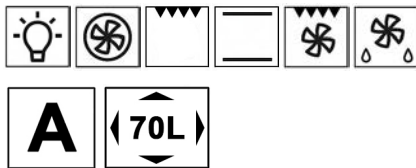
- Electric 220-240V/60Hz
- Max Temperature: 250°C / 482°F
- 1x 25W Interior Light
- Rated Power: 2150-2550W
- Dimension(WxDxH): 595 x 555 x 595 mm
- Packaging Dimension: 650 x 655 x 660mm
- Gross Weight: 45kg
- Net Weight: 41kg

Accessories

- Baking Tray
- Oven Rack
- Rotisserie
- Power Cord, No Plug



BUILT-IN OVEN 60CM WIDE



KCH.BV468.IX

K01.01.005

Features

- 60cm Wide Electric Built-in Oven with Convection
- 7 Functions
- 70L Capacity
- Mirror Glass with Stainless Steel Finish
- Aluminum Handle Bar
- Safety Glass Door
- Cavity Cooling System
- 5 Shelf Positions
- Auto Safety Switch-off
- Fan Filter
- Mechanical Knob Control with Timer
- Oven ventilation system

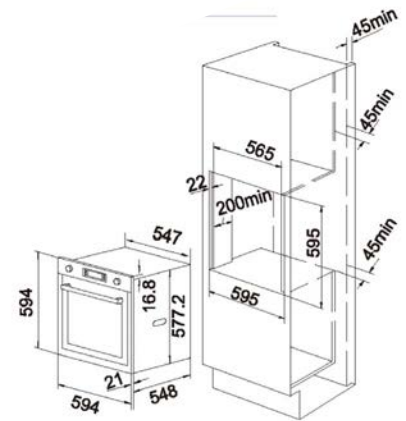
Technical Information

- Electric 220-240V/60Hz
- Max Temperature: 260°C / 500°F
- 1x 25W Interior Halogen Light
- Rated Power: 2560W
- Dimension(WxDxH): 595 x 555 x 575 mm

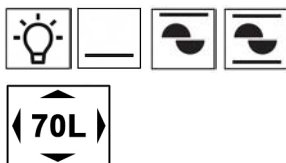
- Packaging Dimension:
- Gross Weight:
- Net Weight:

Accessories

- Grilling Rack
- Universal Pan
- Rotisserie
- Power Cord, No Plug



BUILT-IN OVEN 60CM WIDE



KCH.BV463.MG.IX

K01.01.003

Features

- 60cm Wide Electric Built-in Oven
- 4 Functions
- 70L Large Capacity
- Glass with Stainless Steel Panel
- Anti-finger Print Coating Panel
- 360 Degree Rotisserie Function
- Triple Glazed Glass Door
- Removable Door
- Easy to Clean Door
- Mechanical Knob Control with Timer

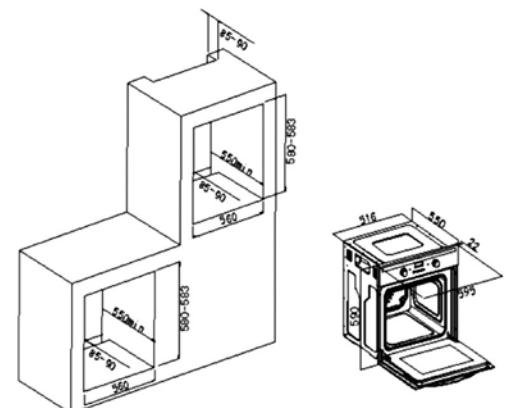
Technical Information

- Electric 220-240V/60Hz
- Max Temperature: 250°C / 482°F
- 1x 25W Interior Halogen Light
- Rated Power: 2150-2550W
- Dimension(WxDxH): 595 x 555 x 595 mm

- Packaging Dimension: 650 x 655 x 660mm
- Gross Weight: 45kg
- Net Weight: 41kg

Accessories


- Baking Tray
- Oven Rack
- Rotisserie
- Power Cord, No Plug



**BUILT-IN OVEN
60CM WIDE**

KCH.BV464.MG

K01.01.004



Features

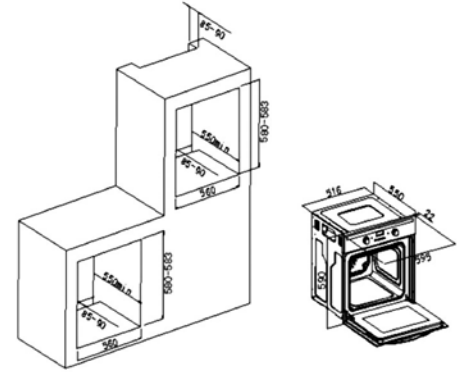
- 60cm Wide Electric Built-in Oven
- 4 Functions
- 70L Capacity
- Glass with Stainless Steel
- Black Finish
- Triple Glazed Glass Door
- Automatic Shut-off Timer
- Handle Bar
- Cavity Cooling System
- Auto Safety Switch-off
- Electric Grill System Aluminum
- Oven Ventilation System
- Mechanical Knob Control with Timer

Technical Information

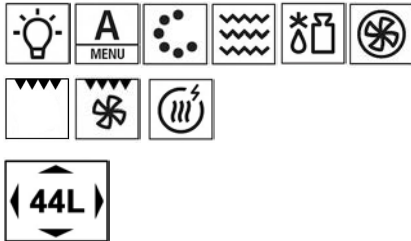
- Electric 220-240V/60Hz
- Max Temperature: 270°C / 518°F
- 1x 25W Halogen Interior Light
- Rated Power: 2560W
- Dimension(WxDxH): 595 x 550 x 590mm
- Packaging Dimension: 647 x 658 x 660mm
- Gross Weight: 37kg
- Net Weight: 32.5kg

Accessories

- Grill Rack
- Universal Pan
- Rotisserie
- Power Cord, No Plug



**BUILT-IN COMBINATION OVEN
(MICROWAVE + GRILL + CONVECTION OVEN)
60CM WIDE**



KCH.CMV644.SS

K04.01.004

Features

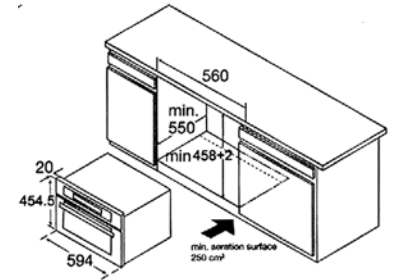
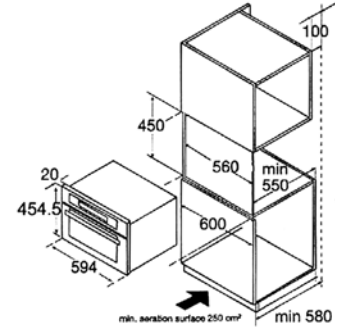
- **60cm Wide Electric Built-in Combination Microwave + Grill + Convection Oven**
- **13 Auto Cook Menu**
- **44L Capacity**
- **Stainless Steel Cavity**
- **Stainless Steel Door Panel**
- LED Display
- Drop Down Door
- Full Metal Bar Handle
- Big Space
- Electronic Clock
- Cooking End Signal
- Fast Preheating(7min ~ 230°C)
- Overheat Protection
- Turntable
- Child Safety Lock
- Sensor Touch + Knob Control

Technical Information


- Electric 220-240V/60Hz
- Max Temperature: 230°C / 446°F
- Microwave Output: 900W
- Top Heater: 1200W
- Convection Heater: 1750W
- Rated Power: 3350W
- Approvals: CB,GS,Erp,EMC,SASO,SAA
- Dimension(WxDxH): 595 x 548 x 454 mm
- Packaging dimension: 700 x 670 x 550 mm
- Gross weight: 45kg
- Net weight: 41kg

Accessories

- Long Grill Rack
- Short Grill Rack
- Round Enamelled Pan
- With Plug



**BUILT-IN MICROWAVE OVEN WITH GRILL
AND CONVECTION FAN
60CM WIDE**



KCH.MW609C.SS

K04.01.003

Features

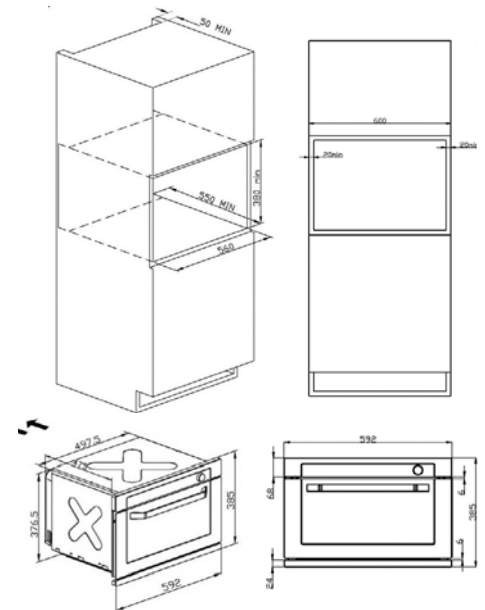
- **60cm Wide Electric Built-in Microwave Oven + Convection**
- **8 Auto Cook Menu**
- **34L Capacity**
- **Stainless Steel Cavity**
- **Stainless Steel Door Panel**
- **Multi Stage Cooking**
- Drop Down Door
- 6 Microwave Power Levels
- Digital Clock
- Express Cooking
- Speedy Defrost
- End Cooking Signal
- Child Safety Lock
- Sensor Touch and Knob Control

Technical Information

- Electric 220-240V/60Hz
- Max Temperature: 110-200°C / 230-392°F
- Microwave Output: 900W
- Convection: 1850W
- Grill Output: 1050W
- Dimension(WxDxH): 592 x 540 x 386mm
- Packaging Dimension: 660 x 608 x 448mm
- Gross Weight: 30.3kg
- Net Weight: 27.3kg

Accessories

- Baking Tray
- Oven Rack
- Rotisserie
- Power Cord, With Plug



**BUILT-IN STEAM OVEN
60CM WIDE**

KCH.BS561.SS

K04.01.006

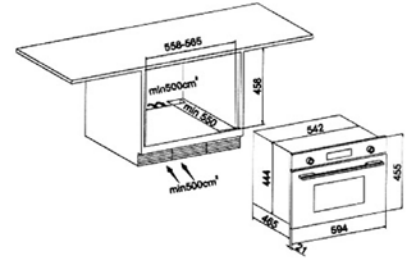


Features

- 60cm Wide Electric Built-in Steam Oven
- 8 Auto Menu
- 38L Capacity
- Stainless Steel Cavity
- Stainless Steel Finish
- LED Display
- Descale Setting
- Wrong Message Display Automatically
- No Water Warning
- Digital Clock with Automatic Cut-off Timer
- 4 Shelf Position
- Door Inter-lock (Safety Switch)
- Water Tank Subassembly
- Pump
- Child Safety Lock
- Sensor Touch Control

Accessories

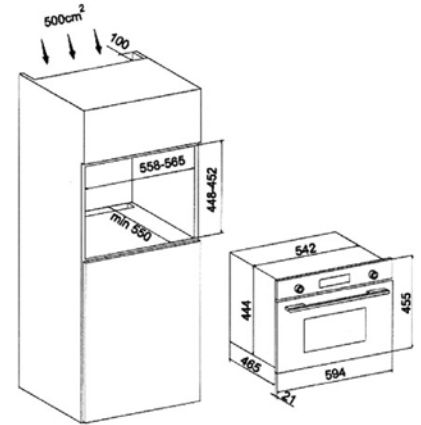
- Deep Baking Tray
- Baking Tray
- Grilling Rack
- Sponge Drier
- Power Cord, No Plug



Technical Information

- Electric 220-240V/60Hz
- Power (Steam): 1250-1500W
- Power (Steam Oven): 1400-1700W
- Dimension(WxDxH): 594 x 530 x 455mm

- Packaging dimension: 675 x 611 x 525 mm
- Gross weight: 33kg
- Net weight: 29kg



BUILT-IN MICROWAVE OVEN + GRILL 60CM WIDE



KCH.MW607C.SS

K04.01.005

Features

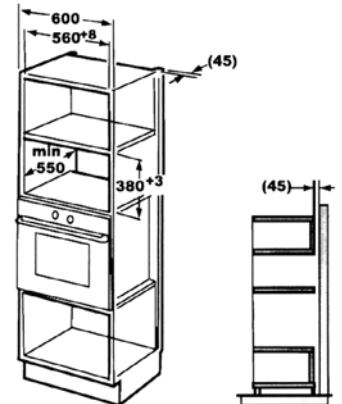
- 60cm Wide Microwave Oven with Frameless Design + Grill
- 10 Auto Menus
- 32L Capacity
- Stainless Steel Cavity
- Stainless Steel Front with Black Housing
- LED Display
- 95 Minute Digital Timer
- Kitchen Timer
- Microwave Cooking
- Convection Cooking with Pre-heat
- Combination Cooking
- Child Safety Lock
- Press Open Door
- Electronic Control Panel

Technical Information

- Electric 220-240V/60Hz
- 1x 25W Halogen Interior Light
- Microwave Input: 1550W
- Microwave Output: 1000W
- Grill Input: 1100W
- Convection Input: 2500W
- Dimension(WxDxH): 595 x 480 x 390 mm
- Packaging Dimension: 595 x 467.5 x 388mm
- Net Weight: 22.1kg

Accessories

- 315mm Glass Turntable
- Round Grill
- With Plug



BUILT-IN MICROWAVE OVEN + GRILL 60CM WIDE



KCH.MW621.BK

K04.01.007

Features

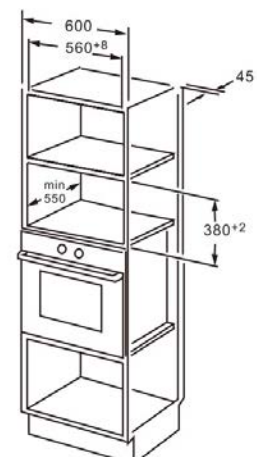
- 60cm Wide Microwave Oven + Grill
- 8 Auto Menus
- 25L Capacity
- Premium Frameless
- Stainless Steel Full Glass Door
- Black Finish
- 5 Microwave Power Levels & 2 Combination
- Multi Cooking Stage
- 95 Min Kitchen Timer
- 30 Sec. Express Cook
- Kitchen Timer
- 2in1 Function Microwave + Grill
- Integrated Design Without Outer Frame
- Cooking End Signal
- Defrost by Weight or Time
- Child Safety Lock
- Press Open Door
- Touch Control

Technical Information

- Electric 220-240V/60Hz
- 1x 25W Halogen Interior Light
- Microwave Input: 1270W
- Microwave Output: 900W
- Grill Input: 1000W
- Dimension(WxDxH): 594 x 403 x 382 mm
- Packaging Dimension: 654 x 451 x 446mm
- Gross Weight: 20.5kg
- Net Weight: 18.5kg

Accessories

- 315mm Glass Turntable
- Round Grill
- With Plug



**BUILT-IN MICROWAVE OVEN + GRILL
60CM WIDE**



KCH.MW620.BK

K04.01.001

Features

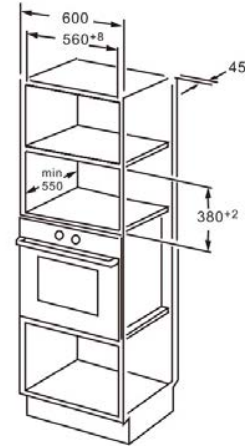
- 60cm Wide Microwave Oven + Grill
- 8 Auto Menus
- 25L Capacity
- Stainless Steel Cavity
- Black Finish
- 5 Microwave Power Levels & 2 Combination
- Multi Cooking Stage
- 95 Min Kitchen Timer
- 30 Sec. Express Cook
- 2 in 1 Function Microwave + Grill
- Kitchen Timer
- Integrated Design with Outer Frame
- Cooking End Signal
- Defrost by Weight or Time
- Child Safety Lock
- Press Open Door
- Digital Touch Control

Technical Information



- Electric 220-240V/60Hz
- 1x 25W Halogen Interior Light
- Microwave Input: 1450W
- Microwave Output: 900W
- Grill: Input 1000W
- Dimension(WxDxH): 595 x 401 x 388 mm
- Packaging Dimension: 684 x 566 x 484mm
- Gross Weight: 20.5kg
- Net Weight: 18.5kg

Accessories

- 315mm Glass Turntable
- Round Grill
- With Plug



**BUILT-IN MICROWAVE OVEN + GRILL
60CM WIDE**



KCH.MW617.SS

K04.01.002

Features

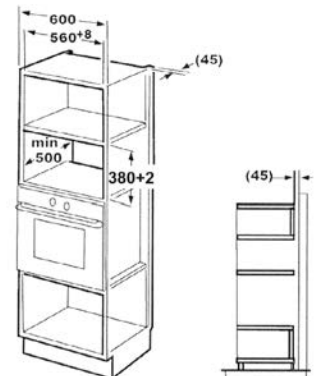
- 60cm Wide Microwave Oven + Grill
- 8 Auto Menus
- 30L Capacity
- Stainless Steel Finish
- 5 Microwave Power Levels & 2 Combination
- Multi Cooking Stage
- 95 Min Kitchen Timer
- 30 Sec. Express Cook
- 2 in 1 Function Microwave + Grill
- Kitchen Timer
- Integrated Design with Outer Frame
- Cooking End Signal
- Defrost by Weight or Time
- Child Safety Lock
- Press Open Door
- Digital Touch Control

Technical Information

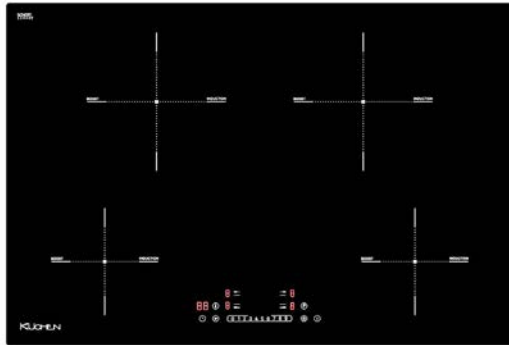
- Electric 220-240V/60Hz
- Microwave Input: 1450W
- Microwave Output: 900W
- Grill: Input 1150W
- Dimension(WxDxH): 595 x 400 x 388mm
- Packaging Dimension: 653 x 500 x 466mm
- Gross Weight: 20.5kg
- Net Weight: 18.5kg

Accessories

- 315mm Glass Turntable
- Round Grill
- With Plug



BUILT-IN INDUCTION COOKTOP 77CM WIDE



KCH.IX471.BLK

K02.02.009

Features

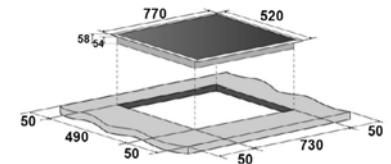
- 77cm Induction Cooktop
- 4 Induction Zones
- Schott Glass Ceramic Glass Surface
- Made in Germany
- 9 Levels Power Setting
- Touch Sensor Slide Control
- 4x Boost Function (Automatic)
- Keep Warm Function
- Pause Function (all heating zone pause working)
- Child Lock
- 99 Minute Timer Function
- Residual heat indication
- Automatic Safety Switch Off

Technical Information

- Electric 220-240V/60Hz
- 4x Heating Zone, 7200W Max Power
 - 2x 11800/2100W Zone
 - 2x 1200/1500W Zone

Accessories

- With Cord, No Plug
- Dimension(WxDxH): 770 x 520 x 58mm
- Packaging Dimension:
- Gross Weight:
- Net Weight:



BUILT-IN INDUCTION COOKTOP 70CM WIDE



KCH.IX272.BLK

K02.02.011

Features

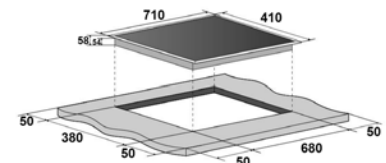
- 70cm Induction Cooktop
- 2 Induction Zones
- Ceramic Glass Surface
- Touch Sensor Slider Control, Pan Sensor
- 2x Booster
- 99 Min Timer Function
- 9 Lever Power Setting
- Automatic Safety Switch Off
- Residual Heat Indicator
- Child Lock

Technical Information

- Electric 220-240V/60Hz
- 2x Heating Zone, 3600W Max Power
 - 2x 1800W Zone

Accessories

- With Cord, No Plug
- Dimension(WxDxH): 710 x 410 x 58mm
- Packaging Dimension: 780 x 510 x 125mm
- Gross Weight: 8.2kg
- Net Weight: 7.8kg



BUILT-IN COMBI INDUCTION/VITROCERAMIC COOKTOP, 70CM WIDE



KCH.VX271.BLK

K02.02.010

Features

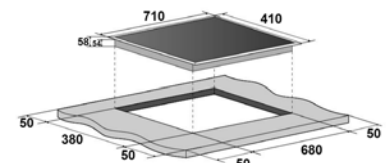
- 70cm Induction Cooktop
- Combination of Induction and Vitroc ceramic
- Ceramic Glass Surface
- Touch Sensor Slider Control
- Pan Sensor
- 1x Booster
- 99 Min Timer Function
- 9 Lever Power Setting
- Automatic Safety Switch Off
- Residual Heat Indicator
- Child Lock

Technical Information

- Electric 220-240V/60Hz
- 1x Heating Zone 1100/2200W
- 1x Heating Zone 210mm, 1800/2100W

Accessories

- With Cord, No Plug
- Dimension(WxDxH): 710 x 410 x 58mm
- Packaging Dimension: 780 x 510 x 125mm
- Gross Weight: 8.2kg
- Net Weight: 7.8kg



BUILT-IN INDUCTION COOKTOP 60CM WIDE



KCH.IX461.BLK

Features

- 60cm Induction Cooktop
- 4 Induction Zones
- Schott Glass Ceramic Glass Surface
- Made in Germany
- Touch Sensor Control
- Residual Heat Indicator
- Child Panel Lock
- Small Object Detection
- Time Control
- Boost Function
- 9-Stage Power Setting

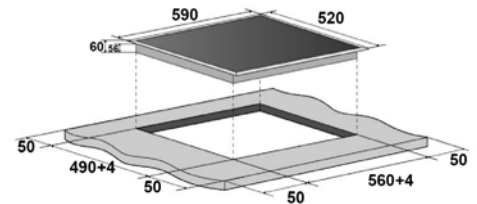
Technical Information

- Electric 220-240V/60Hz
- 4x Heating Zone, 7000W Max Power
- 2x 2300/2600W Zone
- 2x 1200/1500W Zone

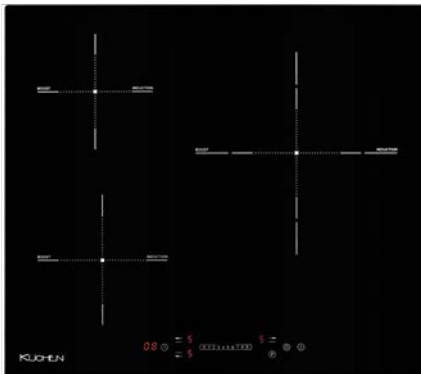
K02.02.002

Accessories

- With Cord, No Plug
- Dimension(WxDxH): 590 x 520 x 64mm
- Packaging Dimension:
- Gross Weight:
- Net Weight:



BUILT-IN INDUCTION COOKTOP 60CM WIDE



KCH.IX361.BLK

Features

- 60cm Induction Cooktop
- 3 Induction Zones
- Ceramic Glass Surface
- Touch Sensor Slider Control
- Pan Sensor
- 2x Booster
- 99 Min Timer Function
- 9 Lever Power Setting
- Automatic Safety Switch Off
- Residual Heat Indicator
- Child Lock

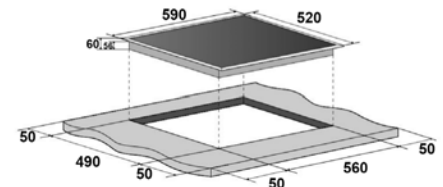
Technical Information

- Electric 220-240V/60Hz
- 3x Heating Zone, 6600W Max Power
- 1x 1200W Zone
- 1x 1800W Zone
- 1x 2300W Zone

K02.02.012

Accessories

- With Cord, No Plug
- Dimension(WxDxH): 590 x 520 x 50mm
- Packaging Dimension: 650x580x115mm
- Gross Weight: 10.0kg
- Net Weight: 8.2kg



BUILT-IN INDUCTION COOKTOP 30CM WIDE



KCH.IX231.BLK

Features

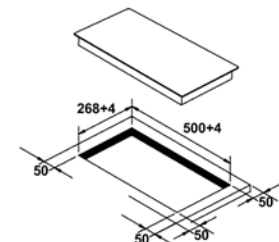
- 30cm Induction Cooktop
- 2 Induction Zones
- Schott Glass Ceramic Glass Surface
- Touch Sensor Touch Control
- Pan Sensor
- Timer
- 9 Lever Power Setting
- Automatic Safety Switch Off
- Residual Heat Indicators
- Child Lock

Technical Information

- Electric 220-240V/60Hz
- 2x Heating Zone, 3500W Max Power
- 1x 2000W Zone
- 1x 1500W Zone

Accessories

- With Cord, No Plug
- Dimension(WxDxH): 288 x 520 x 56mm
- Packaging Dimension:
- Gross Weight:
- Net Weight:



BUILT-IN VITROCERAMIC COOKTOP 60CM WIDE



KCH.VC469.BLK

K02.02.005

Features

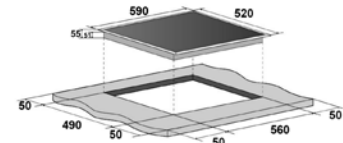
- 60cm Vitroc ceramic Cooktop
- 4 Heat Zones
- Ceramic Glass Surface
- Touch Sensor Control
- Individual Timer
- Automatic Safety Switch off
- Residual Heat Indicator
- 9 Level Power Setting
- Child Lock

Technical Information


- Electric 220-240V/60Hz
- 4x Heating Zone, 6600W Max Power
 - 2x 1800W Zone
 - 2x 1200W Zone

Accessories

- With Cord, No Plug
- Dimension(WxDxH): 590 x 520 x 55mm
- Packaging Dimension:
- Gross Weight:
- Net Weight:



BUILT-IN VITROCERAMIC COOKTOP 30CM WIDE



KCH.VC239.BLK

K02.02.004

Features

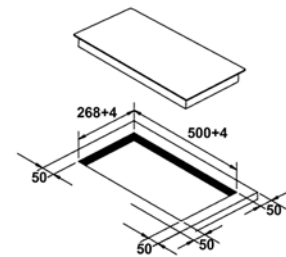
- 30cm Vitroc ceramic Cooktop
- 2 Heat Zones
- Ceramic Glass Surface
- Touch Sensor Control
- Timer
- Automatic Safety Switch off
- Residual Heat Indicator
- 9 Level Power Setting
- Child Lock

Technical Information

- Electric 220-240V/60Hz
- 2x Heating Zone, 3000W Max Power
 - 1x 1800W Zone
 - 1x 1200W Zone

Accessories

- With Cord, No Plug
- Dimension(WxDxH): 288 x 520 x 55mm
- Packaging Dimension:
- Gross Weight:
- Net Weight:



**BUILT-IN GLASS GAS COOKTOP
90CM WIDE**



KCH.GT590C.BLK

K02.01.011

Features

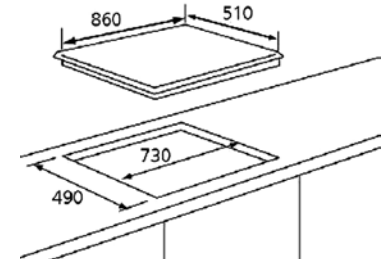
- 90cm Gas Cooktop
- 5 SABAF Burners
- Black Tempered Glass Surface
- Cast Iron Pan Supports
- Automatic Ignition/Electronic
- Casting Wok Adapter
- Flame Failure Safety Device
- Front Knob Control

Technical Information


- NG, LPG and TG
- 220-240V/60Hz Electric Ignition
- 5x Burners
 - 1x Triple Ring Burner 3.8kW
 - 1x Rapid Burner 3.0kW
 - 2x Semi-Rapid Burner 1.75kW
 - 1x Auxillary Burner 1.0kW

Accessories

- With Cord, No Plug
- Dimension(WxDxH): 860 x 510 x 55mm
- Packaging Dimension: 915 x 575 x 165mm
- Gross Weight: 19.5kg
- Net Weight: 17.5kg



**BUILT-IN GLASS GAS COOKTOP
90CM WIDE**



KCH.GT490C.BLK

K02.01.009

Features

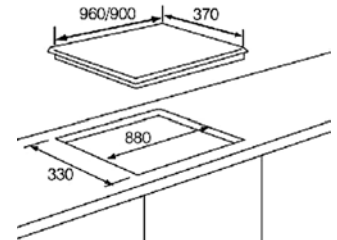
- 90cm Gas Cooktop
- 4 SABAF Burners
- Black Tempered Glass Surface
- Cast Iron Pan Supports
- Automatic Ignition/Electronic
- Flame Failure Safety Device
- Front Knob Control

Technical Information

- NG, LPG and TG
- 220-240V/60Hz Electric Ignition
- 4x Burners
 - 1x Triple Ring Burner 3.8kW
 - 1x Rapid Burner 3.0kW
 - 1x Semi-Rapid Burner 1.75kW
 - 1x Auxillary Burner 1.0kW

Accessories

- With Wok
- With Cord, No Plug
- Dimension(WxDxH): 960 x 370 x 55mm
- Packaging Dimension: 985 x 455 x 175mm
- Gross Weight: 18.5kg
- Net Weight: 16.5 kg



**BUILT-IN GLASS GAS COOKTOP
77CM WIDE**



KCH.GT271.BLK

K02.01.021

Features

- 77cm Gas Cooktop
- 2 SABAF Burners
- Black Tempered Glass Surface
- Cast Iron Pan Supports
- Automatic Ignition/Electronic
- Flame Failure Safety Device
- Front Knob Control

Technical Information

- NG, LPG and TG
- 220-240V/60Hz Electric Ignition
- 2x Triple Ring Burners 3.8kW

Accessories

- With Wok
- With Cord, No Plug
- Dimension(WxDxH): 770 x 510 x 50mm
- Packaging Dimension: 825 x 575 x 165mm
- Gross Weight: 19.6kg
- Net Weight: 17.6kg

BUILT-IN GLASS GAS COOKTOP 70CM WIDE



KCH.GT272.BLK

K02.01.024

Features

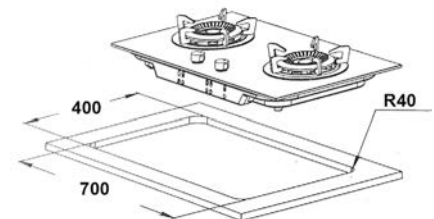
- 70cm Gas Cooktop
- Black Tempered Glass Surface
- Whirlwind Flame Burner
- Cast Iron Pan Supports
- Automatic Pulse Ignition
- Flame Failure Safety Device
- Front Knob Control

Technical Information

- LPG
- Electric Ignition (Battery)
- 2x Whirlwind Flame Burners 4.0kW

Accessories

- With Cord, No Plug
- Dimension(WxDxH): 760 x 450 x 120mm
- Packaging Dimension: 818 x 506 x 184mm
- Gross Weight:
- Net Weight:



BUILT-IN GLASS GAS COOKTOP 70CM WIDE



KCH.GT371C.BLK

K02.01.022

Features

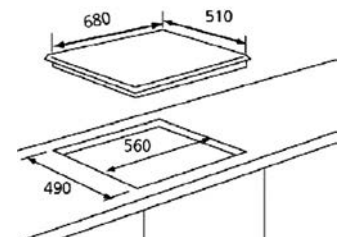
- 70cm Gas Cooktop
- 3 SABAF Burners
- Black Tempered Glass Surface
- Cast Iron Pan Supports
- Casting Wok Adapter
- Automatic Ignition/Electronic
- Flame Failure Safety Device
- Front Knob Control

Technical Information

- NG and LPG
- 220-240V/60Hz Electric Ignition
- 3x Burners
 - 2x Triple Ring Burner 3.8kW
 - 1x Auxillary Burner 1.75kW

Accessories

- With Wok
- With Cord, No Plug
- Dimension(WxDxH): 680 x 500 50mm
- Packaging Dimension: 735 x 575 x 165mm
- Gross Weight: 16.5kg
- Net Weight: 14.5kg



BUILT-IN GLASS GAS COOKTOP 60CM WIDE



KCH.GT460C.BLK

K02.01.004

Features

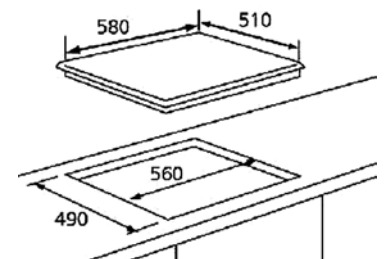
- 60cm Gas Cooktop
- 4 SABAF Burners
- Black Tempered Glass Surface
- Cast Iron Pan Supports
- Casting Wok Adapter
- Automatic Ignition/Electronic
- Flame Failure Safety Device
- Front Knob Control

Technical Information

- NG, LPG and TG
- 220-240V/60Hz Electric Ignition
- 4x Burners
 - 1x Triple Ring Burner 3.8kW
 - 2x Semi-Rapid Burner 1.75kW
 - 1x Auxillary Burner 1.0kW

Accessories

- With Wok
- With Cord, No Plug
- Dimension(WxDxH): 580 x 510 x 50mm
- Packaging Dimension: 645 x 575 x 165mm
- Gross Weight: 14.6kg
- Net Weight: 12.9kg



**BUILT-IN GLASS GAS COOKTOP
30CM WIDE**



KCH.GT232C.BLK

K02.01.014

Features

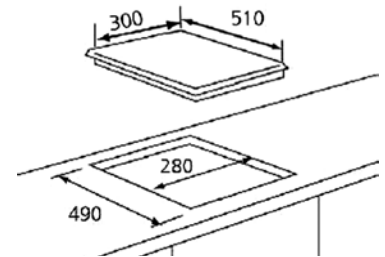
- **30cm Gas Cooktop**
- **2 SABAF Burners**
- **Black Tempered Glass Surface**
- Cast Iron Pan Supports
- Casting Wok Adapter
- Automatic Ignition/Electronic
- Flame Failure Safety Device
- Front Knob Control

Technical Information

- NG, LPG and TG
- 220-240V/60Hz Electric Ignition
- 2x Burners
 - 1x Rapid Burner 3.0kW
 - 1x Auxillary Burner 1.0kW

Accessories

- With Cord, No Plug
- Dimension(WxDxH): 300 x 510 X 50mm
- Packaging Dimension: 365 x 575 x 165mm
- Gross Weight: 9kg
- Net Weight: 8kg



**BUILT-IN GLASS GAS COOKTOP
30CM WIDE**



KCH.GT133.BLK

K02.01.017

Features

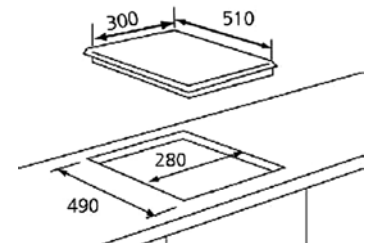
- **30cm Gas Cooktop**
- **1 SABAF Burner**
- **Black Tempered Glass Surface**
- Cast Iron Pan Supports
- Casting Wok Adapter
- Automatic Ignition/Electronic
- Flame Failure Safety Device
- Front Knob Control

Technical Information

- NG, LPG and TG
- 220-240V/60Hz Electric Ignition
- 1x Triple Ring Burner 3.8kW

Accessories

- With Cord, No Plug
- Dimension(WxDxH): 300 x 510 X 50mm
- Packaging Dimension: 365 x 575 x 165mm
- Gross Weight: 8kg
- Net Weight: 7kg



BUILT-IN GAS COOKTOP 90CM WIDE



KCH.CT593C.IX

K02.01.012

Features

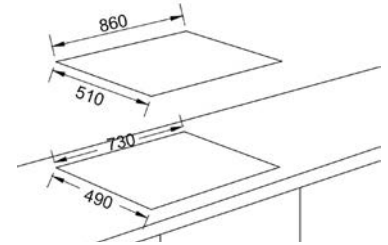
- 90cm Gas Cooktop
- 5 Brass Burners
- Stainless Steel Finish
- Cast Iron Pan Supports
- Automatic Ignition/Electronic
- Flame Failure Safety Device
- Front Knob Control

Technical Information

- 220-240V/60Hz Electric Ignition
- 5x Burners
 - 1 Triple Ring Burner 4.5kW x 1
 - 1 Rapid Burner 3.0kW(NG) / 2.5kW(LPG)
 - 2 Semi-Rapid Burner 2.0kW(NG) / 1.7kW(LPG)
 - 1 Auxiliary Burner 1.0kW

Accessories

- With Cord, No Plug
- Dimension(WxDxH): 860 x 510 x 50mm
- Packaging Dimension: 915 x 575 x 165mm
- Gross Weight: 18kg
- Net Weight: 15.7kg



BUILT-IN GAS COOKTOP 90CM WIDE



KCH.CT393H.IX

K02.01.025

Features

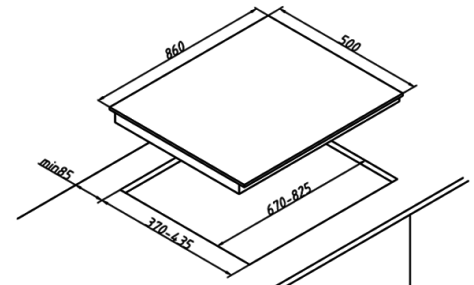
- 90cm Gas Cooktop
- 3 Brass Burners
- SUS304 Stainless Steel Surface
- Cast Iron Pan Supports
- Automatic Ignition/Electronic
- Flexible Base Installation
- Fits Cabinet Base to 700, 750, 800, 900mm
- Flame Failure Safety Device
- Front Knob Control

Technical Information

- 220-240V/60Hz Electric Ignition
- 3x Burners
 - 2x Triple Ring Burner 5.0kw
 - 1x Semi-Rapid Burner 1.7kw

Accessories

- With Cord, No Plug
- Dimension(WxDxH): 860 x 500 x 55mm
- Packaging Dimension: 915 x 575 x 165mm
- Gross Weight: 16.7kg
- Net Weight: 14.5kg



BUILT-IN GAS COOKTOP 90CM WIDE



KCH.CT393.IX

K02.01.020

Features

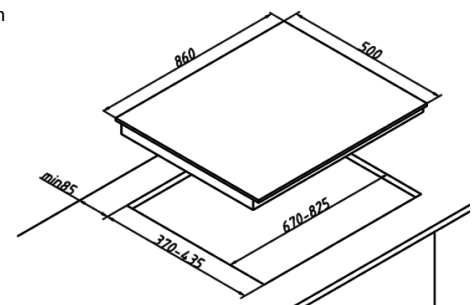
- 90cm Gas Cooktop
- 3 SABAF Burners
- SUS304 Stainless Steel Surface
- Cast Iron Pan Supports
- Automatic Ignition/Electronic
- Flexible Base
- Fits Cabinet Base to 700, 750, 800, 900mm
- Flame Failure Safety Device
- Front Knob Control

Technical Information


- 220-240V/60Hz Electric Ignition
- 3x Burners
 - 2x Triple Ring Burner 3.8kw
 - 1x Semi-Rapid Burner 1.7kw

Accessories

- With Cord, No Plug
- Dimension(WxDxH): 860 x 500 x 55mm
- Packaging Dimension: 915 x 575 x 165mm
- Gross Weight: 16.7kg
- Net Weight: 14.5kg



BUILT-IN GAS COOKTOP 90CM WIDE



KCH.CT592C.IX

Features

- 90cm Gas Cooktop
- 5 SABAF Burners
- Stainless Steel Surface
- Cast Iron Pan Supports
- Automatic Ignition/Electronic
- Flame Failure Safety Device
- Front Knob Control

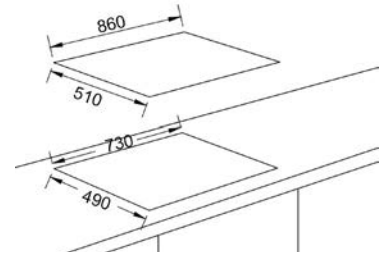
Technical Information

- NG, LPG and TG
- 220-240V/60Hz Electric Ignition
- 5x Burners
 - 1 Triple Ring Burner 3.8kW
 - 1 Rapid Burner 2.5kW
 - 2 Semi-Rapid Burner 1.75kW
 - 1 Auxiliary Burner 1.0kW

K02.01.010

Accessories

- With Cord, No Plug
- Dimension(WxDxH): 860 x 510 x 50mm
- Packaging dimension: 915 x 575 x 165mm
- Gross weight: 16.7kg
- Net weight: 14.5kg



BUILT-IN GAS COOKTOP 76CM WIDE



KCH.CT722C.IX

Features

- 76cm Gas Cooktop
- 2 Brass Burners
- Stainless Steel Surface
- Cast Iron Pan Supports
- Automatic Ignition/Electronic
- Flame Failure Safety Device
- Front Knob Control

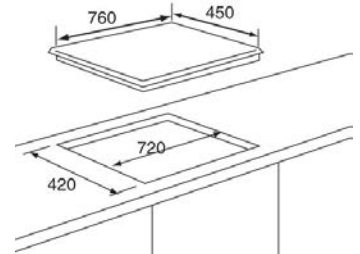
Technical Information

- NG, LPG and TG
- 220-240V/60Hz Electric Ignition
- 2x Triple Ring Burners 4.2kW

K02.01.008

Accessories

- With Cord, No Plug
- Dimension(WxDxH): 760 x 450 x 60mm
- Packaging Dimension: 835 x 525 x 175mm
- Gross Weight: 13.5kg
- Net Weight: 11.5kg



BUILT-IN GAS COOKTOP 60CM WIDE



KCH.CT465C.IX

Features

- 60cm Gas Cooktop
- 4 Brass Burners
- Stainless Steel Surface
- Cast Iron Pan Supports
- Automatic Ignition/Electronic
- Flame Failure Safety Device
- Front Knob Control

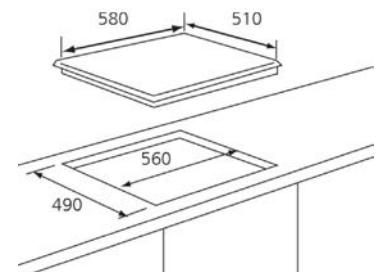
Technical Information

- NG and LPG
- 220-240V/60Hz Electric Ignition
- 4x Burners
 - 1 Triple Ring Burner 4.5kW
 - 2 Semi-Rapid Burner 2.0kW (NG)/1.7kW (LPG)
 - 1 Auxiliary Burner 1.0kW

K02.01.005

Accessories

- With Wok
- With Cord, No Plug
- Dimension(WxDxH): 580 x 510 x 50mm
- Packaging Dimension: 645 x 575 x 165mm
- Gross Weight: 13.2kg
- Net Weight: 11.4kg



**BUILT-IN GAS COOKTOP
30CM WIDE**



KCH.CT233C.IX

K02.01.016

Features

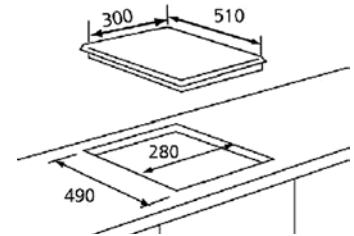
- 30cm Gas Cooktop
- 2 SABAF Burners
- SUS304 Stainless Steel Surface
- Cast Iron Pan Supports
- Casting Wok Adapter
- Automatic Ignition/Electronic
- Flame Failure Safety Device
- Front Knob Control

Technical Information

- NG, LPG and TG
- 220-240V/60Hz Electric Ignition
- 2x Burners
 - 1x Rapid Burner 3.0kW
 - 1x Auxillary Burner 1.0kW

Accessories

- With Cord, No Plug
- Dimension(WxDxH): 300 x 510 x 50mm
- Packaging Dimension: 365 x 575 x 165mm
- Gross Weight: 5.2kg
- Net Weight: 4.2kg



**BUILT-IN GAS COOKTOP
30CM WIDE**



KCH.CT133.IX

K02.01.015

Features

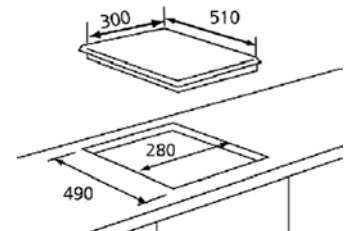
- 30cm Gas Cooktop
- 1 SABAF Burner
- SUS304 Stainless Steel Surface
- Cast Iron Pan Supports
- Casting Wok Adapter
- Automatic Ignition/Electronic
- Flame Failure Safety Device
- Front Knob Control

Technical Information

- NG, LPG and TG
- 220-240V/60Hz Electric Ignition
- 1x Triple Ring Burner 3.8kW

Accessories

- With Cord, No Plug
- Dimension(WxDxH): 300 x 510 x 50mm
- Packaging Dimension: 365 x 575 x 165mm
- Gross Weight: 5kg
- Net Weight: 4kg



BUILT-IN ELECTRIC COOKTOP 60CM WIDE



KCH.EP462.IX

Features

- 60cm Electric Cooktop
- 4x Hot Plate
- Stainless Steel Surface
- Automatic Electric
- Side Knob Control

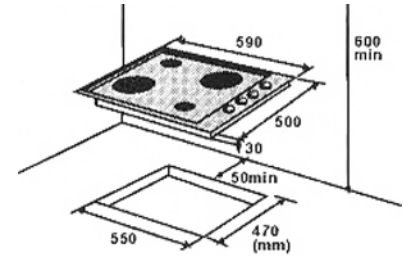
Technical Information

- Electric 220-240V/60Hz
- 4x Hot Plate
 - 2 Hot Plate 2.0kW
 - 2 Hot Plate 1.5kW

K02.01.019

Accessories

- With Cord, No Plug
- Dimension(WxDxH): 590x500mm
- Packaging Dimension: 655 x 575 x 120mm
- Gross Weight: 12.8kg
- Net Weight: 11kg



BUILT-IN ELECTRIC COOKTOP 30CM WIDE



KCH.EP232.IX

Features

- 30cm Electric Cooktop
- 2x Hot Plate
- Stainless Steel Surface
- Automatic Electric
- Front Knob Control

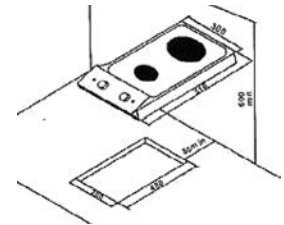
Technical Information

- Electric 220-240V/60Hz
- 2x Hot Plate
 - 1 Hot Plate 2.0kW
 - 1 Hot Plate 1.5kW

K02.01.018

Accessories

- With Cord, No Plug
- Dimension(WxDxH): 300x510mm
- Packaging Dimension:
- Gross Weight:
- Net Weight:



**BUILT-IN GAS COOKTOP WITH HOT PLATE
90CM WIDE**



KCH.VCT391.SS/BLK

K02.02.007

Features

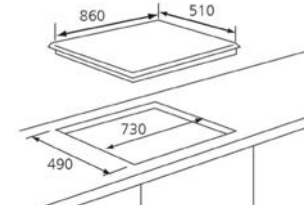
- 90cm Gas/Vitroc ceramic Cooktop
- 2 Brass Burners, 1 Vitroc ceramic
- Stainless Steel Surface
- Cast Iron Pan Supports
- Automatic Ignition/Electronic
- Flame Failure Safety Device
- Front Knob Control

Technical Information

- NG, LPG and TG with Electric
- 220-240V/60Hz Electric Ignition
- 2x Triple Ring Burners 3.8kW
- 1 Heat Dual Zone 700-1700 kW

Accessories

- With Wok
- With Cord, No Plug
- Dimension(WxDxH): 860x510x50mm
- Packaging Dimension:
- Gross Weight:
- Net Weight:



**BUILT-IN GAS COOKTOP WITH HOT PLATE
70CM WIDE**



KCH.CT721C.IX

K02.01.007

Features

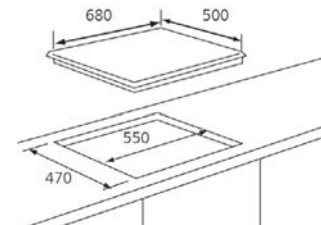
- 70cm Gas/Hot Plate Cooktop
- 2 SABAF Burners, 1 Hot Plate
- Stainless Steel Surface
- Cast Iron Pan Supports
- Automatic Ignition/Electronic
- Flame Failure Safety Device
- Front Knob Control

Technical Information

- NG, LPG and TG with Electric
- 220-240V/60Hz Electric Ignition
- 2x Triple Ring Burners 3.8kW
- 1 Hot Plate 1.5 kW

Accessories

- With Wok
- With Cord, No Plug
- Dimension(WxDxH): 680 x 500 x 55mm
- Packaging dimension: 735 x 575 x 165mm
- Gross weight: 13kg
- Net weight: 11kg



**BUILT-IN GAS COOKTOP WITH HOT PLATE
60CM WIDE**



KCH.CT462C.IX

K02.01.003

Features

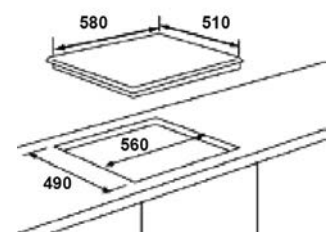
- 60cm Gas/Hot Plate Cooktop
- 3 Brass Burners, 1 Hot Plate
- Stainless Steel Surface
- Cast Iron Pan Supports
- Automatic Ignition/Electronic
- Flame Failure Safety Device
- Front Knob Control

Technical Information

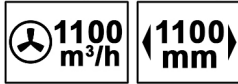
- NG and LPG with Electric
- 220-240V/60Hz Electric Ignition
- 3x Burners
- 1x Semi-Rapid Burner 2.05kW
- 1x Auxillary Burner 1.7kW
- 1 Hot Plate 1.5 kW

Accessories

- With Cord, No Plug
- Dimension(WxDxH): 645x575x165mm
- Packaging dimension: 645 x 575 x 165mm
- Gross weight: 13.5kg
- Net weight: 12kg



FLUSH TO CEILING HOOD 110CM WIDE



KCH.H1100CH1.SS

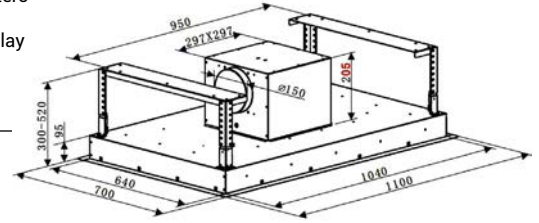
K03.02.011

Features

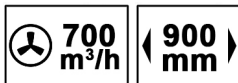
- 110cm Island Ceiling Mounted Hood
- 3 Power Level
- Stainless Steel
- Airflow: 1100m³/h
- Charcoal Filter
- Washable Aluminum Grease Filters
- Anti-return Valve
- Electronic Button with LED Display & Remote Control

Technical Information

- Voltage: AC 220-240V/60Hz
- Lighting: LED Light 4x 1.5W
- Rated Power: 426W
- Air Outlet: 150mm
- Motor: 1x 420W
- Noise: 77db
- Dimension(WxDxH): 1100 x 700 x 520mm
- Packaging Dimension: 1200 x 780 x 370mm
- Gross Weight: 31.5kg.
- Net Weight: 27kg.



ISLAND GLASS HOOD 90CM WIDE



KCH.H900IS1.LED.SS

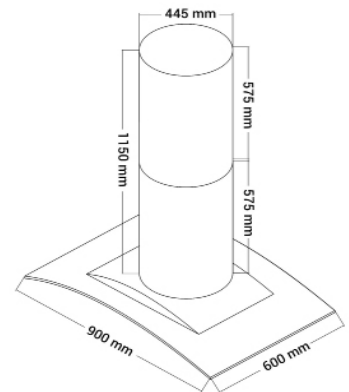
K03.02.003

Features

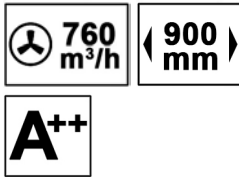
- 90cm Island Mounted Hood
- 3 Power Level
- Curved Glass Design
- SUS304 Stainless Steel
- Airflow: 700m³/h
- Washable Aluminum Grease Filters
- Anti-return Valve
- Push Button Control

Technical Information

- Voltage: AC 220-240V/60Hz
- Lighting: LED Light 4x 1.5W
- Rated Power: 320-322W
- Air Outlet: 150mm
- Motor: 1x 320W, Dual Turbine
- Noise: 78db
- Dimension(WxDxH): 900 x 600 x 1150mm
- Packaging Dimension: 945 x 415 x 665mm
- Gross Weight: 36.5kg
- Net Weight: 31kg



ISLAND GLASS HOOD 90CM WIDE



KCH.H900IS6.LED.SS/BK

K03.02.008

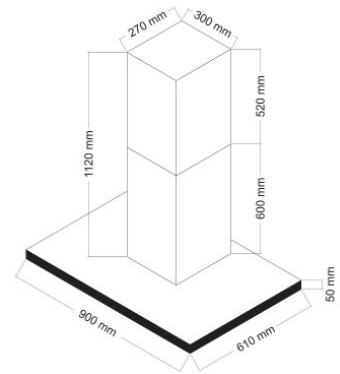
Features

- 90cm Island Mounted Hood
- 4 Power Level
- Tempered Glass Panel
- Stainless Steel Finish
- Airflow: 760m³/h
- Aluminum Charcoal Filter
- Washable Aluminum Grease Filters
- Teflon Coated Blades
- Fully Sealed Aluminum Motor
- With Timer and Time Delay Function
- LED Sensor Touch Control

Technical Information

- Voltage: AC 220-240V/60Hz
- Lighting: LED Light 4x 1W
- Rated Power: 328W
- Air Outlet: 150mm
- Motor: 1x 320W
- Noise: 65db
- Dimension(WxDxH): 900 x 610 x 1120mm

- Packaging Dimension: 955 x 480 x 660mm
- Gross Weight: 35kg.
- Net Weight: 29kg.



ISLAND GLASS HOOD 90CM WIDE



KCH.H900IS2.LED.SS

K03.02.005

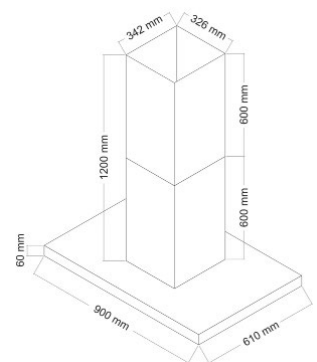
Features

- 90cm Island Mounted Hood
- 3 Power Level
- SUS304 Stainless Steel
- Airflow: 700m³/h
- Washable Aluminum Grease Filters
- Anti-return Valve
- Push Button Control

Technical Information

- Voltage: AC 220-240V/60Hz
- Lighting: LED Light 4x 1.5W
- Rated Power: 357W
- Air Outlet: 150mm
- Motor: 1x 190W
- Noise: 78db
- Dimension(WxDxH): 900 x 610 x 1200mm

- Packaging Dimension: 960 x 415 x 665mm
- Gross Weight: 27.2kg.
- Net Weight: 24.3kg.



ISLAND HOOD 35CM WIDE



KCH.H350IS8.BLK

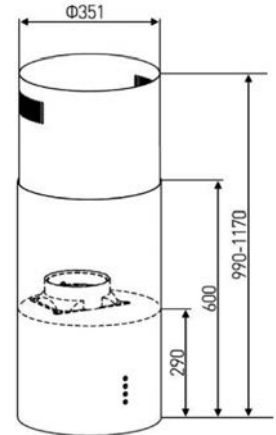
K03.01.024

Features

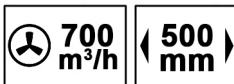
- 35cm Island Mounted Hood
- 3 Power Level
- Stainless Steel
- Black Finish
- Airflow: 1000m³/h
- Washable Aluminum Grease Filters
- Anti-return Valve
- Charcoal Filter
- No Joint Chimney
- Push Button Control

Technical Information

- Voltage: AC 220-240V/60Hz
- Lighting: LED Light 2x 1W
- Rated Power: 422W
- Air Outlet: 150mm
- Motor: 1x 420W
- Noise: 77db
- Dimension(WxDxH): Ø350 x (990-1170)mm
- Packaging Dimension: 970 x 425 x 415mm
- Gross Weight: 20.5kg.
- Net Weight: 17.8kg.



ISLAND HOOD WITH WIRE FIXATION 50CM WIDE



KCH.H500IS7.LED.SS/BK

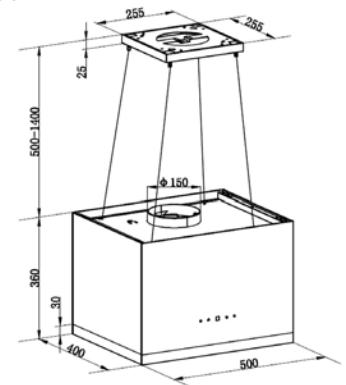
K03.02.010

Features

- 50cm Island Mounted Hood with Wire Fixation
- 3 Power Level
- Stainless Steel with Black Glass
- Black Finish
- Airflow: 700m³/h
- 3 Layer Washable Aluminum Grease Filters
- Charcoal Filter
- Remote Control
- Touch Control

Technical Information

- Voltage: AC 220-240V/60Hz
- Lighting: LED Light 2x 1.5W
- Rated Power: 223W
- Air Outlet: 150mm
- Motor: 1x 220W
- Noise: 77db
- Dimension(WxDxH): 500 x 400 x 360+860(1760max)mm
- Packaging Dimension: 590 x 485 x 510mm
- Gross Weight: 23.5kg.
- Net Weight: 21kg.



**WALL-MOUNTED GLASS HOOD
90CM WIDE**

KCH.H950G1.SS/BK

K03.02.001

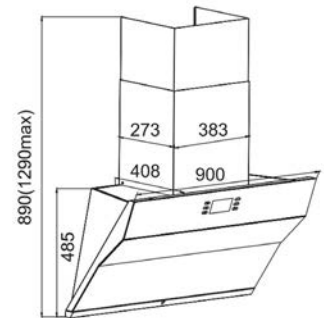


Features

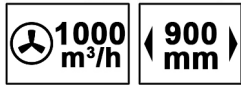
- 90cm Wall Mounted Hood
- 5 Power Level
- Inox Chasis + Black Tempered Glass Panel
- Stainless Steel/Black Finish
- Airflow: 1200m³/h
- Aluminum Charcoal Filter
- 5 Layers Aluminum Grease Filters
- Teflon Coated Blades
- Anti-return Valve
- Sensor Touch Control

Technical Information

- Voltage: AC 220-240V/60Hz
- Lighting: LED Light 2x 1.5W
- Rated Power: 250W
- Air Outlet: 170mm
- Motor: 1x 250W
- Noise: 69db
- Dimension(WxDxH): 900x 408 x 890(1290max)mm
- Packaging Dimension: 995 x 700 x 500mm
- Gross Weight: 33.5kg
- Net Weight: 28.5kg



**WALL-MOUNTED HOOD
90CM WIDE**



KCH.H920.900LED.SS/BLK

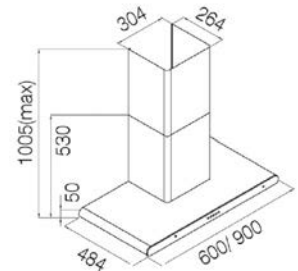
K03.02.006

Features

- **90cm Wall-Mounted Range Hood**
- **4 Power Level**
- **Stainless Steel with Glass**
- **Stainless Steel**
- **Airflow: 1000m³/h**
- Washable Aluminum Grease Filters
- Teflon Coated Blades
- Anti-return Valve
- Full Sealed Aluminum Motor
- LED Touch Sensor

Technical Information

- Voltage: AC 220-240V/60Hz
- Lighting: LED Light 2x 1W
- Rated Power: 320-322W
- Air Outlet: 150mm
- Motor: 1x 320W Dual Turbine
- Noise: 65db
- Dimension(WxDxH): 900 x 484 x 1005(max)mm
- Packaging dimension: 1097 x 460 x 530mm
- Gross weight: 23 kg.
- Net weight: 18.5kg.



**WALL-MOUNTED RANGE HOOD
90CM WIDE**



KCH.H935.SS

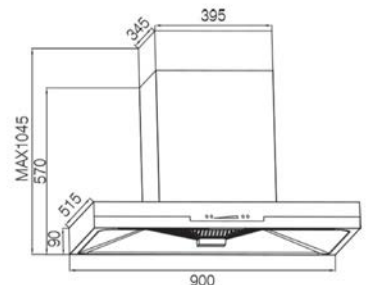
K03.02.004

Features

- **90cm Wall-Mounted Range Hood**
- **Automatic with 5 Power Level**
- **Stainless Steel Chasis**
- **Stainless Steel Finish**
- **Airflow: 1300m³/h**
- Washable Aluminum Grease Filters
- Teflon Coated Blades
- Anti-return Valve
- Ducted or Recirculation Air Operation
- Sensor Touch Button

Technical Information

- Voltage: AC 220-240V/60Hz
- Lighting: LED Light 2x
- Rated Power: 253W
- Air Outlet: 170mm
- Motor: 1x 250W
- Noise: 69db
- Dimension(WxDxH): 900 x 575 x 570+475mm
- Packaging dimension: 980 x 690 x 600mm
- Gross weight: 29kg.
- Net weight: 24kg.



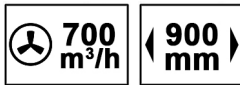
**WALL-MOUNTED GLASS HOOD
90CM WIDE**

KCH.H900G.LED.BK

K03.01.006

KCH.H900G.LED.SS

K03.01.013

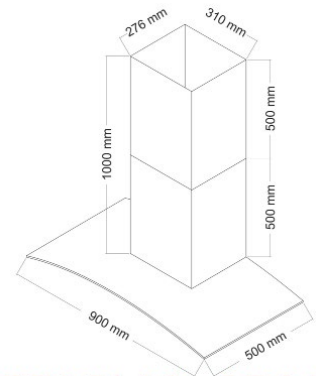


Features

- 90cm Glass Range Hood Wall Mounted
- 3 Power Level
- Stainless Steel with Tempered Glass
- Black Finish, Stainless Steel
- Airflow: 700m³/h
- Washable Aluminum Grease Filters
- Charcoal Filter
- Anti-return Valve
- Push Button Control

Technical Information

- Voltage: AC 220-240V/60Hz
- Lighting: LED Light 2x 3W
- Rated Power: 196W, 216W
- Air Outlet: 150mm
- Motor: 1x 210W, 1x 190W
- Noise: 69db
- Dimension(WxDxH): 900 x 500 x 500+500mm
- Packaging dimension: 955 x 455 x 570mm
- Gross weight: 23kg.
- Net weight: 19kg.



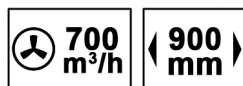
**WALL-MOUNTED RANGE HOOD
90CM WIDE**

KCH.H900B.LED.BK

K03.01.012

KCH.H900B.LED.SS

K03.01.021

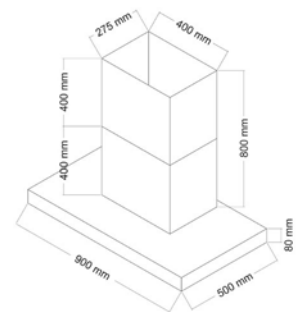


Features

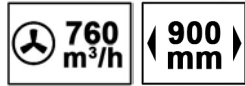
- 90cm Wall-Mounted Range Hood
- 3 Power Level
- Stainless Steel with Tempered Glass
- Black Finish, Stainless Steel
- Airflow: 700m³/h
- Washable Aluminum Grease Filters
- Charcoal Filter
- Anti-return Valve
- Push Button Control

Technical Information

- Voltage: AC 220-240V/60Hz
- Lighting: LED Light 2x 2W
- Rated Power: 224W
- Air Outlet: 150mm
- Motor: 1x 220W
- Noise: 71db
- Dimension(WxDxH): 900 x 500 x 400+400mm
- Packaging dimension: 955 x 405 x 560mm
- Gross weight: 19kg.
- Net weight: 17kg.



**WALL-MOUNTED RANGE HOOD
90CM WIDE**



KCH.H952.LED.SS

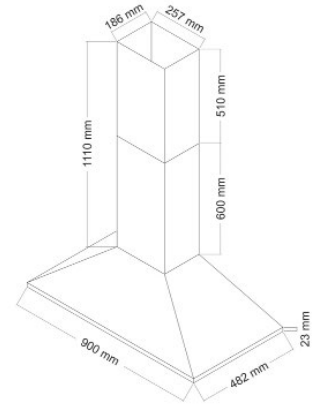
K03.01.019

Features

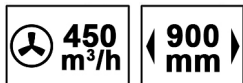
- 90cm Wall-Mounted Range Hood
- 4 Power Level
- SUS304 Stainless Steel
- Stainless Steel
- Airflow: 760m³/h
- Washable Aluminum Grease Filters
- Charcoal Filter
- Ducted or Recirculation Air Operation
- Push Button Control

Technical Information

- Voltage: AC 220-240V/60Hz
- Lighting: LED Light 2x 4W
- Rated Power: 202W
- Air Outlet: 150mm
- Motor: 1x 198W
- Noise: 64db
- Dimension(WxDxH): 900 x 482 x 600+510mm
- Packaging Dimension: 975 x 360 x 575mm
- Gross Weight: 16kg.
- Net Weight: 12.5kg.



**WALL-MOUNTED RANGE HOOD
90CM WIDE**



KCH.H900K2.BK

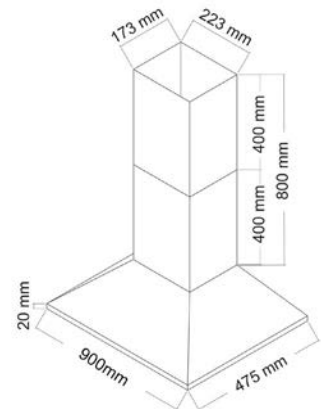
K03.01.004

Features

- 90cm Glass Range Hood
- 4 Power Level
- Stainless Steel
- Black Finish
- Airflow: 450m³/h
- Washable Aluminum Grease Filters
- Anti-return Valve
- Push Button Control

Technical Information

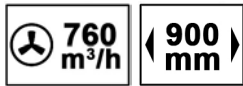
- Voltage: AC 220-240V/60Hz
- Lighting: Incandescent 2x 40W
- Rated Power: 145W
- Air Outlet: 150mm
- Motor: 1x 165W
- Noise: 70db
- Dimension(WxDxH): 900 x 475 x 400+400mm
- Packaging dimension: 945 x 250 x 525mm
- Gross weight: 10kg.
- Net weight: 8.5kg.



TELESCOPIC DOWNDRAFT HOOD
90CM WIDE

KCH.H390.BLK

K03.02.009

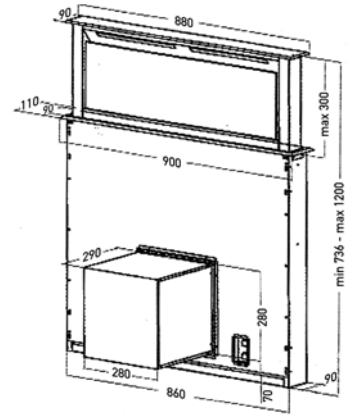


Features

- 90cm Telescopic Range Hood
- 4 Power Level
- SUS304 Stainless Steel
- Black Finish
- Airflow: 760m³/h
- 3 Layer Washable Aluminum Grease Filters
- Teflon Coated Blades
- Anti-return Valve
- Downdraft Extraction
- Elevator Hood Body
- Full Sealed Aluminum Motor
- Electronic LED Sensor Button

Technical Information

- Voltage: AC 220-240V/60Hz
- Lighting: LED Light 2x
- Rated Power: 198-202W
- Air Outlet: 150mm
- Motor: 1x 198W
- Noise: 64db
- Dimension(WxDxH): 880 x 90 x 300mm
- Packaging Dimension: 970 x 806 x 450mm
- Gross Weight: 41kg.
- Net Weight: 36kg.



**WALL-MOUNTED GLASS HOOD
60CM WIDE**



KCH.H600G.LED.BK

K03.01.005

KCH.H600G.LED.SS

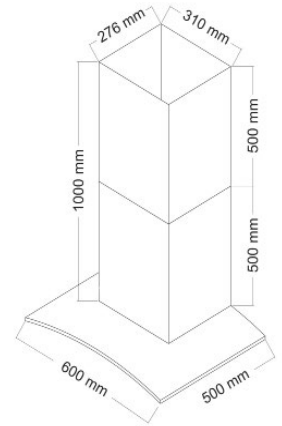
K03.01.010

Features

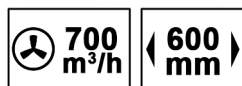
- 60cm Glass Range Hood Wall Mounted
- 3 Power Level
- Stainless Steel with Tempered Glass
- Black Finish, Stainless Steel
- Airflow: 700m³/h
- Washable Aluminum Grease Filters
- Charcoal Filter
- Anti-return Valve
- Push Button Control

Technical Information

- Voltage: AC 220-240V/60Hz
- Lighting: LED Light 2x 3W
- Rated Power: 216W
- Air Outlet: 150mm
- Motor: 1x 220W
- Noise: 69db
- Dimension(WxDxH): 600 x 500 x 500+500mm
- Packaging Dimension: 655 x 480 x 560mm
- Gross Weight: 18kg.
- Net Weight: 15.5kg.



**WALL-MOUNTED GLASS HOOD
60CM WIDE**



KCH.H600B.LED.BK

K03.01.011

KCH.H600B.LED.SS

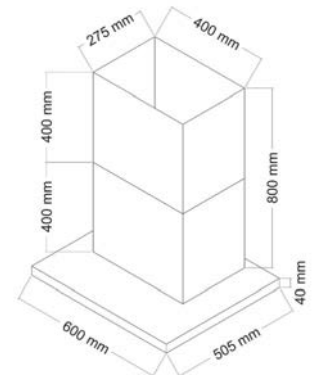
K03.01.020

Features

- 60cm Wall-Mounted Range Hood
- 3 Power Level
- Stainless Steel with Tempered Glass
- Black Finish, Stainless Steel
- Airflow: 700m³/h
- Washable Aluminum Grease Filters
- Charcoal Filter
- Anti-return Valve
- Push Button Control

Technical Information

- Voltage: AC 220-240V/60Hz
- Lighting: LED Light 2x 2W
- Rated Power: 224W
- Air Outlet: 150mm
- Motor: 1x 220W
- Noise: 71db
- Dimension(WxDxH): 600 x 505 x 400+400mm
- Packaging dimension: 660 x 370 x 570mm
- Gross weight: 12.5kg.
- Net weight: 11.5kg.



WALL-MOUNTED RANGE HOOD 60CM WIDE



KCH.H652.LED.SS

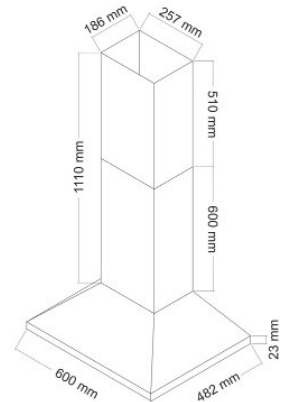
K03.01.018

Features

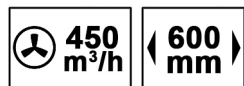
- 60cm Wall-Mounted Range Hood
- 4 Power Level
- SUS304 Stainless Steel
- Stainless Steel
- Airflow: 760m³/h
- Washable Aluminum Grease Filters
- Charcoal Filter
- Ducted or Recirculation Air Operation
- Push Button Control

Technical Information

- Voltage: AC 220-240V/60Hz
- Lighting: LED Light 2x 4W
- Rated Power: 202W
- Air Outlet: 150mm
- Motor: 1x 198W
- Noise: 64db
- Dimension(WxDxH): 600 x 482 x 600+510mm
- Packaging Dimension: 675 x 360 x 575mm
- Gross Weight: 14kg.
- Net Weight: 11.5kg.



WALL-MOUNTED RANGE HOOD 60CM WIDE



KCH.H600K2.BK

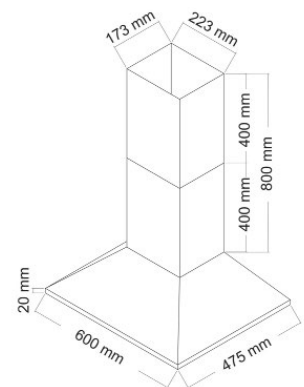
K03.01.003

Features

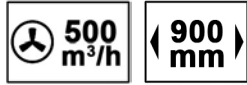
- 60cm Wall-Mounted Range Hood
- 4 Power Level
- Stainless Steel
- Black Finish
- Airflow: 450m³/h
- Washable Aluminum Grease Filters
- Anti-return Valve
- Push Button Control

Technical Information

- Voltage: AC 220-240V/60Hz
- Lighting: Incandescent 2x 40W
- Rated Power: 145W
- Air Outlet: 150mm
- Motor: 1x 165W
- Noise: 70db
- Dimension(WxDxH): 600 x 475 x 400+400mm
- Packaging dimension: 650 x 250 x 525mm
- Gross weight: 8.5kg.
- Net weight: 7kg.



SLIM TYPE RANGE HOOD
90CM WIDE



KCH.HE905.SS

K03.01.001

KCH.HE905.BK

K03.01.002

KCH.HE905.LED.SS*

K03.01.026

KCH.HE905.LED.BLK*

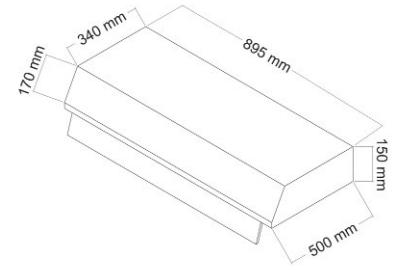
K03.01.025

Features

- 90cm Range Hood
- 3 Power Level
- Stainless Steel
- Stainless Steel, Matte Black
- Airflow: 500m³/h
- Washable Aluminum Grease Filters
- Charcoal Filter
- Anti-return Valve
- With Front Deflector Glass
- Push Button Control

Technical Information

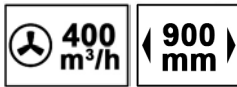
- Voltage: AC 220-240V/60Hz
- Lighting: Incandescent 2x 40W
* LED LED 1x 2W
- Rated Power: 290W
- Air Outlet: 120mm
- Motor: 2x 105W
- Noise: 70db
- Dimension(WxDxH): 895 x 500 x 170mm
- Packaging Dimension: 945 x 195 x 550mm
- Gross Weight: 10.5kg.
- Net Weight: 9kg.



UNDER CABINET RANGE HOOD 90CM WIDE

KCH.H395A.GRY/SS

K03.01.017

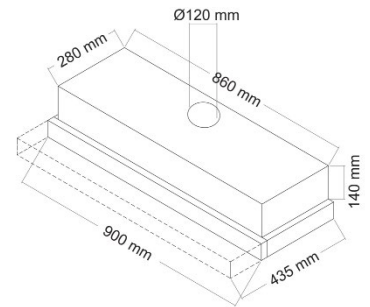


Features

- 90cm Range Hood Under Cabinet
- 2 Power Level
- Stainless Steel
- Stainless Steel/Gray
- Airflow: 400m³/h
- Washable Aluminum Grease Filters
- Aluminum Blades
- Anti-return Valve
- Electronic Switch

Technical Information

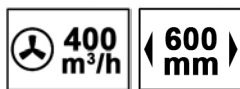
- Voltage: AC 220-240V/60Hz
- Lighting: Halogen 1x 40W
- Rated Power: 240W
- Air Outlet: 120mm
- Motor: 1x 100W
- Noise: 62db
- Dimension(WxDxH): 900 x 435 x 140mm
- Packaging Dimension: 940 x 195 x 340mm
- Gross Weight: 9kg.
- Net Weight: 8kg.



UNDER CABINET RANGE HOOD 60CM WIDE

KCH.H365A.GRY/SS

K03.01.016

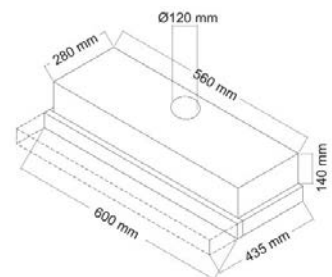


Features

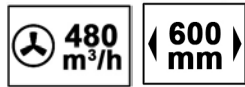
- 60cm Range Hood Under Cabinet
- 2 Power Level
- Stainless Steel
- Stainless Steel/Gray
- Airflow: 400m³/h
- Washable Aluminum Grease Filters
- Aluminum Blades
- Anti-return Valve
- Electronic Switch

Technical Information

- Voltage: AC 220-240V/60Hz
- Lighting: Halogen 1x 40W
- Rated Power: 240W
- Air Outlet: 120mm
- Motor: 1x 100W
- Noise: 62db
- Dimension(WxDxH): 600 x 435 x 140mm
- Packaging Dimension: 640 x 195 x 340mm
- Gross Weight: 7.5kg.
- Net Weight: 6.5kg.



**SLIM HOOD
60CM WIDE**



KCH.H610.SS

K03.01.014

KCH.H610.BK

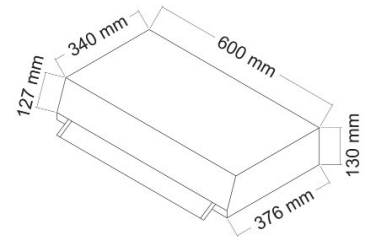
K03.01.015

Features

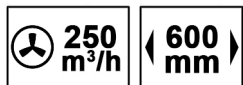
- 60cm Range Hood
- 3 Power Level
- Stainless Steel
- Stainless Steel, Black
- Airflow: 480m³/h
- Washable Aluminum Grease Filters
- Charcoal Filter
- Anti-return Valve
- With Front Deflector Glass
- Push Button Control

Technical Information

- Voltage: AC 220-240V/60Hz
- Lighting: Halogen 2x 40W
- Rated Power: 230W
- Air Outlet: 120mm
- Motor: 1x 150W
- Noise: 61db
- Dimension(WxDxH): 600 x 435 x 140mm
- Packaging Dimension: 620 x 145 x 510mm
- Gross Weight: 9.5kg.
- Net Weight: 8.5kg.



**SLIM TYPE RANGE HOOD
60CM WIDE**



KCH.H600F.SS

K03.01.008

KCH.H600F.BLK

K03.01.007

KCH.H600F.WH

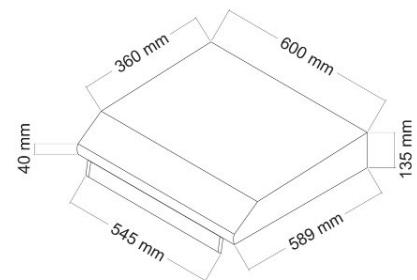
K03.01.009

Features

- 60cm Range Hood
- 3 Power Level
- Stainless Steel
- Stainless Steel, Black, White Finish
- Airflow: 250m³/h
- Washable Aluminum Grease Filters
- Anti-return Valve
- With Front Deflector Glass
- Push Button Control

Technical Information

- Voltage: AC 220-240V/60Hz
- Lighting: Incandescent 1x 40W
- Rated Power: 115-155W
- Air Outlet: 120mm
- Motor: 1x 115-155W
- Noise: 63db
- Dimension(WxDxH): 545 x 589 x 135mm
- Packaging Dimension: 645 x 185 x 545mm
- Gross Weight: 7kg.
- Net Weight: 6kg.



SLIM TYPE RANGE HOOD
50CM WIDE



KCH.H500F.SS

K03.01.022



KCH.H500F.BLK

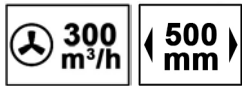
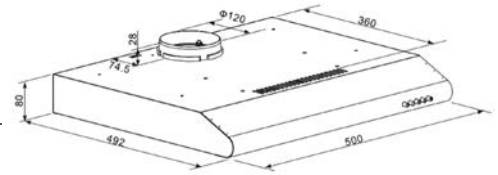
K03.01.023

Features

- 50cm Range Hood
- 3 Power Level
- Stainless Steel
- Stainless Steel, Black Finish
- Airflow: 300m³/h
- Paper Filters
- Anti-return Valve
- Grease Filter
- With Front Deflector Glass
- Push Button Control

Technical Information

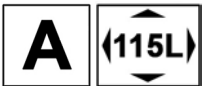
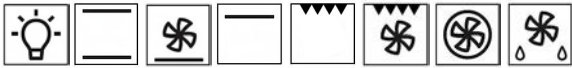
- Voltage: AC 220-240V/60Hz
- Lighting: LED 1x 2W
- Rated Power: 82W
- Air Outlet: 120mm
- Motor: 1x 80W
- Noise: 67db
- Dimension(WxDxH): 500 x 492 x 80mm
- Packaging Dimension: 545 x 545 x 125mm
- Gross Weight: 5.5kg.
- Net Weight: 4.5kg.



**UPRIGHT COOKER
90CM WIDE**

KCH.FS965C.IX

K05.01.009



Features

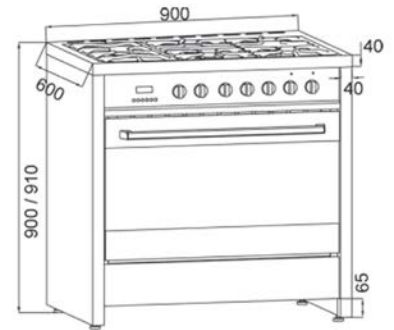
- **90cm Upright Cooker**
- **7 Functions**
- **115L Capacity**
- **Stainless Steel Finish**
- Electronic Control and Digital Clock
- Automatic Cut-off Timer
- Cavity Cooling System
- Oven Ventilation System
- 4 Chrome Shelf Position
- Double Oven Lights
- Double Circulation Fans
- Removable Interior Glass Door
- Safety Devices
- Larged Viewing Window
- Aluminum Handle Bar
- **5 SABAF Burners**
- **Stainless Steel Surface**
- Cast Iron Pan Supports
- Automatic Ignition/Electronic
- With Safety Valve

Technical Information

- Electric 220-240V/60Hz
- Max Temperature: 260°C / 500°F
- 2x 25W Halogen Interior Light
- Rated Power: 3.4kW
- NG and LPG
- 220-240V/60Hz Electric Ignition
- 5x Burners
 - 1 Triple Ring Burner 3.7kW
 - 1 Fish Burner 2.8kw
 - 2 Semi-rapid Burner 1.75kW
 - 1 Auxillary Burner 1.0kW
- Dimension(WxDxH): 900 x 600 x 900mm
- Packaging Dimension: 940 x 700 x 940
- Gross Weight: 93kg
- Net Weight: 82.5kg

Accessories

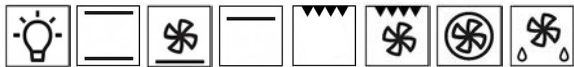
- 2 Grill Rack
- Baking Tray
- Rotisserie
- Power Cord, No Plug



**UPRIGHT COOKER
60CM WIDE**

KCH.FS664C.IX

K05.01.007



Features

- **60cm Upright Cooker**
- **7 Functions**
- **67L Capacity**
- **Stainless Steel Finish**
- Electronic Control and Digital Clock
- Automatic Cut-off Timer
- Cavity Cooling System
- Oven Ventilation System
- 5 Chrome Shelf Position
- Oven Lights
- Circulation Fans
- Removable Interior Glass Door
- Safety Devices
- Larged Viewing Window
- Aluminum Handle Bar

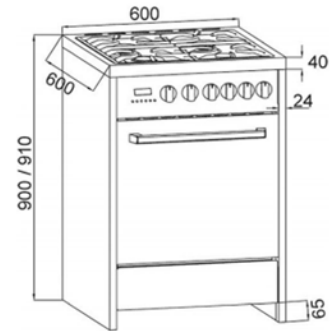
- **4 SABAF Burners**
- **Stainless Steel Surface**
- Cast Iron Pan Supports
- Automatic Ignition/Electronic
- With Safety Valve

Technical Information

- Electric 220-240V/60Hz
- Max Temperature: 260°C / 500°F
- 1x 25W Halogen Interior Light
- Rated Power: 2.56kW
- NG and LPG
- 220-240V/60Hz Electric Ignition
- 4x Burners
 - 1 Triple Ring Burner 3.7kW
 - 2 Semi-rapid Burner 1.75kW
 - 1 Auxillary Burner 1.0kW
- Dimension(WxDxH): 600 x 600 x 900mm
- Packaging Dimension: 640 x 700 x 940
- Gross Weight: 60kg
- Net Weight: 52kg

Accessories

- 1 Grill Rack
- Baking Tray
- Rotisserie
- Power Cord, No Plug



**GAS RANGE WITH OVEN
50CM WIDE**

KCH.FS542G.SS/BLK

K05.01.017



KCH.FS541G.BLK

K05.01.016



Features

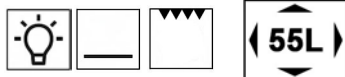
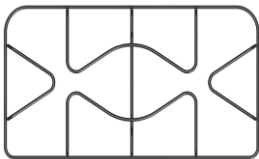
- **50cm Gas Range with Oven**
- **2 Functions**
- **55L Capacity**
- **Stainless Steel, Black Finishes**
- Ribbed Cavity
- Oven Lamp
- Bottom Grill
- Mechanical Control, Electric Ignition
- **4 Gas Burners**
- **Stainless Steel Surface**
- Enamel Pan Supports
- Electric Ignition

Technical Information

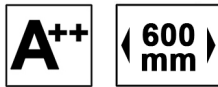
- Gas LPG
- Oven Burner 1900W
- Input Voltage 220-240V/ 50-60Hz
- 1x 25W Halogen Interior Light
- NG and LPG
- 220-240V/60Hz Electric Ignition
- 4x Burners
 - 1x 55mm/1000W
 - 1x 100mm/2500W
 - 1x 75mm/1750W
 - 1x 75mm/1750W
- Dimension(WxDxH): 495 x 556 x 850mm
- Packaging Dimension: 535 x 572 x 884
- Gross Weight: 27kg
- Net Weight: 25kg

Accessories

- 1 Rack
- Tray
- Glass Lid
- Power Cord, With Plug



BUILT-IN DISHWASHER 60CM WIDE



KCH.DW850.WH/SS

K05.01.006

Features

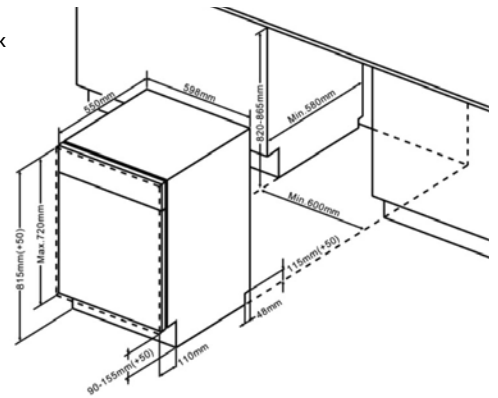
- 60cm Built-in Dishwasher
- 14 Place Settings
- Stainless Steel Finish
- 8 Wash Programs: Auto, Intensive, Normal, Eco, Glass, 90 minute, Rapid, Soak
- 1-24 Hours Delay Start
- Three-layer Cutlery Drawer
- Dual Zone Wash
- Turbo Drying System
- Extra Drying
- Class A Washing
- Drying Class A
- With Aqua Stop
- Hidden Heating Element
- LED Display
- Touch Control

Technical Information

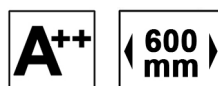

- Electric 220-240V/60Hz
- Water Consumption per Cycle: 11Liter
- Energy Consumption: Standard Cleaning cycle:0.9 kWh
- Noise: 49dB
- Rated Power: 1760W
- Dimension(WxDxH): 598 x 550 x 815mm
- Packaging Dimension: 630 x 635 x 884mm
- Gross Weight:
- Net Weight:

Accessories

- Funnel
- Power Cord, With Plug



FREE STANDING DISHWASHER 60CM WIDE



KCH.DW306FS.SS

K05.01.020

Features

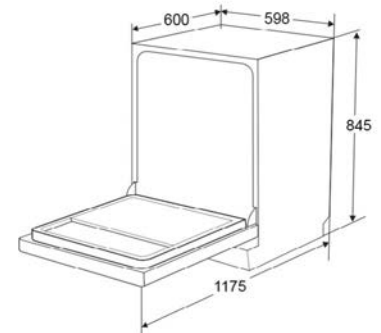
- 60cm Built-in Dishwasher
- 12 Place Settings
- Stainless Steel Interior and Outdoor
- 7 Wash Programs: ECO, Glass, 90minute Rapid, Soak, Intensive-Normal
- Mini Dispenser
- ECO 45°C Cleaning Cycle
- 1-24 Hours delay start
- Spray Arms (Upper + Lower)
- Child lock
- Button Control, LED Display
- Extra Drying, Half Load
- Mount as Free-Standing, No Installation Required
- Can Be Built-In
- Easy Plug-and-Play Water Installation

Technical Information

- Electric 220-240V/60Hz
- Water Consumption per Cycle: 11Liter
- Energy Consumption: Standard Cleaning cycle:0.9 kWh
- Noise: 47dB
- Rated Power: 1760W
- Dimension(WxDxH): 598 x 600 x 845mm
- Packaging Dimension: 645 x 645 x 890mm
- Gross Weight:
- Net Weight:

Accessories

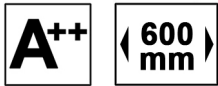
- Funnel
- Power Cord, With Plug



**FREE STANDING DISHWASHER
60CM WIDE**

KCH.DW206FS.WH

K05.01.004



Features

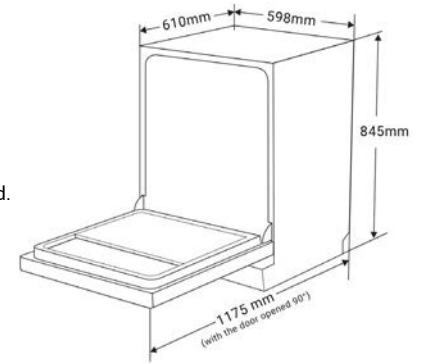
- **60cm Built-in Dishwasher**
- **14 Place Settings**
- **Stainless Steel Interior, White Finish**
- **8 Wash Programs:** Auto, Intensive, Normal, Eco, Glass, 90 Minute, Rapid, Soak
- ECO 50°C Cleaning Cycle
- 1-24 Hours Delay Start
- Three-layer Cutlery Drawer
- Dual Zone Wash
- Child Lock
- LED Display Function Indicator
- Extra Drying/Power Wash
- Mount as Free-Standing, No Installation Required.
- Can Be Built-In
- Easy Plug-and-Play Water Installation
- Hot Water for Extra Hygiene
- Automatic Detergent Dispenser

Technical Information

- Electric 220-240V/60Hz
- Water Consumption per Cycle: 11Liter
- Energy Consumption: Standard Cleaning cycle:0.9 kWh
- Noise: 49dB
- Rated Power: 1760W
- Dimension(WxDxH): 845 x 598 x 600mm
- Packaging Dimension: 884 x 672 x 645mm
- Gross Weight:
- Net Weight:

Accessories

- Funnel
- Power Cord, With Plug



COUNTER TOP DISHWASHER
55CM WIDE

KCH.DW106T.BLK

K05.01.003

KCH.DW106T.WH

K05.01.002



Features

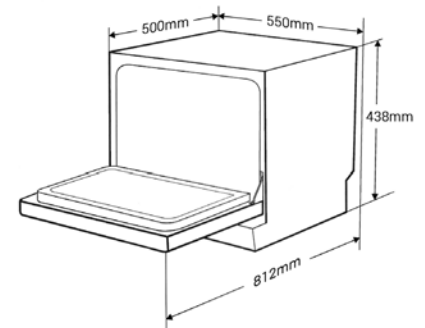
- 55cm Built-in Dishwasher
- 6 Place Settings
- Stainless Steel Interior
- White, Black Finishes
- 7 Wash Programs: Auto, Intensive, Eco, Glass, 90 Minute, Rapid, Self-cleaning
- 1-24 Hours Delay Start
- ECO 50°C Cleaning Cycle
- Mount as Free-Standing
- Can Be Built-in
- Easy Plug-and-Play Water Installation
- Hot Water for Extra Hygiene
- Automatic Detergent Dispenser
- 1 Hour Program for Kitchenware
- LED Display Function Indicator
- Touch Control

Technical Information

- Electric 220-240V/60Hz
- Water Consumption per Cycle: 9.5Liter
- Energy Consumption: Standard Cleaning cycle:0.61 kWh
- Noise: 49dB
- Rated Power:1170W
- Dimension(WxDxH): 550 x 500 x 438mm
- Packaging Dimension: 605 x 555 x 510mm
- Gross Weight:
- Net Weight:

Accessories

- Funnel
- Power Cord, With Plug



**DISHWASHING TABLET - 3 IN 1
WITH POWER BALL**



KCH.DWT30.PCK

K05.01.011

FIN.DW40-018

K05.02.005

Features

- **20g Net Weight**
- Dishwasher Detergent Dishwashing Tablet
- Effectively remove oil stains on the dishes, tea stains and other stubborn stains. No need to pre-soak or pre-rinse with Powerball cuts through grease & scrubs away burnt & dried-on food. Powerball tabs are concentrated cleaning power of regular powder. Easy to use, dishwasher tablets with clean, fresh scent.
- Dimension: 38 x 27 x 19mm

DISHWASHING TABLET - 2 IN 1



KCH.DWT20.PCK

K05.01.012

Features

- **15g Net Weight**
- Dishwasher Detergent Dishwashing Tablet
- Effectively remove oil stains on the dishes, tea stains and other stubborn stains. Easy to use, dishwasher tablets with clean, fresh scent.
- Dimension: 38 x 27 x 19mm

SALT FOR DISHWASHER



NEW

KCH.DW40.160

K05.01.023

Features

- **2kg Net Weight**
- Salt for Dishwasher
- The Finish special dishwasher salt offers effective limescale protection for dishwasher, crockery, cutlery, spray arms and filters – for a long life of the dishwasher. The salt softens the water and protects the dishwasher from limescale deposits, and also helps against water stains on dishes and glasses.

RINSE AID FOR DISHWASHER



NEW

KCH.DW40.161

K05.01.022

Features

- **500ml Net Weight**
- Rinse Aid for Dishwasher
- Finish Rinse Aid, Shine and Dry contains a quick dry formula to provide a clean and shiny finish to your dishes and pours easily and dissolves quickly. It also prevents water spots and streaking on glasses, dishes and cutlery.
- Rinses Residue
- Fast Drying
- Fights Water Spots
- Brilliant Shine

SALT FOR DISHWASHER



FIN.DW40.160

K05.01.018

Features

- **2kg Net Weight**
- Salt for Dishwasher
- The Finish special dishwasher salt offers effective limescale protection for dishwasher, crockery, cutlery, spray arms and filters – for a long life of the dishwasher. The salt softens the water and protects the dishwasher from limescale deposits, and also helps against water stains on dishes and glasses.

RINSE AID FOR DISHWASHER



FIN.DW40.161

K05.01.019

Features

- **500ml Net Weight**
- Rinse Aid for Dishwasher
- Finish Rinse Aid, Shine and Dry contains a quick dry formula to provide a clean and shiny finish to your dishes and pours easily and dissolves quickly. It also prevents water spots and streaking on glasses, dishes and cutlery.
- Rinses Residue
- Fast Drying
- Fights Water Spots
- Brilliant Shine

**BUILT-IN AUTOMATIC COFFEE MACHINE
60CM WIDE**

KCH.CM150.BK

K05.01.001



Features

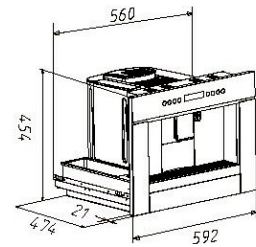
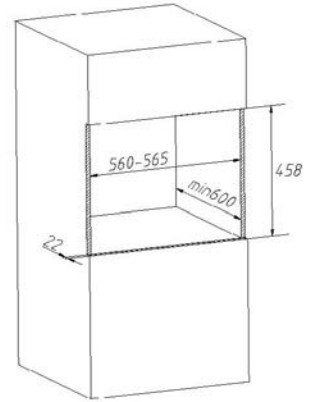
- 60cm Built-in Coffee Machine
- TFT Fully Electronic Display
- Automatic Self-maintenance and Control System
- Full Touch Button, One Key Operation
- Intelligent Pre-brew Aroma System
- Coffee function:
 - Regular
 - Double
 - Additional Pre-ground Coffee Powder
- Steam function for Cappuccino, Latte
- Rinsing Function
- Automatic Cleaning Indicator
- Automatic Descaling Indicator
- Adjustable Coffee Grinder (5 levels)
- Adjustable Amount of Coffee: 30cc~240cc
- Adjustable Coffee Strength: Light, Normal, Strong
- Adjustable Coffee Dispenser: 70-110mm
- Removable Water Tank
- Telescopic Guides With Self Lock
- Dial Clock
- Touch Button

Technical Information

- Electric 220-240V/60Hz
- Water Tank Capacity: 1.8L
- Coffee Bean Container: 250g
- Pump Max Pressure: 19bar
- Rated Power: 1300-1500W
- Coffee Temperature: 73-88°C
- Dimension(WxDxH): 592 x 474 x 454mm
- Packaging Dimension: 655 x 565 x 545mm
- Gross Weight: 30kg
- Net Weight: 23.8kg

Accessories

- Power Cord, With Plug



BUILT-IN WINE COOLER 60CM WIDE

NEW



KCH.WC646.SS

K05.01.021

Features

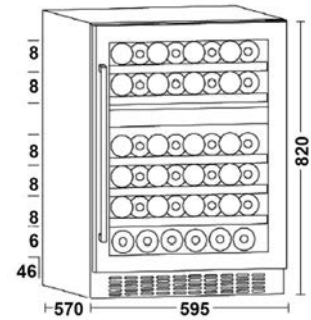
- 60cm Built-in Wine Cooler
- 46 Bottles / Dual Zone
- 145L Capacity
- Stainless Steel Frame Door, 4 Joint
- Middle Low-E 3 Layer Glass
- Dual Zone
- 5 Beech Wooden Shelves
- Circulated Fan Cooling System (R600a)
- SS Grill Ventillation
- Activated Charcoal Filter
- Security Lock
- Touchpad Controller with LED Display

Technical Information

- Electric 220-240V/60Hz
- Temp. Range: Top Zone 5-22 °C/41-71.6 °F
Bottom Zone 5-22 °C/41-71.6 °F
- Rated power: 80W
- Refrigerant/Weight: R600a/35g
- Lighting: LED Light 1x 1W
- Dimension(WxDxH): 595 x 570 x 820mm
- Packaging Dimension: 660 x 625 x 870mm
- Gross Weight: 41.6kg.
- Net Weight: 42.4kg

Accessories

- Power Cord, With Plug



BUILT-IN WINE COOLER 60CM WIDE



KCH.WC636.BK

K05.01.005

Features

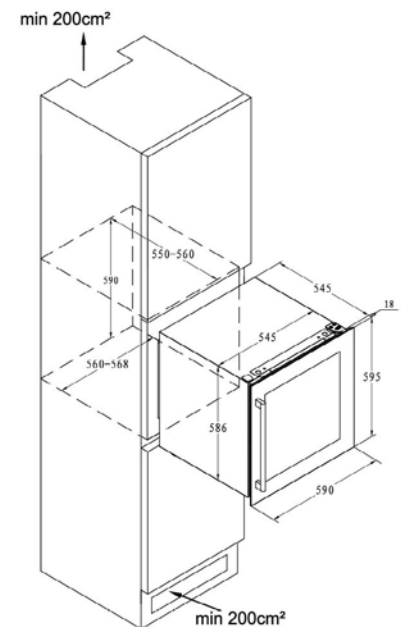
- 60cm Built-in Wine Cooler
- 36 Bottles (approx.)
- 92L Capacity
- Seamless Stainless Steel Door Frame
- Black Finish, Glass Door
- Single Zone
- Wooden Shelves
- Circulated Fan cooling system (R600a)
- Child Lock
- Reversible Door Opening
- Touchpad Controller with LED Display

Technical Information

- Electric 220-240V/60Hz
- Temp. Range: 5-20 °C/41-68 °F
- Rated power: 80W
- Refrigerant/Weight: R600a/25g
- Dimension(WxDxH): 590 x 563 x 595mm
- Packaging Dimension: 650 x 650 x 655mm
- Gross Weight: 33.2
- Net Weight: 36.8kg

Accessories

- Power Cord, With Plug



FREE STANDING WINE COOLER
30CM WIDE

KCH.WC320.SS

K05.01.013



Features

- 30cm Free Standing Wine Cooler
- 20 Bottles, Class A & CEC
- 58L Capacity
- Stainless Steel Frame Door, 4 Joint
- Low-E 2 Layer Glass
- Single Zone
- 5 Beech Wooden Shelves
- Circulated Fan Cooling System (R600a)
- SS Grill Ventilation
- Activated Charcoal Filter
- Security Lock with Keys
- Right Door Opening
- Touchpad Controller with LED Display

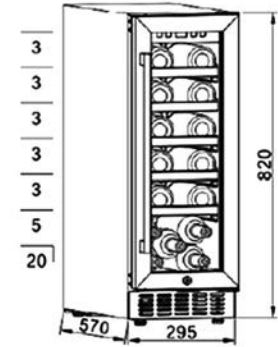
Technical Information





































































- Electric 220-240V/60Hz
- Temp. Range: 5-22 °C/41-72 °F
- Rated power: 70W
- Refrigerant/Weight: R600a/25g
- Dimension(WxDxH): 295 x 570 x 820mm

- Packaging Dimension: 325 x 625 x 865mm
- Gross Weight: 29.1kg
- Net Weight: 27kg

Accessories

- Power Cord, With Plug



							
7 Dishwasher Wash Programs	8 Dishwasher Wash Programs	Touch Control	3 Layer Cutlery Drawer	Child Lock	Dual Zone Wash	1-24 Hour Delay Start	Dishwasher Soak
							
Dishwasher Rapid Wash	90 Minute Cleaning	Glassware Cleaning	Dishwasher Energy + Water Consumption	Dishwasher Normal	Dishwasher Intensive	Dishwasher Auto Cleaning	
							
2 Combination Cooking	4 Combine Cooking Type	Steam	LED Display	Fast Pre-Heat	Ending Signal	Pyrolytic Self-Cleaning	Easy Clean
							
Kitchen Timer	Clock	Defrost by Time	12 Hour Clock	24 Hour Clock	30 Seconds Express Cook	24 Hour Reminder	Alarm
							
Defrost by Weight	Humidity Sensor	Temperature Sensor	Weight Sensor	Infrared Sensor	Auto Menu	Metal Tube Heater	Quartz Heater
							
Flattening Plate	Voice Prompt	Voice Control	Turntable	Inverter	Pizza Mode	Microwave	UV Sterilization
							
Light	Up Heater	Down Heater	Convectional Oven	Rotisserie + Convectional	Up Heater + Fan	Bottom Heater + Fan	Convectional Oven + Fan
							
Convection Fan + Up Heat	Convection Fan + Bottom Heat	Convection Fan	Intensive Bake	Grill + Rotisserie	Half Grilling	Grilling	Fan Grilling
							
Heating	Defrost	Easy to Clean	ECO Saving Mode	Child Safety Lock			

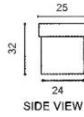
PHASEOUT ITEMS

NOTE:

*CHECK STOCK QUANTITY
AND ASK FOR PRICE*

HANDLE

- Material : Aluminum
- Finish : SL
- Packing : per piece



ITEM NO	CODE	DIMENSION
S32.ALP442.224.SL	F07.02.093	248(L) x 224mm(D)
S32.ALP442.160.BSS	F07.02.097	184(L) x 160mm(D)
S32.ALP442.320.BSS	F07.02.099	344(L) x 320mm(D)

HANDLE

- Material : Zinc Alloy
- Finish : DSN
- Packing : per piece



ITEM NO	CODE	DIMENSION
S32.ZNP8070.128DSN	F10.02.087	179(L) x 128mm(D)
S32.ZNP8070.32DSN	F10.02.088	50(L) x 32mm(D)
S32.ZNP8070.64DSN	F10.02.089	115(L) x 64mm(D)
S32.ZNP8070.96DSN	F10.02.090	147(L) x 96mm(D)

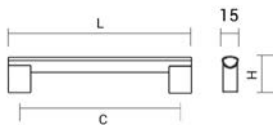
HANDLE

- Material : Zinc Alloy
- Finish : PLNK
- Packing : per piece



ITEM NO	CODE	DIMENSION
S32.ZNP900.128PLNK	F10.02.052	155(L) x 128mm(D)
S32.ZNP900.160PLNK	F10.02.053	189(L) x 160mm(D)
S32.ZNP900.96PLNK	F10.02.054	118(L) x 96mm(D)

- Material : Aluminum
- Finish : Silver Anodized
- Packing : per piece



ITEM NO.	CODE	L	C	H
S32.ALP201.160ALUM	F07.01.027	177	160	36
S32.ALP201.192ALUM	F07.01.028	209	192	36
S32.ALP201.288ALUM	F07.01.029	305	288	36

KNOB

- Material : SUS304 Stainless Steel
- Finish : SSS
- Packing : per piece



ITEM NO	CODE	DIMENSION
S32.SSK3111.12SSS	F09.02.018	Ø12

HANDLE

- Material : Zinc Alloy
- Finish : SN
- Packing : per piece



ITEM NO	CODE	DIMENSION
S32.ZNP219.128SN	F10.02.074	158(L) x 128mm(D)

HANDLE

- Material : Zinc Alloy
- Finish : SL
- Packing : per piece



ITEM NO	CODE	DIMENSION
S32.ZNP347.96SL	F10.02.076	106(L) x 96mm(D)

KNOB

- Material : Zinc Alloy
- Finish : DSN
- Packing : per piece



ITEM NO	CODE	DIMENSION
S32.ZNP734.32DSN	F10.02.082	45(L) x 32mm(D)

KNOB

- Material : Zinc Alloy
- Finish : DSN
- Packing : per piece



ITEM NO	CODE	DIMENSION
S32.ZNP735.32DSN	F10.02.083	51(L) x 32mm(D)

- Material : Zinc Alloy
- Finish : Antique Brass
- Packing : per piece



ITEM NO.	CODE	Ø	H
S32.ZNK667.30ABR	F10.02.048	Ø30	26



ITEM NO.	SAP CODE	DESCRIPTION
S32.ZNK103.25MNB	100.02.602	MBN, 25mm



ITEM NO.	SAP CODE	DESCRIPTION
S32.ZNP270.160PC	100.06.001	Chrome, 160mm



ITEM NO.	SAP CODE	DESCRIPTION
S32.ZNP3114.96MA	100.10.201	Matt Alum, 96mm



ITEM NO.	SAP CODE	DESCRIPTION
S32.ZNP627.128MNB	100.17.601	MNB, 128mm



ITEM NO.	SAP CODE	DESCRIPTION
S32.ZNP637.160PLNK	100.19.701	Pearl Nickel, 160mm



ITEM NO.	SAP CODE	DESCRIPTION
S32.ZNP639.128MNB	100.20.601	MNB, 128mm
S32.ZNP639.128PLNK	100.20.701	PLNK, 128mm



ITEM NO.	SAP CODE	DESCRIPTION
S32.ZNP476.64DSN	101.16.602	DSN, 64mm
S32.ZNP476.96DSN	101.16.603	DSN, 96mm



ITEM NO.	SAP CODE	DESCRIPTION
S32.ZNP910.160CP	100.31.401	CP, 160mm
S32.ZNP910.160PLNK	100.31.701	PLNK, 160mm



ITEM NO.	SAP CODE	DESCRIPTION
S32.ZNP958.128.BRASS	103.10.113	BRAS,96mm
S32.ZNP958.128.BSN	103.10.114	BRAS,128mm
S32.ZNP958.96.BRASS	103.10.111	BSN,96mm
S32.ZNP958.96.BSN	103.10.112	BSN,128mm



ITEM NO.	SAP CODE	DESCRIPTION
S32.ZNP688.128MNB	100.26.601	PC, 128mm
S32.ZNP688.128PC	100.26.001	MNB, 128mm
S32.ZNP688.128PLNK	100.26.701	PLNK, 128mm



ITEM NO.	SAP CODE	DESCRIPTION
S32.ZNP689.128MNB	100.27.601	MNB,128mm
S32.ZNP689.128PLNK	100.27.701	PLNK,128mm



ITEM NO.	SAP CODE	DESCRIPTION
S32.ZNP642.128PLNK	100.21.701	PLNK, 128mm
S32.ZNP642.160PLNK	100.21.702	PLNK, 160mm



ITEM NO.	SAP CODE	DESCRIPTION
S32.ZNK465.20ABR	102.03.101	ABR, 20mm
S32.ZNK465.25ABR	102.04.102	ABR, 25mm



ITEM NO.	SAP CODE	DESCRIPTION
S32.ZNP694.160CP	100.28.401	CP, 160mm
S32.ZNP694.160MNB	100.28.601	MNB, 160mm
S32.ZNP694.160PLNK	100.28.701	PLNK, 160mm



ITEM NO.	SAP CODE	DESCRIPTION
S32.ZNP651.128MNB	100.23.701	PLNK, 128mm
S32.ZNP651.128PLNK	100.23.702	PLNK, 160mm
S32.ZNP651.160MNB	100.23.601	MNB, 128mm
S32.ZNP651.160PLNK	100.23.602	MNB, 160mm



ITEM NO.	SAP CODE	DESCRIPTION
S32.ZNP956.192.BRAB	103.10.171	BRAB, 128mm
S32.ZNP956.192.BRAS	103.10.121	BRAS, 320mm
S32.ZNP956.320.BRAB	103.10.172	BRAB, 192mm
S32.ZNP956.320.BRAS	103.10.122	BRAB, 320mm
S32.ZNP956.96.BRAB	103.10.179	BRAB, 96mm



ITEM NO.	SAP CODE	DESCRIPTION
S32.ZNK932C.BRAS	103.10.137	BRAS, 32mm

- Material : Zinc Alloy
- Finish : Antique Brass
- Packing : per piece



ITEM NO.	CODE
S32.ZNK931A.96BRAS	103.10.139



ITEM NO.	SAP CODE	DESCRIPTION
S32.ALKB706.OS	F07.01.008	OS, 16mm



ITEM NO.	SAP CODE	DESCRIPTION
S32.ZNP924A.96.BRAB	103.10.161	BRAB
S32.ZNP924B.BRAB	103.10.163	BRAB
S32.ZNP924B.BRAS	103.10.164	BRAS



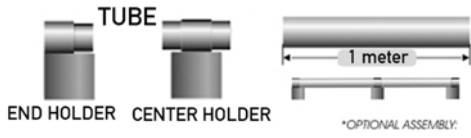
ITEM NO.	SAP CODE	DESCRIPTION
S32.ZNP800B.BRAB	103.10.165	BRAS, 14mm



ITEM NO.	SAP CODE	SIZE
S32.ZNP8007.192.SWAR.CH	101.85.255	192mm



ITEM NO.	SAP CODE	DESCRIPTION
S32.SSP7210.128SS	116.27.601	128mm



ITEM NO.	SAP CODE	DESCRIPTION
S32.ALP191C.ALUM	105.04.204	Center Holder
S32.ALP191E.ALUM	105.04.205	End Holder



ITEM NO.	SAP CODE	DESCRIPTION
S32.ALP191.192ALUM	105.04.202	192mm



ITEM NO.	SAP CODE	DESCRIPTION
S32.ALP402.128ALUM	105.12.201	128mm
S32.ALP402.192ALUM	105.12.202	192mm
S32.ALP402.500ALUM	105.12.204	500mm



ITEM NO.	SAP CODE	DESCRIPTION
S32.SSK7235.12SS	116.12.601	12mm
S32.SSK7235.16SS	116.12.602	16mm



ITEM NO.	SAP CODE	DESCRIPTION
S32.SSP2012.128SS	116.18.601	SSS, 128mm



ITEM NO.	SAP CODE	DESCRIPTION
S32.SSP7220.128SS	116.28.601	128mm
S32.SSP7220.224SS	116.28.602	224mm



ITEM NO.	SAP CODE	DESCRIPTION
S32.STP303.190SN	115.12.506	SN, 190mm



ITEM NO.	SAP CODE	DESCRIPTION
S32.SSP338.320.SS	116.29.603	320mm



ITEM NO.	SAP CODE	DESCRIPTION
S32.K116.BLK	116.06.001	Black, 96mm

END HOLDER FOR RECTANGULAR TUBE

- Material : Aluminum
- Packing : per piece



ITEM NO	OLD CODE	NEW CODE
S32.AH2613E.SL	160.15.303	F17.03.004
S32.AH2613E.BLK	160.15.311	F17.03.011

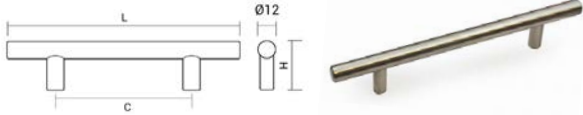
FINISH	SIZE
Silver	17 x 80mm
Black	17 x 80mm



ITEM NO.	SAP CODE	DESCRIPTION
S32.ZNP101.64MNB	100.41.116	MNB, 64mm

- Material : Stainless Steel
- Finish : Stainless Steel
- Packing : Per Piece

SUS
202



ITEM NO.	CODE	L	C	H
S32.SSP301.650SS	F09.01.017	650	576	33
S32.SSP301.700SS	F09.01.018	700	640	33

- Material : Aluminum
- Finish : Matte Black
- Thickness : 3mm
- Packing : per piece



ITEM NO.	CODE	L	C	H
S32.ALP335.80.MBLK	F07.01.022	60	32	21

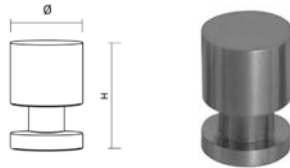
- Material : Stainless Steel / Zinc Alloy
- Packing : Per Piece



ITEM NO.	CODE	L	C	H
ST1.SSP9005.544.SS	F09.02.038	566	544	35
ST1.SSP9005.554.SS	F09.02.039	566	554	35

- Material : Stainless Steel
- Finish : Satin Stainless Steel
- Packing : Per Piece

SUS
304



ITEM NO.	CODE	Ø	H
S32.SSK7230.20SSS	F09.02.025	Ø20	25
S32.SSK7230.25SSS	F09.02.026	Ø25	35

- Material : Aluminum
- Finish : Silver
- Packing : per piece




ITEM NO.	CODE	L	C	H
S32.ALP259.128SL	105.09.201	148	128	20

- Material : Aluminum
- Finish : Silver, Black
- Packing : per piece



ITEM NO.	CODE	L	C	H
S32.ALP487.160.SL	F07.02.125	184	160	30
S32.ALP487.224.SL	F07.02.126	248	224	30
S32.ALP487.320.SL	F07.02.127	344	320	30
S32.ALP487.1000.SL	F07.02.128	1000	960	30
S32.ALP487.1000.BLK	F07.02.131	1000	960	30

- Material : Zinc Alloy
- Finish : Dull Satin Nickel
- Packing : per piece



ITEM NO.	CODE	L	C	H
S32.ZNP8201.DSN	F10.02.091	60	32	21

INSET/PULL HANDLE

- Material : Zinc Alloy
- Finish : Satin Nickel
- Packing : per piece



ITEM NO.	CODE	L	C	H
S32.ZNP770.96SN	F10.02.086	115	96	14
S32.ZNP770.160SN	F10.02.085	179	160	14

- Material : Zinc Alloy
- Finish : Dull Satin Nickel
- Packing : per piece



ITEM NO.	CODE	L	C	H
S32.ZNP733.32DSN	F10.02.081	45	32	28.50

FLUSH PULL

- Material : Stainless Steel
- Finish : Satin Stainless Steel
- Size : 120 x 40 x 12.5mm
- Packing : per piece



ITEM NO	CODE
S32.FH106A.SSS	A07.02.002

- Material : Zinc Alloy
- Finish : Antique Brass
- Packing : per piece



ITEM NO.	CODE
S32.ZNK931B.BRAB	103.10.142
S32.ZNK931B.BRAS	103.10.143

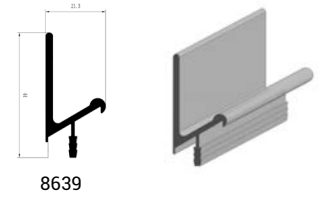
- Material : Zinc Alloy
- Finish : Antique Brass
- Packing : per piece



ITEM NO.	CODE
S32.ZNK931C.BRAB	103.10.144
S32.ZNK931C.BRAS	103.10.145

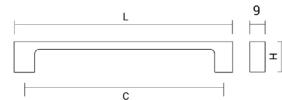
ALUMINUM GRAB HANDLE

- Material : Aluminum
- Wood Thickness : 18mm
- Packing : per piece



ITEM NO.	CODE	LENGTH	APPLICATION
TTN.8639.1M	F08.01.012	1000mm	for base unit
TTN.8639.2M	F08.01.013	2000mm	for base unit

- Finish : Satin Nickel
- Packing : per piece



ITEM NO.	CODE	L	C	H
S32.ZNP658.160SN	F10.02.019	190	160	25



MR16 LED LIGHT

- LED Light Source : High power 1w
- Input Voltage : DC 12V
- Body : Aluminum Bulb Cup
- Beam Angle : 45 Degree Spot Light

ITEM NO.	SAP CODE	DESCRIPTION
LED.MR16A.1.8W.WW	400.16.061	Warm White, 1.8W
LED.MR16A.1.8W.WH	400.16.060	White, 1.8W
LED.MR16A.3W.WW	400.16.051	Warm White, 3W
LED.MR16A.3W.WH	400.16.050	White, 3W
LED.MR16.3W.WH	F06.01.037	White, 3W
LED.MR16.4W.WW	F06.01.039	Warm White, 4W



LED LIGHT

- Material : Aluminum
- LED Light Source : 5050 SMD
- LED Qty. : 9pcs.
- Input Voltage : DC 12V
- Wattage : 1.8W
- Installation : Screw fixing
- Packing : per piece
- Light Color : Warm White

ITEM NO.	SAP CODE	DESCRIPTION
VAS.B50NY.WW	400.12.051	60x70mm



LED LIGHT

- Light Color : Cool White
- Material : Aluminum
- LED Light Source : 5050 SMD
- Input Voltage : DC 12V
- Application : Suitable for decorative lighting
- Installation : Inset fixing
- Packing : per piece
- Wattage : 3.6mm
- Led Qty : 24 pcs.

ITEM NO.	SAP CODE	DESCRIPTION
VAS.LDT6013.448CW	400.12.076	448x18x8mm



LED LIGHT

- Material : Aluminum
- LED Light Source : 5050 SMD
- LED Qty. : 30pcs.
- Input Voltage : DC 12V
- Wattage : 7W
- Switch : with Wigwag IR sensor
- Installation : Screw fixing
- Packing : per piece
- Light Color : Cool White

ITEM NO.	SAP CODE	DESCRIPTION
VAS.LDT6006.IR.CW	400.12.073	500x33x7mm




DOOR MOTION ACTIVATED SWITCH (DC)

- Feature : Sensor receiver with 1.5M wiring
- Application : Clearance between sensor and inside of door can be up to 100mm.
- Dimension : Control unit - 110x30x21mm
- Packing : Receiver - 23 x 30 x 7.5mm per piece

ITEM NO.	SAP CODE	DESCRIPTION
RTL.S001.DC.004	400.21.007	DC 12V, Max 15W



ITEM NO.	SAP CODE	DESCRIPTION
VAS.T4.24W.RB.WHT	400.04.224	White, 24W
VAS.T4.8W.RB.WHT	400.04.208	White, 8W



SMD5050 FLEXIBLE LED STRIP LIGHT

- LED Light Source : 5050 SMD. Light life more than 50,000 hours
- LED Qty. : 60 LEDs/M
- Dimension (L x W x H) : 5000 x 10 x 3mm
- Voltage : DC 12V
- Wattage : 72W/5M
- Waterproof Type : IP-65 Water Proof
- Packing : 5M/per roll

ITEM NO.	SAP CODE	DESCRIPTION
LED.SMD5050WW.IP65.5M	400.11.025	IP-65 Water Proof

ULTRA SLIM LAMP FRAME



ITEM NO.	SAP CODE	DESCRIPTION
VAS.T5.8W.WHT	400.10.505	White, 8W, 312mm



HANDGRIP

- Light Color : White
- Material : Aluminum
- Lamp : LED lamp with LED soft touch switch
- Color Appearance : 6000K
- Input Voltage : DC 12V
- For Wood Thickness : 18mm
- Packing : per piece

ITEM NO.	SAP CODE	DESCRIPTION
RTL.3044T.864	400.22.864	900mm Carcase Width

LED LIGHT - SQUARE

- Material : Plastic Casing
- LED Light Source : SMD 5050
- LED Qty. : 9pcs.
- Input Voltage : DC 12V
- Wattage : 1.6W
- Size : 56 x 56 x 10mm
- Light Color : Cool White (6000k)
Warm White (2800k-3200k)
- Packing : per piece



ITEM NO.	SAP CODE	DESCRIPTION
VAS.SD4104.WW	400.12.083	DC 12V



ITEM NO.	SAP CODE	DESCRIPTION
LED.ALU.V-PROFILE	400.11.140	for Rigid LED Strip Light



ITEM NO.	SAP CODE	DESCRIPTION
CED.10W	400.20.045	10W

RECESSED SPOT LIGHT

- Material : Aluminum
- Output : DC 350mA
- Fitting Color : Matt white
- Beam Angle : 16°
- Packing : per piece
- Light Color : Natural White & Warm White



ITEM NO.	SAP CODE	DESCRIPTION
CED11020.15W.NW	400.20.030	Natural White, 15W

LED LIGHT

- Material : Aluminum + Acrylic
- LED Light Source : 5050 SMD
- LED Qty. : 27pcs.
- Input Voltage : DC 12V
- Wattage : 6.4W
- Application : Suitable for cabinets or wardrobe
- Switch : Door sensor switch with IR sensor
- Installation : Screw fixing
- Packing : per piece



ITEM NO	OLD CODE	NEW CODE
VAS.B50NCG.CW	400.12.071	

LIGHT COLOR	DIMENSION (L x W x H)
Cool White	450 x 50 x 9mm

MR16 LED LIGHT

- LED Light Source : High power 1w DC 12V
- Input Voltage : DC 12V
- Body : Aluminum Bulb Cup
- Beam Angle : 45 Degree Spot Light



ITEM NO	OLD CODE	NEW CODE
LED.MR16.3W.WH	400.16.030	F06.01.037
LED.MR16.3W.WW	400.16.031	F06.01.038
LED.MR16.4W.WW	400.16.041	F06.01.039

COLOR	WATTAGE
White	3W
Warm White	3W
Warm White	4W

LED SPOT LIGHT

- Light Color : Cool White
- Material : Aluminum Alloy
- Finish : Iron Grey
- Luminous Flux : 76LM
- Luminous Efficiency : 76LM/W
- LED Qty. : 1 pc.
- Color Temperature : 6400K
- Life : 5000h
- Packing : per piece



ITEM NO	OLD CODE	NEW CODE
LED.SL1004.1W.CW	400.20.085	

POWER	DIMENSION (W x H)
1 x 1W	16 x 260mm

UNDER CABINET LIGHT

- Light Color : Cool White
- Material : Aluminum
- Finish : Silver Anodized
- Lamp : T5 Fluorescent lamp
- Color Appearance : 6000K
- Voltage : AC 220-240V/50-60Hz
- Switch : Mechanical switch
- Installation : Screw fixing
- Packing : per piece



ITEM NO	OLD CODE	NEW CODE
RTL.3004SW.600	400.21.460	

WATTAGE	DIMENSION (L x W x H)
8W	600 x 70 x 27mm

SMD5050 FLEXIBLE LED STRIP LIGHT

- LED Light Source : 5050 SMD. Light life more than 50,000 hours
- LED Qty : 60 LEDs/M
- Dimension (L x W x H) : 5000 x 10 x 3mm
- Voltage : DC 12V
- Wattage : 72W/5M
- Packing : 5M/per roll



ITEM NO	OLD CODE	NEW CODE
LED.SMD5050W.IP00.5M	400.11.010	F06.01.030
LED.SMD5050WW.IP00.5M	400.11.020	F06.01.031

LIGHT COLOR	WATERPROOF TYPE
White	IP-00 Non-Water Proof
Warm White	IP-00 Non-Water Proof

RIGID LED STRIP LIGHT

- Material : Aluminum
- LED Light Source : 5630/5050 SMD Light life more than 50,000 hours
- LED Qty : 30 LEDs/Meter (1 meter length)
- Voltage : DC 12V
- Waterproof Type : IP-00 Non-Water Proof
- Packing : IP-00 Non-Water Proof



ITEM NO	OLD CODE	NEW CODE
LED.SMD5050W.AL.1M	400.11.120	F06.01.034

WATTAGE	LIGHT COLOR
14.4W/1M	White

LED ALUMINUM U-PROFILE AND END CAP for Rigid LED Strip Light

- Material : Aluminum
- Length : 1 Meter
- Packing : per meter



ITEM NO	OLD CODE	NEW CODE
LED.ALU.U-PROFILE	400.11.130	F06.01.035
LED.ALU.U-END CAP	400.11.150	F06.01.036

DESCRIPTION (L x W x H)
1000 x 14 x 7mm End Cap for U-Profile

LED DRIVER

- Input Voltage : 220-240V AC-50/60Hz
- Output Voltage : 12V DC
- Packing : per piece



ITEM NO	OLD CODE	NEW CODE
ILIN.AW01.0022.30W	400.01.017	F06.03.006
ILIN.HW03.7W	400.01.015	F06.03.004

WATTAGE	SIZE (L x W x H)
30W	137 x 43 x 28mm
7W	80 x 38 x 23mm

LED DRIVER

- Input : AC 100-240V
- Output : DC 12V
- Feature : 6 mouths with switch
- Packing : per piece




ITEM NO	OLD CODE	NEW CODE
VAS.QD6W.LED.DRIVER	400.12.101	
VAS.QD24W.LED.DRIVER	400.12.102	

WATTAGE
6W
24W

ALUMINUM PROFILE WITH FROSTED COVER

- Material : Aluminum and Plastic
- Length : 3M
- Packing : per length



ITEM NO	OLD CODE	NEW CODE
LED.CH-AP2206F.3M	400.20.055	

DIMENSION (L x W x H)
3000 x 23 x 6mm

MOUNTING CLIP TYPE A for CH-AP2206F

- Material : Stainless Steel
- Packing : per length



ITEM NO	OLD CODE	NEW CODE
LED.CH-APC1	400.20.065	
LED.CH-AP2206C	400.20.060	

MATERIAL
Stainless Steel
Plastic

ADJ T5-14WATTS SLIM LIGHT, WHITE



ITEM NO	OLD CODE	NEW CODE
AHJ.T5.14W.WH	400.05.214	
AHJ.T5.8W.WH	400.05.208	

DESCRIPTION
14W, White
8W, White

LED DOUBLE SIDE ILLUMINATION CUPBOARD LIGHT

- Material : Aluminum
- Operating Voltage : DC 12V
- Switch : Built-in sensor switch
- Packing : per piece



ITEM NO	OLD CODE	NEW CODE
ILIN.YL14037.563.4K	400.01.010	F06.01.010
ILIN.YL14037.863.3K	400.01.011	F06.01.011

SIZE (L x W x H)	WATTAGE	LIGHT COLOR
563 x 59 x 20.6mm	6.8W	4000K
863 x 59 x 20.6mm	10.5W	4000K

MALE & FEMALE DC POWER CONNECTOR

- Material : Rubber
- Size : 2.1 x 5.5mm
- Packing : per set



No electrical tap
No splicing
No crimping, but only a small screw driver.

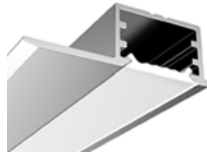


Note: Use with Flexible Led Strip Light

ITEM NO.	CODE
L.LUM.MF2155	930.40.005

LED CABINET LIGHTING LIGHT

- Material : Aluminum
- Operating Voltage : DC 12V
- Switch : Built-in sensor switch
- Packing : per piece



ITEM NO	OLD CODE	NEW CODE
ILIN.YL150511.5672.4K	400.01.024	F06.01.018
ILIN.YL150511.8672.4K	400.01.025	F06.01.019

SIZE (L x W x H)	WATTAGE	LIGHT COLOR
567.2 x 33 x 12mm	6.8W	4000K
867.2 x 33 x 12mm	10.5W	4000K

ALUMINUM TASK LIGHT WITH HOUSING

- Material : Aluminum ally
- Lamp : T5 Fluorescent lamp
- Function : Adjustable panel light
- Input Voltage : AC 220-240V/50-60Hz
- Switch : Mechanical switch
- Installation : Screw fixing
- Packing : per piece



ITEM NO	OLD CODE	NEW CODE
VAS.T1.13W	400.10.100	F06.01.029
VAS.T1.21W	400.10.120	

WATTAGE	DIMENSION (L x W x H)
13W	580 x 85 x 30mm
21W	910 x 85 x 30mm

LED DOWN LIGHT WITH DRIVER

- Voltage : 33-39VDC




ITEM NO.	CODE	COLOR	WATTAGE
LUM.DLX2A.4W.4000K	F06.01.020	Natural White	4W
LUM.DLX2A.4W.3000K	F06.01.021	Warm White	4W
LUM.DLX2A.6W.4000K	F06.01.022	Natural White	6W
LUM.DLX2A.6W.3000K	F06.01.023	Warm White	6W



ITEM NO.	CODE	COLOR	WATTAGE
LUM.DLX3A.11W.4000K	F06.01.024	Natural White	11W
LUM.DLX3A.11W.3000K	F06.01.025	Warm White	11W
LUM.DLX15A.15W.3000K	F06.01.026	Warm White	15W

MOUNTING RING



SQ1




SQ2

ITEM NO.	CODE	COLOR	FINISH
LUM.SQ1.WHT	F06.01.027	White	All Sandblast
LUM.SQ2.WHT	F06.01.028	White	All Sandblast

SMD5050 FLEXIBLE LED STRIP LIGHT

- LED Light Source : 5050 SMD, IP65
- LED Qty. : 60 LEDs/M
- Dimension (LxWxH) : 5000 x 10 x 3mm
- Voltage : DC 12V
- Packing : 5M/per roll



ITEM NO.	CODE	WATTAGE	LIGHT COLOR
LED.SMD5050W.IP65.5M	400.11.015	72W/5M	Day Light
LED.SMD5050WW.IP65.5M	400.11.025	72W/5M	Warm White

MINIFIX CAM

- Material : Zinc Alloy
- For Wood Thickness : 16-18mm
- Drilling Depth : 12.5mm
- Packing : per pack (100pcs.)



ITEM NO	NEW CODE	DISTANCE A CENTER LOOKING
BM.G15125.WZ.PCK	F04.02.027	8mm

TWISTER CONNECTING BOLT

- Material : Steel, Black Sleeve
- Thread : M6
- Packing : per pack (100pcs.)

A. THREAD BOLT



ITEM NO	NEW CODE	DRILLING DISTANCE B
A. BM.F8034J.WZ.PCK	F04.02.031	34mm
C. BM.F8034M.WZ	F04.02.006	34mm

CONNECTING SCREW

- Material : Nickel, Plastic head
- Drive : PZ cross slot
- Thread : M4, M6
- Packing : per piece



220.00
215.00
2.15

ITEM NO	OLD CODE	NEW CODE	A	
MX.796M6.NK	122.11.107	F04.01.037	22mm	13mm
MX.791M6.WHT	122.11.101	F04.01.032	23mm	16mm

C	D	FOR WOOD THICKNESS
29mm	7mm	30-39mm
12mm	8mm	30-39mm

CHIPBOARD SCREW

- Material : Steel
- Finish : Nickel Plated
- Head : Flat head
- Packing : per piece



ITEM NO	NEW CODE	THREAD Ø	LENGTH L
S32.WS.FH(4.0X30).BP	F04.03.036	Ø4.0mm	30mm

DRY WALL SCREW

- Material : Steel
- Finish : Black Zinc
- Packing : per pack (200pcs)



ITEM NO	NEW CODE	THREAD Ø	LENGTH L
S32.WS.GS(3.5X25).PCK	F04.03.060	Ø3.5mm	25mm

CONNECTING SCREW



ITEM NO.	SAP CODE	DESCRIPTION
S32.WS.CS(M6X60)	F04.03.041	M6 x 60mm

GLASS CLIP

- Material : Plastic
- Color : White
- Packing : per piece



ITEM NO	CODE	APPLICATION	GLASS THICKNESS
S32.GC2S1.WHT	F04.03.016	Straight	2mm
S32.GC3S.WHT	F04.03.017	Straight	3mm
S32.GC3C.WHT	F04.03.009	Corner	3mm
S32.GC5S.WHT	F04.03.015	Straight	5mm

PUSH LATCH (MAGNETIC)

- Material : Stainless Steel
- Finish : SSS/Dark Gray
- Application : Side Panel Mount
- Packing : per piece



ITEM NO	NEW CODE	DIMENSION (LxW)
S32.PL02.GRY	F03.10.020	80 x 22mm

SHELF SECURING WITH CLAMPING SPRING



ITEM NO.	SAP CODE	DESCRIPTION
S32.MX585.WHT	124.60.058	White

OUTSIDE GLASS SUPPORT

- Material : Alloy
- Finish : CH
- Packing : per piece



ITEM NO.	SAP CODE	DESCRIPTION
S32.GF320A	126.20.319	Alloy

WALL SEAL PROFILE

- Material : Aluminum
- Packing : per piece



ITEM NO.	SAP CODE	DESCRIPTION
S32.WSP.2.7ALUM	130.15.270	2700mm

DOOR BUFFER

- Material : ABS
- Color : Gray
- Type : Insert Type
- Packing : per piece



ITEM NO	OLD CODE	NEW CODE
S32.DB203.GRAY	139.20.203	F03.10.008

LENGTH L	LENGTH L ₁	Ø
50mm	51mm	9mm

GLASS SHELF SUPPORT

- Material : Zinc Alloy
- Finish : SN
- For Glass Thickness : 6-10mm
- Packing : per piece



ITEM NO	OLD CODE	NEW CODE
S32.MX808	125.50.601	F04.05.041

A	B	C	D	PRICE
22mm	12mm	16mm	Ø4.5mm	15.75

GLASS CLIP

- Finish : CH, SN
- Packing : per pair

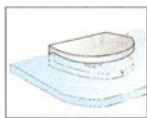
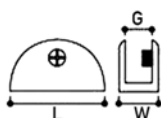


ITEM NO	OLD CODE	NEW CODE
MX.B201.SN	125.25.201	F04.05.023

L x W	FOR GLASS THICKNESS
22 x 47mm	8-10mm

GLASS CLIP

- Material : Zinc Alloy
- Finish : Satin Nickel
- Glass Thickness : 8-10mm
- Packing : per pair



Note: Screw included

ITEM NO.	CODE	L x W	PANEL (G) THICKNESS
MX.B200.SN	F04.05.022	41 x 23mm	8-10mm

FOLDING SHELF BRACKET

- Material : Steel, White coated
- Finish : White
- Packing : per pair



ITEM NO	OLD CODE	NEW CODE
S32.FB8	127.10.002	F04.04.003

DIMENSION A	DIMENSION B
203mm	120mm

SHELF GRIP

- Finish : SN
- Size : Ø18 x 33mm
- Packing : per piece



ITEM NO	OLD CODE	NEW CODE
S32.SH1830	127.60.183	F04.04.032

SIGNAGE HOLDER

- Finish : SS
- Packing : per piece



ITEM NO	OLD CODE	NEW CODE
---------	----------	----------

EL.SH2520.SS	127.25.020	F04.06.009
EL.SH2530.SS	127.25.030	F04.06.010
EL.SH2540.SS	127.25.040	F04.06.011
EL.SH2550.SS	127.25.050	F04.06.012
EL.SH2560.SS	127.25.060	F04.06.013
EL.SH3020.SS	127.30.020	F04.06.014
EL.SH3030.SS	127.30.030	F04.06.015
EL.SH3040.SS	127.30.040	F04.06.016
EL.SH3050.SS	127.30.050	F04.06.017
EL.SH3060.SS	127.30.060	F04.06.018

SIZE (D x H)

Ø25 x 20mm
 Ø25 x 30mm
 Ø25 x 40mm
 Ø25 x 50mm
 Ø25 x 60mm
 Ø30 x 20mm
 Ø30 x 30mm
 Ø30 x 40mm
 Ø30 x 50mm
 Ø30 x 60mm

GLASS WASHER for Screw Handle

- Material : Plastic
- Color : Clear
- Packing : per piece



ITEM NO	OLD CODE	NEW CODE
S32.GW5A	128.10.205	F04.03.018

DIAMETER Ø

Ø5mm

CORNER BLOCK

- Material : ABS
- Thickness : 3mm
- Packing : per piece



ITEM NO	OLD CODE	DIMENSION (L x W)
S32.K2215.WH	121.10.215	30 x 21 x 21mm

TWIN BALL CATCH



ITEM NO.	SAP CODE	DESCRIPTION
MX.BC40.NP	143.22.170	NP, 40mm
MX.BC50.BRS	143.22.176	Brass, 50mm
MX.BC70.BRS	143.22.188	Brass, 70mm
MX.BC70.NP	143.22.191	NP, 70mm

SHELF GRIP BRACKET

- **Finish** : Chrome, Satin Nickel
- **Packing** : per pair



ITEM NO	OLD CODE	NEW CODE
S32.SG801L.CH	127.50.806	
S32.SG802.L	127.50.802	F04.04.028
S32.SG802.CP	127.50.812	

FINISH	SIZE
Chrome	Large
SN	Large
Chrome	Large

SHELF GRIP BRACKET



K162

ITEM NO	OLD CODE	NEW CODE
---------	----------	----------

SIZE	A	B	C	D	E
------	---	---	---	---	---

SHELF GRIP

- **Material** : Stainless Steel
- **Finish** : SN
- **Packing** : per pair



ITEM NO	OLD CODE	NEW CODE
S32.SG803.SN	127.50.803	F04.04.029

A	B	C	D
30mm	30mm	30mm	12mm

SHELF GRIP

- **Material** : Stainless Steel
- **Finish** : SN
- **Packing** : per pair



ITEM NO	OLD CODE	NEW CODE
S32.SG804.SN	127.50.804	F04.04.030

A	B	C	D
43mm	36mm	25mm	12mm

MAGNETIC CATCH

- **Material** : Plastic, Steel
- **Finish** : White
- **Packing** : per piece



ITEM NO	OLD CODE	NEW CODE
S32.GF1599.WHT	143.10.159	F12.01.032

DIMENSION (SIZE)	PULL	FINISH
Small	4kgs.	White

MAGNETIC CATCH

- **Material** : Steel, Plastic
- **Finish** : Brown, White
- **Packing** : per piece



ITEM NO	OLD CODE	NEW CODE
S32.K450.BR	143.15.450	F12.01.033
S32.K451.BR	143.15.451	F12.01.034
S32.K450.WH	143.15.550	F12.01.042
S32.K451.WH	143.15.551	F12.01.043

DIMENSION (SIZE)	PULL	FINISH
Large	4-5kgs.	Brown
Small	3-4kgs.	Brown
Large	4-5kgs.	White
Small	3-4kgs.	White

MAGNETIC CATCH

- **Material** : Plastic, Steel
- **Finish** : White
- **Packing** : per piece



ITEM NO	OLD CODE	NEW CODE
S32.GF1577	143.10.157	F12.01.031

DIMENSION (SIZE)	PULL	FINISH
Small	2kgs.	White

ROD DISPLAY SYSTEM

- Material : Zinc Alloy
- Color : Nickel Plated
- Packing : Per Piece



RS01
Rod Nut



RS02M, RS02F
Steel Bar



RS03
Rod Base



RS04
Middle Glass Support Base



RS05
Outside Glass Support Base



RS07
Rod Base



RS08
Rod Base



RS09
Glass Support Base



RS12
Ceiling Base Mount-A Type



RS13
Middle Glass Support Base



RS14
Bored Hole Base for Glass



RS16
Bored Hole Base for Glass



RS21
Upper Stand



RS22
Lower Stand



RS23
Lighting Hardware Set

ITEM NO.	CODE
S32.RS01.MN	F04.05.055
S32.RS02M.CP	F04.05.056
S32.RS02F.CP	F04.05.057
S32.RS03.MN	F04.05.058
S32.RS04.MN	F04.05.059
S32.RS05.MN	F04.05.060
S32.RS07.MN	F04.05.061
S32.RS08.MN	F04.05.062
S32.RS09.MN	F04.05.063
S32.RS12.MN	F04.05.064
S32.RS13.MN	F04.05.065
S32.RS14.MN	F04.05.066
S32.RS16.MN	F04.05.067
S32.RS21.MN	F04.05.068
S32.RS22.MN	F04.05.069
S32.RS23.MN	F04.05.070

**CONCEALED HINGE
SLIDE ON**

- Opening degree : 93°
- Depth of hinge cup : 12.8 mm
- Diameter of hinge cup : 40 mm
- Dimension of door (K) : 3-15 mm
- Packing : per piece



Full overlay Half overlay Inset

ITEM NO.	SAP CODE	DESCRIPTION
S32.R642A.0	F03.01.010	Full
S32.R642B.8	F03.01.012	Half
S32.R642C.15	F03.01.011	Inset


- Finish : NP
- Opening Degree : 110°
- Depth of hinge cup : 11.3mm
- Diameter of hinge cup : 35mm
- Dimension of door (K) : 3-7mm
- For door thickness : 14-26mm
- Mounting Plate : 4 holes
- Packing : per piece



ITEM NO	OLD CODE	NEW CODE
S32.SH85.15	130.30.134	


APPLICATION	MOUNTING PLATE
Full	4 holes

**HYDRAULIC BUFFER HINGE
CLIP-ON**



ITEM NO.	SAP CODE	DESCRIPTION
EURO.H95.8	130.60.150	Half
EURO.H95.15	130.60.160	Inset

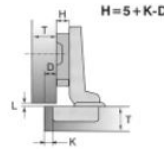
**SOFT CLOSE CONCEALED HINGE
CLIP-ON**



ITEM NO.	SAP CODE	DESCRIPTION
EURO.H90.#8	130.60.180	Half
EURO.H90.#15	130.60.190	Inset

**HYDRAULIC SOFT CLOSE HINGE
(SLIDE ON TYPE)**

- Material : Zinc Alloy
- Finish : NP
- Opening Degree : 110°
- Depth of hinge cup : 11.3mm
- Diameter of hinge cup : 35mm
- Dimension of door (K) : 3-7mm
- For door thickness : 14-26mm
- Packing : per piece



ITEM NO	OLD CODE	NEW CODE
EURO.SH80.8	130.14.108	

APPLICATION	MOUNTING PLATE
Half	4 holes

**TWO-WAY SOFT CLOSING CONCEALED HINGE
(INSEPERABLE CLIP)**

- Opening Degree : 105°
- Depth of hinge cup : 11.5mm
- Diameter of hinge cup : 35mm
- Thickness of door (K) : 3-7mm
- For door thickness : 14-22mm
- Open-Close test : passed over 30,000
- Packing : 2 pcs./pack



ITEM NO	OLD CODE	NEW CODE
BSR.FR84.0.PCK	130.15.830	F03.03.035
BSR.FR84.8.PCK	130.15.840	F03.03.036
BSR.FR84.15.PCK	130.15.850	F03.03.037

APPLICATION	MOUNTING PLATE
Full	4 holes
Half	4 holes
Inset	4 holes

**PUSH OPEN HINGE
(SLIDE ON TYPE)**

- Angle Opening Degree : 105°-90°
- Diameter of hinge cup : Ø35mm hole
- Thickness of hinge cup : 14mm
- Door Dimension (K) : 3-7mm
- For door thickness (T) : 14-20mm
- Material : Steel
- Packing : per piece



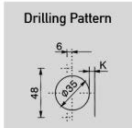
ITEM NO	OLD CODE	NEW CODE
UTA.PH84.0	130.37.211	

APPLICATION	MOUNTING PLATE
Full	4 holes

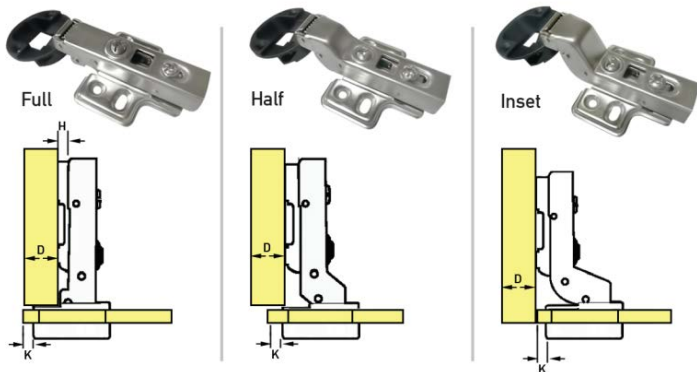
SOFT CLOSE CONCEALED HINGE

for Glass Round Cover Cap

- Angle Opening Degree : 90°-110°
- Diameter of Hinge Cup : Ø35 mm Hole
- Thickness of Hinge Cup : 11.5 mm Thick
- Door Dimension (K) : 3 - 7 mm
- For Glass Thickness (T) : 6 mm Thick
- Material : Steel
- Packing : per pack (2pcs.)



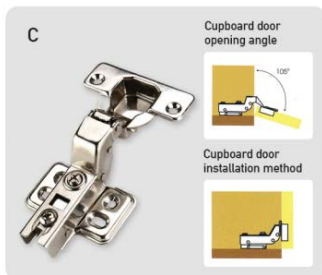
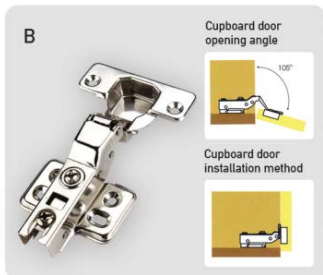
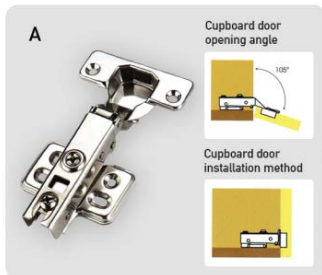
H = Height of mounting plate
K = Drilling distance from the edge of the door to the edge of the hole
D = Required door overlay



ITEM NO	CODE	DESCRIPTION
BSR.FR40.#0.PCK	F04.12.013	Full Overlay
BSR.FR40.#8.PCK	F04.12.014	Half Overlay

SUS304 SOFT CLOSE CONCEALED HINGE SLIDE-ON TYPE

- Material : Stainless Steel SUS304
- Finish : Stainless Steel
- Opening Degree : 105°
- Diameter of hinge cup : 35mm
- Door distance : 3-7mm
- For door thickness : 14-21mm
- Load Test : passed 75 pounds
- Open-Close Test : passed over 50,000
- Includes : Cover Cap
- Packing : per pack (2pcs.)



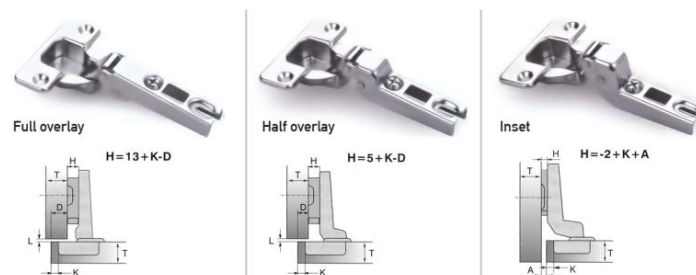
ITEM NO	CODE	DESCRIPTION
S32.SH90.#0.PCK	F04.12.011	Full Overlay
S32.SH90.#8.PCK	F04.12.012	Half Overlay

HYDRAULIC BUFFER HINGE (Slide On Type)

- Material : Zinc Alloy
- Finish : NP
- Opening degree : 110°
- Depth of hinge cup : 11.3 mm
- Diameter of hinge cup : 35 mm
- Dimension of door (K) : 3-7 mm
- For door thickness : 14-26 mm
- Packing : per pack (2pcs.)



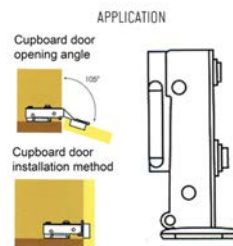
H - height of mounting plate
K - drilling distance from the edge of the door to the edge of the hole
D - required door overlay
A - gap between door and side panel
L - gap between door and carcass



ITEM NO	CODE	DESCRIPTION
EURO.SH88.0.PCK	F04.12.009	Full Overlay
EURO.SH88.8.PCK	F04.12.010	Half Overlay

SUS304 CONCEALED HINGE

- Finish : Nickel Plated
- Diameter of Hinge Cup : 35mm
- Packing : per pack (2pcs.)



ITEM NO	CODE	DESCRIPTION
EURO.SH70.#0.PCK	F04.12.015	Full Overlay

**PUSH OPEN HINGE
(SLIDE ON TYPE)**



ITEM NO	OLD CODE	NEW CODE
S32.PH83.0	130.40.800	F03.10.030
S32.PH83.15	130.40.815	

APPLICATION	MOUNTING PLATE
Full	2 holes
Inset	2 holes

GLASS HINGE COVER CAP

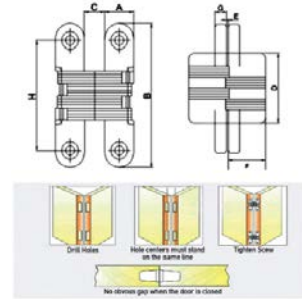
- Material : ABS
- Finish : Gold Plated
- Description : Ø33mm Round Cover Cap
- Packing : per piece



ITEM NO	OLD CODE
S32.SH26.GP	130.30.128

INVISIBLE HINGE

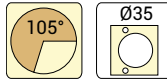
- Material : Zinc Alloy, Steel, Nylon Washer
- Finish : Satin Nickel, Satin Brass
- Door Thickness : 18-25mm
- Application : for Wood and Metal
- Packing : per piece



ITEM NO	CODE	A	B	C	D
S32.IH203.SB	F03.08.007	12	60	9	30
E	F	G	H		
0.8	18	6	46		

HYDRAULIC BUFFER HINGE INSEPERABLE CLIP

*USL



- Material : Steel
- Depth of the Cup : 11.3mm
- Door Drilling Distance (K) : 3 to 7mm
- Door Thickness : 14-22mm
- Mounting Plate : 4 holes
- Packing (Screws Included) : Per Pack (2pcs.)

• Passed 80,000 cycles



FULL



HALF



INSET

ITEM NO.	CODE
S32.FR79.0.PCK	F03.03.044
S32.FR79.8.PCK	F03.03.045
S32.FR79.15.PCK	F03.03.046

PNEUMATIC SUPPORT



ITEM NO.	SAP CODE	DESCRIPTION	PRICE
EURO.K612.120N	135.10.295	120N	175.00

AERO FLAP



ITEM NO.	SAP CODE	DOOR HEIGHT
FGV.FLAP.R30	135.35.360	450, 600, & 660mm
FGV.FLAP.S30	135.35.380	720 & 800mm

PNEUMATIC SUPPORT

- Material : Steel, Nylon
- Finish : PC
- Description : Gas spring stay with 3 plates
- Opening angle : 70°, 90°, 110°
- Mounting : Left & Right
- Cylinder Diameter : Ø15mm
- Rod Diameter : Ø6mm
- Length : 243mm
- Hole to Hole : 250mm
- Packing : per pair



ITEM NO	OLD CODE	NEW CODE
S32.K618.80N.GRY	135.10.385	
S32.K618.100N.GRY	135.10.390	
S32.K618.120N.GRY	135.10.395	

CAPACITY	LOAD FORCES	FINISH
8kg	80N	Gray
10kg	100N	Gray
12kg	120N	Gray

FREE STOP GAS SPRING (FOR TATAMI)

- Material : Nickel
- Finish : Satin Nickel
- Capacity : 10kg
- Capacity Depth : 230mm
- Door Height : 500mm
- Door Width : 500mm
- Load Weight : 3kg
- Packing : per piece



Note: Mounting accessories included
Handle Best Match with FH074

ITEM NO.	CODE	MOUNTING
S32.K319F	F03.07.005	Left & Right

VERTICAL SWING LIFT-UP MECHANISM

- Material : ABS
- Door Thickness : 17mm-20mm Thick
- Door Width : 450mm-900mm
- Door Weight : 7kgs-8kgs Door
- Packing : per set

PARTS DESCRIPTION / FITTINGS	
 RIGHT & LEFT HAND SIDE BODY 1 PAIR	 OFF-SET HINGE 2 PCS.
 PAN HEAD SCREW (Ø3.5 x 17MM/Ø3.5 x 25MM) 8 PCS. / 4 PCS.	 RUBBER BUMPER 2 PCS.
 FLAT HEAD SCREW (Ø3.5 x 15MM) 8 PCS.	 MOUNTING PLATE (Ø6FN-SD) 2 PCS.
	 HEX KEY L-WRENCHES SIZES: 2MM, 4MM & 7MM 1 PC PER SIZE

ITEM NO	OLD CODE	NEW CODE
S32.B594.SS	135.50.594	

APPLICATION
For wooden & Aluminum Door

LID STAY

- Material : Zinc Alloy/Steel
- Finish : NP
- Opening angle : 75°, 90° or 110°
- Packing : per piece



ITEM NO	OLD CODE	NEW CODE
S32.K268.NK	135.10.161	F03.07.003

MOUNTING
Left & Right, For heavy door

LID STAY BRACKET FOR AF15/23

- Finish : Nickel Plated
- Packing : per piece



ITEM NO	OLD CODE
S32.AFB114	135.15.114

PARALLEL LIFT UP FRONT FITTING W/ SOFT CLOSE FUNCTION

- Material : Zinc Alloy, Plastic
- Min Size of Cabinet : Height : Min. 450mm - Max. 700mm
- Finish : Depth : Min. 250mm
- Packing : Gray



ITEM NO	OLD CODE	NEW CODE
S32.KS01A	135.21.016	
S32.KS01B	135.21.017	

WIDTH APPLICATION
600-700mm Suitable for Wood
800-900mm and aluminum Doors

SWING UP FRONT FITTING W/ SOFT CLOSE FUNCTION

- Material : Zinc Alloy, Plastic
- Min Size of Cabinet : Height : Min. 450mm - Max. 700mm
- Finish : Depth : Min. 250mm
- Packing : Gray



ITEM NO	OLD CODE	NEW CODE
S32.KS02A	135.21.018	F03.07.028
S32.KS02B	135.21.019	F03.07.029

WIDTH APPLICATION
600-700mm Suitable for Wood
800-900mm and aluminum Doors

LID STAY

- Material : Zinc Alloy
- Finish : Steel, White plastic coated
- Opening angle : 110°
- Packing : per pair

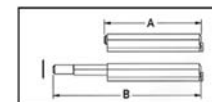


ITEM NO	OLD CODE	NEW CODE
S32.K607	135.10.607	F03.07.036

MOUNTING
Left & Right

MAGNETIC PUSH LATCH

- Material : POM
- Packing : per piece



ITEM NO	OLD CODE	NEW CODE
S32.PHL02.GRY	130.40.200	F03.10.029

A	B
61	74

SLAM LOCK

- Finish : NP
- Packing : per piece



ITEM NO	OLD CODE	NEW CODE
BM.SL6102.22NK	140.10.610	F12.02.010

CYLINDER Ø	CYLINDER HOUSING LENGTH
Ø19mm	22mm

DIGITAL SLAM LOCK



Horizontal
(use for drawers)

ITEM NO	OLD CODE	NEW CODE
S32.DSL4102H.BK	140.25.250	
S32.DSL4102V.BK	140.25.255	F12.02.030

MOUNTING	SIZE (L x W)
Horizontal	108mm x 28mm
Vertical	108mm x 28mm

CAM LOCK HIGH SECURITY KEY

- Finish : Nickel
- Packing : per pair




ITEM NO	OLD CODE
BM.L1476	140.10.544

NEW CODE
F12.02.009

SLAM LOCK, HORIZONTAL

- Material : Plastic
- Finish : Black
- Battery : use 2pcs AAA 1.5V
- Features : 15 digit password length
- Mounting : automatic password saves even without battery.
- low-power (battery) warning alarm for maliciously input (4x) no key needed
- S32.DSL4102H-2B.BK-Horizontal
- S32.DSL4102V-2B.BK-Vertical
- Packing : per set



ITEM NO	OLD CODE
S32.DSL4102H-2B.BK	140.25.251
S32.DSL4102V-2B.BK	140.25.256

NEW CODE	SIZE (L x H)
F12.03.017	105mm x 25mm
F12.02.031	105mm x 25mm

CYLINDER KEY

- Packing : per piece



ITEM NO	OLD CODE
S32.DL438CK	140.25.240

NEW CODE
F12.03.016

**DRAWER LOCK (HIGH SECURITY)
1920 Key Combination, Removable Core**

- Material : Zinc Alloy
- Finish : NK
- Packing : per piece



ITEM NO	OLD CODE	NEW CODE
S32.DL438K.22NK	140.25.238	F12.03.014

CYLINDER Ø	CYLINDER HOUSING LENGTH
Ø18mm	22mm

MASTER KEY for DL438K

- Packing : per piece



ITEM NO	OLD CODE
S32.DL438MK	140.25.239

NEW CODE	PRICE
F12.03.015	150.00

SHUTTER LOCK

- Finish : NP
- Packing : per piece

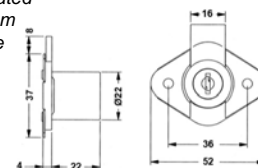


ITEM NO	OLD CODE	NEW CODE
BM.SL6110.22NK	140.10.611	F03.10.025

CYLINDER Ø	CYLINDER HOUSING LENGTH	PRICE
Ø19mm	22mm	160.00

PUSH LOCK

- Finish : Nickel Plated
- Panel Thickness : max.22mm
- Packing : Per Piece



Note: Set with 1 Striking Plate, 2 Keys

ITEM NO.	CODE	A x B	MATERIAL
S32.DL106.22NK	F12.02.021	Ø22 x 22mm	Zinc Alloy

LARDER UNIT 12 BASKET



- Material : Stainless Steel
- Description : 6 Big Baskets, 6 Small Basket
- Packing : per Piece

ITEM NO.	CODE	DIMENSION (W x D x H)	CARCASE (T)
KCH.W1245.SS	F11.15.003	385 x 500 x 1820mm	450mm

MAGIC CORNER SOFT CLOSING



- Material : Stainless Steel
- Description : 4 Baskets
- Packing : per Piece

ITEM NO.	CODE	DIMENSION (W x D x H)	CARCASE (T)	MOUNT
KCH.W490L.SS	F11.15.001	860 x 510 x 630mm	900mm	Left
KCH.W490R.SS	F11.15.002	860 x 510 x 630mm	900mm	Right

PULL DOWN LIFT BASKET SOFT CLOSING



- Material : Stainless Steel
- Description : 2 Layer
- Includes : 2 Drip Tray
- Packing : per Piece

ITEM NO.	CODE	DIMENSION (W x D x H)	CARCASE (T)
KCH.W280.SS	F11.22.001	762 x 265 x 555mm	800mm

MULTI-PURPOSE PULL OUT BASKET SOFT CLOSING



- Material : Stainless Steel
- Includes : Drip Tray, Front Bracket, Knife Rack (plastic), Chopstick Rack (plastic)
- Packing : per Piece

ITEM NO.	CODE	DIMENSION (W x D x H)	CARCASE (T)
KCH.WB30.SS	200.15.030	236 x 475 x 455mm	300mm
KCH.WB35.SS	200.15.035	286 x 475 x 455mm	350mm



Side Mount Pullout - 2 Basket

- Side Mount Pullout Organiser
- 2 Basket
- Grass Full Extension 40kg Soft Close Drawer Slides
- Solid (MRPB) Gray Melamine Base
- High Quality Orion Gray Plating
- Suit 150mm external cabinet width
- Door Mounted
- Left side mounting
- Passed 300 Hours Salt Spray Test
- Made In Italy

Item No.	Code	W	D	H	Finish
SG.002.150	205.30.100	150	110	500	Orion Gray



X: 150
X: 110
Y: 505
Z: 515

X: minimum internal cabinet width
Y: minimum internal cabinet depth
Z: minimum internal cabinet height



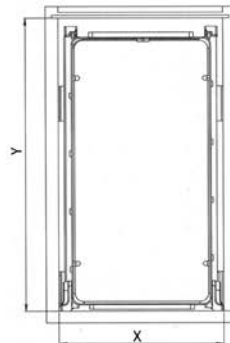
ITEM NO.	SAP CODE	PRICE
SG.002.150	205.30.100	5,265.00



Bottom Mount Pullout – 2 Basket

- Bottom Mount Pullout Organiser
- 2 Basket
- Grass Full Extension 40kg Soft Close Drawer Slides
- Solid (MRPB) Gray Melamine Base
- High Quality Orion Gray Plating
- Suit 400mm external cabinet width
- Door Mounted
- Passed 300 Hours Salt Spray Test
- Made In Italy

Item No.	Code	W	D	H	Finish
SG.004.400	205.30.105	400	360-368	500	Orion Gray




X: 400
X: 360
Y: 505
Z: 525

X: minimum internal cabinet width
Y: minimum internal cabinet depth
Z: minimum internal cabinet height



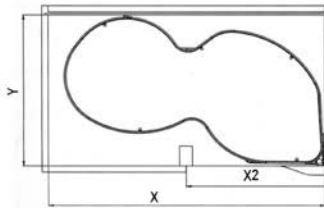

ITEM NO.	SAP CODE
SG.004.400	205.30.105



Pullout Swing Corner Shelf

- Pullout Shelves for Corner Cabinets
- Easy Installation onto existing cabinet shelf
- Retrofittable
- 20kg Load Capacity per shelf
- Solid (MRPB) Gray Melamine Base
- 2 Storage Shelves
- High Quality Orion Gray Plating
- Available to suit Left or Right Hand Opening
- To suit 900mm External Cabinet Width
- Passed 300 Hours Salt Spray Test
- Made In Italy

Item No.	Code		W	D	H	Finish	Version
SG.371L.900	205.30.145	900	450	490	150	Orion Gray	Left Side
SG.371R.900	205.30.150	900	450	490	150	Orion Gray	Right Side



X: minimum internal cabinet width
 X2: door width
 Y: minimum internal cabinet depth
 Z: minimum internal cabinet height

450
 X: 860
 X2: 450
 Y: 490
 Z: 150



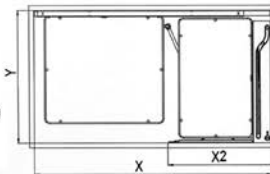
ITEM NO.	SAP CODE
SG.371L.900	205.30.145



Pullout Corner Unit

- Pullout Storage for Corner Cabinets
- Soft Opening and Soft Closing
- 2 Internal Baskets with 2 Door Mounted Baskets
- Internal Frame moves forward through door opening action.
- 35kg Load Capacity (15kg front + 20kg back)
- Solid (MRPB) Gray Melamine Base
- High Quality Orion Gray Plating
- Available to suit Left or Right Hand Opening
- To suit 900mm External Cabinet Width
- Passed 300 Hours Salt Spray Test
- Made In Italy

Item No.	Code		W	D	H	Finish	Version
SG.350L.900	205.30.135	900	810-1010	470	600	Orion Gray	Left Side
SG.350R.900	205.30.140	900	810-1010	470	600	Orion Gray	Right Side



X: minimum internal cabinet width
 X2: door width
 Y: minimum internal cabinet depth
 Z: minimum internal cabinet height

900
 X: 810-1100
 X2: 450-450
 Y: 470
 Z: 600



ITEM NO.	SAP CODE
SG.350L.900	205.30.135
SG.350R.900	205.30.140

Pullout Pantry 5 Baskets

Item No.	Code	W	D	H
		400	500	1615-1915

Includes: SIGE.253+ : 5 pcs. Basket
 SIGE.255M : Frame set
 SIGE.257K : Slide kit set

Orion Gray Finish

ITEM NO.	SAP CODE
SG.255.400.5B	205.30.115



Pullout Pantry Basket

- Basket to suit Pullout Pantry unit
- Solid (MRPB) Gray Melamine Base
- High Quality Orion Gray Plating
- Available to suit 300mm, 400mm and 500mm Pantry Widths
- Passed 300 Hours Salt Spray Test
- Made In Italy



Baskets
(actual finish)

Item No.	W	D	H
SIGE.253+	400	330	440

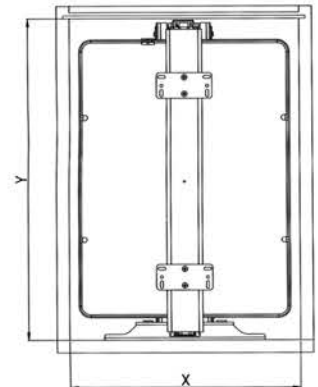
Pullout Pantry Frame

- Pantry Frame to suit Pullout Pantry
- Height Adjustable
- Made In Italy

Item No.	W	D	H
SIGE.255M		500	1615-1915
SIGE.255A		500	1880-2180



Frame



W: 400
 X: 360
 Y: 505

X: minimum internal cabinet width
 Y: minimum internal cabinet depth

Pullout Pantry Slide Kit

- Full Extension Soft Close Slides
- 80kg Load Capacity
- Includes Door Brackets
- To suit 300mm, 400mm and 500mm Pantry Widths
- Made In Italy

Item No.	W	D	H
SIGE.257K	350	500	

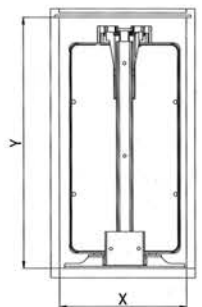


Slide Kit



Rotating Pullout Larder

- Pullout Larder Dispenser
- Soft Opening and Soft Closing
- 5 Internal Baskets
- 120kg Load Capacity
- Solid (MRPB) Gray Melamine Base
- High Quality Orion Gray Plating
- Passed 300 Hours Salt Spray Test
- Made In Italy



W	D	H	Finish
400	350	500	1880-2200 Orion Gray

X: 400
 X: 360
 Y: 505
 Z: 1880-2200

X: minimum internal cabinet width
 Y: minimum internal cabinet depth
 Z: minimum internal cabinet height

ITEM NO.	SAP CODE
SG.265.400	205.30.130



installation sample picture

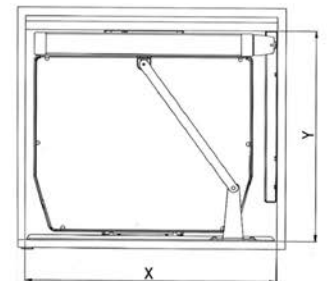
Pullout Tandem

- Pullout Tandem Dispenser
- Soft Opening and Soft Closing
- 6 Internal Baskets
- Solid (MRPB) Gray Melamine Base
- Tall (Reversible)
- High Quality Orion Gray Plating
- Passed 300 Hours Salt Spray Test
- Made In Italy



Baskets
(actual finish)

W	D	H	Finish
450	410	470	Orion Gray



□ 450
 X: 410
 Y: 470
 Z: 1880

X: minimum internal cabinet width
 Y: minimum internal cabinet depth
 Z: minimum internal cabinet height

ITEM NO.


SG.295.450

SAP CODE

205.30.125

|

SIDE PANTRY PULL OUT



- Material : SUS304 Stainless Steel
- Finish : Polished Stainless Steel
- Packing : Per set



ITEM NO.	OLD CODE	NEW CODE
KCH.W220.PSS	210.10.220	F11.09.002
KCH.W230.PSS	210.10.230	F11.09.003

DIMENSION (L x W x H)	CARCASE WIDTH
436 X 106 X 100 MM	200 MM
436 X 205 X 100 MM	300 MM

UNDER SINK ORGANIZER

- Material : SUS304 Stainless Steel
- Finish : Polished Stainless Steel
- Packing : Per set



ITEM NO.	OLD CODE	NEW CODE
KCH.WL200.PSS	210.10.200	F11.09.001

DIMENSION (L x W x H)	CARCASE WIDTH
472X 112 X 76 MM - 450 X 200 X 76 MM	350 MM

FRONT BRACKET FOR DRAWERS

- Material : Steel
- Finish : Polished Stainless Steel
- Packing : per pair



ITEM NO.	OLD CODE
OPT.FB01	200.15.100

NEW CODE
F11.11.009

PULL-OUT WIRE BASKET W/ HEAVY DUTY FULL EXTENSION BALL BEARING SLIDE



ITEM NO.	OLD CODE	NEW CODE
OPT.400.PSS	200.10.400	F11.11.002
OPT.450.PSS	200.10.450	F11.11.003
OPT.500.PSS	200.10.500	F11.11.004
OPT.600.PSS	200.10.600	F11.11.005
OPT.700.PSS	200.10.700	F11.11.006
OPT.800.PSS	200.10.800	F11.11.007
OPT.900.PSS	200.10.900	F11.11.008
OPT.350T.PSS	200.20.350	F11.11.012
OPT.400T.PSS	200.20.400	F11.11.013
OPT.450T.PSS	200.20.450	F11.11.014
OPT.500T.PSS	200.20.500	F11.11.015
OPT.600T.PSS	200.20.600	F11.11.016
OPT.700T.PSS	200.20.700	F11.11.017
OPT.800T.PSS	200.20.800	F11.11.018
OPT.900T.PSS	200.20.900	F11.11.019

DIMENSION (L x W x H)	CARCASE WIDTH	PRICE
310 X 440 X 130 MM	400 MM	1,625.00
360 X 440 X 130 MM	450 MM	1,890.00
410 X 440 X 130 MM	500 MM	1,935.00
510 X 440 X 130 MM	600 MM	2,090.00
610 X 440 X 130 MM	700 MM	2,395.00
710 X 440 X 130 MM	800 MM	2,715.00
810 X 440 X 130 MM	900 MM	3,025.00
260 X 440 X 130 MM	350 MM	1,870.00
310 X 440 X 130 MM	400 MM	1,975.00
360 X 440 X 130 MM	450 MM	2,290.00
410 X 440 X 130 MM	500 MM	2,430.00
510 X 440 X 130 MM	600 MM	2,545.00
610 X 440 X 130 MM	700 MM	2,870.00
710 X 440 X 130 MM	800 MM	3,245.00
810 X 440 X 130 MM	900 MM	3,455.00

MULTI-PURPOSE WIRE BASKET (PLATES, GLASS & CUPS) W/ HEAVY DUTY FULL EXTENSION BALL BEARING SLIDE

- Material : SUS202 Stainless Steel
- Finish : Polished Stainless Steel
- Packing : Per piece



ITEM NO.	OLD CODE	NEW CODE
OPT.PG600T.PSS	200.25.600	F11.11.026
OPT.PG700T.PSS	200.25.700	F11.11.028
OPT.PG800T.PSS	200.25.800	F11.11.029
OPT.PG900T.PSS	200.25.900	F11.11.030

DIMENSION (L x W x H)	CARCASE WIDTH
565 X 450 X 130 MM	600 MM
665 X 450 X 130 MM	700 MM
765 X 450 X 130 MM	800 MM
865 X 450 X 130 MM	900 MM

ADD ONS PLATE RACK

- Material : SUS202 Stainless Steel
- Finish : Polished Stainless Steel
- Packing : Per piece



ITEM NO.	OLD CODE	NEW CODE
OPT.S101.PSS	200.30.101	F11.11.031

DIMENSION (L x W x H)
405 X 280 X 97 MM

ADD ONS GLASS RACK

- Material : SUS202 Stainless Steel
- Finish : Polished Stainless Steel
- Packing : Per piece



ITEM NO.	OLD CODE	NEW CODE
OPT.S102.PSS	200.30.102	F11.11.032

DIMENSION (L x W x H)
397 X 190 X 97 MM

ADD ONS SPOON & FORK

- Material : SUS202 Stainless Steel
- Finish : Polished Stainless Steel
- Packing : Per piece



ITEM NO.	OLD CODE	NEW CODE
OPT.S103.PSS	200.30.103	F11.11.033

DIMENSION (L x W x H)
400 X 112 X 100 MM

TRIPLE LAYER PULL OUT

- Material : Stainless Steel
- Finish : Polished Stainless Steel
- Packing : Per set



ITEM NO.	OLD CODE	NEW CODE
OPT.S320.PSS	205.20.320	F11.11.035
OPT.S330.PSS	205.20.330	F11.11.036

DIMENSION (L x W x H)	CARCASE WIDTH
470 X 150 X 530 MM	200 MM
470 X 230 X 530 MM	300 MM

SINK ORGANIZER

- Material : SUS202 Stainless Steel
- Finish : Polished Stainless Steel
- Packing : Per piece



Spare Tray

ITEM NO.	NEW CODE
OPT.S505.PSS	F11.11.037

DIMENSION (L x W x H)	CARCASE WIDTH
475 X 230 X 430 MM	300 MM

ITEM NO.	NEW CODE	CARCASE WIDTH
OPT.T350	F11.11.020	350 MM
OPT.T400	F11.11.021	400 MM
OPT.T500	F11.11.023	500 MM
OPT.T600	200.21.600	600 MM
OPT.T800	F11.11.025	800 MM
OPT.T900	200.21.900	900 MM

LARDER UNIT, 12 BASKET, 6 BIG, 6 SMALL

- Material : SUS304 Stainless Steel
- Finish : Stainless Steel (SS)
- Packing : Per set



ITEM NO.	OLD CODE	NEW CODE
KCH.W1245.SS	200.15.093	F11.15.003

DIMENSION (L x W x H)	CARCASE WIDTH
385 X 500 X 1820 MM	450 MM

QUARTER ROUND CAROUSEL

- Material : SUS304 Stainless Steel
- Finish : Polished Stainless Steel
- Packing : Per set



ITEM NO.	OLD CODE	NEW CODE
KCH.W820.PSS	210.10.820	F11.16.010

DIMENSION (L x W x H)	CARCASE WIDTH
820 X 820 X (720-1200) MM	860 X 860 X (720-1200) MM

QUARTER ROUND CAROUSEL

- Material : SUS202 Stainless Steel
- Finish : Polished Stainless Steel
- Packing : Per set



ITEM NO.	OLD CODE	NEW CODE
OPT.S502.PSS	205.20.502	F11.16.003

DIMENSION (L x W x H)	CARCASE WIDTH
710 X 565 - 790MM	800 MM

SOFT CLOSE GRASS MAGIC CORNER (LEFT / RIGHT)

- Material : Stainless Steel
- Finish : Polished Stainless Steel
- Packing : Per set



ITEM NO.	OLD CODE	NEW CODE
OPT.GS504A.L.PSS	205.20.710	F11.16.007
OPT.GS504A.R.PSS	205.20.715	F11.16.008

DIMENSION (L x W x H)	CARCASE WIDTH
498 X 860 X 516 MM	900 - 1000 MM
498 X 860 X 516 MM	900 - 1000 MM

MAGIC CORNER LEFT / RIGHT

- Material : Stainless Steel
- Finish : Polished Stainless Steel
- Packing : Per set



ITEM NO.	OLD CODE	NEW CODE
OPT.S504A.L.PSS	205.20.504	F11.16.004
OPT.S504A.R.PSS	205.20.514	F11.16.006

DIMENSION (L x W x H)	CARCASE WIDTH
498 X 860 X 516 MM	900 - 1000 MM
498 X 860 X 516 MM	900 - 1000 MM

MAGIC CORNER LEFT / RIGHT

- Material : Stainless Steel
- Finish : Polished Stainless Steel
- Packing : Per set



ITEM NO.	OLD CODE	NEW CODE
OPT.S506.L/R.PSS	205.20.506	F11.16.005

DIMENSION (L x W x H)	CARCASE WIDTH
485 X 660 X 595 MM	900 MM

LARDER UNIT - 10 BASKET (366 X 110 X 78 NN SMALL) (400 X 310 X 77 MM BIG)

- Material : SUS304 Stainless Steel
- Finish : Polsihed Stainless Steel
- Packing : Per set



ITEM NO.	OLD CODE	NEW CODE
KCH.W1045.PSS	210.10.145	F11.19.001

DIMENSION (L x W x H)	CARCASE WIDTH
420 X 550 X 1718 MM	450 MM

CHEF PANTRY LARDER UNIT, 15 BASKET (300 X 80 X 70 MM SMALL) (364 X 196 X 80 MM BIG)

- Material : SUS304 Stainless Steel
- Finish : Polsihed Stainless Steel
- Packing : Per set



ITEM NO.	OLD CODE	NEW CODE
KCH.W1545.PSS	210.10.545	F11.19.005

DIMENSION (L x W x H)	CARCASE WIDTH
450 X 550 X 1275 MM	450 MM

CHEF PANTRY LARDER UNIT, 21 BASKET (300 X 80 X 70 MM SMALL) (364 X 196 X 80 MM BIG)

- Material : SUS304 Stainless Steel
- Finish : Polsihed Stainless Steel
- Packing : Per set



ITEM NO.	OLD CODE	NEW CODE
KCH.W2145.PSS	210.10.245	F11.19.002

DIMENSION (L x W x H)	CARCASE WIDTH
464 X 564 X 1844 MM	450 MM

PULL OUT PANTRY 5 BASKET, BASKET SIZE 345 X 440 X 74 MM

- Material : SUS304 Stainless Steel
- Finish : Polsihed Stainless Steel
- Packing : Per set



ITEM NO.	OLD CODE	NEW CODE
KCH.W405.PSS	210.10.405	F11.19.003
KCH.W406.PSS	210.10.406	F11.19.004

DIMENSION (L x W x H)	CARCASE WIDTH
400 X 500 X 1565	400 MM
400 X 500 X 1865	400 MM

MULTI PURPOSE RACK

- Material : SUS304 Stainless Steel
- Finish : Polished Stainless Steel (PSS)
- Packing : Per piece



ITEM NO.	OLD CODE	NEW CODE
KCH.W005.PSS	260.10.005	F11.03.004

DIMENSION / SIZE
451mm(L) x 160mm(W) x 268mm(H)

TWO LAYER SHELF RACK

- Material : SUS304 Stainless Steel
- Finish : Polished Stainless Steel (PSS)
- Packing : Per piece



ITEM NO.	OLD CODE	NEW CODE
KCH.W003.PSS	260.10.003	F11.03.003

DIMENSION / SIZE
400mm(L) x 180mm(W) x 424mm(H)

CORNER RACK

- Material : SUS304 Stainless Steel
- Finish : Polished Stainless Steel (PSS)
- Packing : Per piece



ITEM NO.	OLD CODE	NEW CODE
KCH.W006.PSS	260.10.006	F11.03.005

DIMENSION / SIZE
317mm(L) x 317mm(W) x 276mm(H)

BOWL AND DISH HOLDER

- Material : SUS304 Stainless Steel
- Finish : Polished Stainless Steel (PSS)
- Packing : Per piece

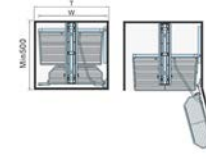


ITEM NO.	OLD CODE	NEW CODE
KCH.W008.PSS	260.10.008	F11.03.006

DIMENSION / SIZE
413mm(L) x 266mm(W) x 331mm(H)

LARDER UNTI 12 BASKET

- Material : SUS304 Stainless Steel
- Description : 6 Big Baskets, 6 Small Basket
- Packing : Per piece



ITEM NO.	OLD CODE	NEW CODE
KCH.W1245.SS	200.15.093	

DIMENSION (L x W x H)	CARCASE WIDTH
365 x 500 x 1820mm	450mm

BASKET FRAME STAND

- Material : Aluminum
- Finish : Gray
- Packing : per set



ITEM NO.	SAP CODE	DESCRIPTION
OPT.BF600.GY	200.11.600	for 350mm

MULTI PURPOSE BASKET

- Finish : PSS
- Packing : per set



ITEM NO.	SAP CODE	DESCRIPTION
OPT.PG800.PSS	200.25.905	800mm, w/o tray

SOFT CLOSE GRASS PULL OUT PANTRY 5 BASKET

- Material : Stainless Steel
- Finish : Polished Stainless Steel
- Packing : Per set



ITEM NO.	OLD CODE	NEW CODE
OPT.GS012.5PSS	205.20.700	F11.20.005
OPT.GS012.6PSS	205.20.705	F11.20.006

DIMENSION (L x W x H)	CARCASE WIDTH
510 X 350 X (1550 - 1850) MM	400 MM
510 X 350 X (1950 - 2250) MM	400 MM

SOFT CLOSE PULL OUT PANTRY 5 / 6 BASKET

- Material : Stainless Steel
- Finish : Polished Stainless Steel
- Packing : Per set



ITEM NO.	NEW CODE
KCH.R305S.PSS	F11.20.001
OPT.S012.5PSS	205.20.125
OPT.S012.6PSS	205.20.126
KCH.S012.5SC.PSS	F11.20.003

DIMENSION (L x W x H)	CARCASE WIDTH
495 x 240 x (1530-1760)mm	300mm
495 x 345 x (1530-1760)mm	400mm
495 x 345 x (1530-1760)mm	400mm
495 x 345 x (1530-1760)mm	400mm

LIFT BASKET

- Material : Steel
- Finish : CP
- Packing : per Set



ITEM NO.	SAP CODE	DESCRIPTION
KCH.P490.CP	210.15.161	900mm Cabinet

HAMPER BASKET

- Material : Stainless Steel
- Packing : per Set



ITEM NO.	SAP CODE	DESCRIPTION
VAS.HAMP12.SS	215.30.012	12" x18" x 6"
VAS.HAMP14.SS	215.30.014	14" x18" x 6"
VAS.HAMP16.SS	215.30.016	16" x18" x 6"
VAS.HAMP18.SS	215.30.018	18" x18" x 6"
VAS.HAMP20.SS	215.30.020	20" x18" x 6"

KITCHEN WIRE BASKETS

- Material : SUS304 Stainless Steel
- Finish : Stainles Steel
- Inclusion : 35mm Full Extension B/B Slide (H.D)
- Packing : Per Piece




VAS.GT
GLASS TRAY

ITEM NO.	SAP CODE	DESCRIPTION
VAS.GT.22SS	F11.12.013	22" X 18" X 3"

PLATES & SAUCERS WIRE BASKET

- Load Capacity : 20 kgs
- Packing : Per piece



*Hook detachable, sold separately.

ITEM NO.	CODE	DIMENSION (L x W x H)	CARCASE WIDTH
KCH.PL500.SS	F11.10.013	420 x 450 x 120 mm	500 mm

CUPS & GLASSES WIRE BASKET

- Load Capacity : 20 kgs
- Packing : Per piece



*Hook detachable, sold separately.

ITEM NO.	CODE	DIMENSION (L x W x H)	CARCASE WIDTH
KCH.CP600.SS	F11.10.011	520 x 450 x 120 mm	600 mm

PULL DOWN LIFT BASKET SOFT CLOSING


- Material : Stainless Steel
- Finish : Polished Stainless Steel
- Packing : Per piece



ITEM NO.	CODE	CARCASE WIDTH
KCH.W280.SS	F11.22.001	800 mm

**DIVIDER FOR S/S CUTLERY TRAY,
CONNECTOR FOR DIVIDER OF S/S CUTLERY TRAY**

- Material : Aluminum, Plastic
- Finish : Stainless Steel, Gray
- Packing : Per length, per pair



ITEM NO.	CODE	DIMENSION	INSTALLATION
S32.CDCT2.GRY	F11.02.032	-	Connector for DCT1000

CUTLERY TRAY DIVIDER (OPTIONAL)

- Material : PS
- Packing : per piece



ITEM NO.	CODE	LENGTH
KCH.CTD95.GRY	F11.02.012	95mm
KCH.CTD143.GRY	F11.02.016	143mm

CUTLERY TRAY

- Material : Stainless Steel
- Finish : Polished Stainless Steel
- Packing : Per set



CUTLERY TRAY

- Material : Polystyrene (PS)
- Finish : Gray (GRY), White (WHT)
- Set with : 1 pc CTD95.GRY
1 pc CTD143.GRY
- Packing : Per set



ITEM NO.	OLD CODE	NEW CODE
KCH.CT450B.GRY	240.50.130	F11.02.027

DIMENSION / SIZE	CARCASE
485-415mm X 385-315mm X 50mm	450m(W) x 500mm(L)

ITEM NO.	OLD CODE	NEW CODE
OPT.CT400B.GRY	240.50.125	
OPT.CT400B.WHT	240.50.126	

DIMENSION / SIZE	CARCASE
485-415mm X 330-260mm X 50mm	400m(W) x 500mm(L)
485-415mm X 330-260mm X 50mm	400m(W) x 500mm(L)

CUTLERY TRAY

- Material : Polystyrene (PS)
- Finish : Gray (GRY)
- Set with : 3 pcs CTD95.GRY
1 pc CTD143.GRY
- Packing : Per set



CUTLERY TRAY

- Material : Polystyrene (PS)
- Finish : Gray (GRY)
- Set with : 2 pcs CTD95.GRY
1 pc CTD143.GRY
- Packing : Per set



ITEM NO.	OLD CODE	NEW CODE
KCH.CT600B.GRY	240.50.140	F11.02.028

DIMENSION / SIZE	CARCASE
485-415mm X 530-460mm X 50mm	600m(W) x 500mm(L)

ITEM NO.	OLD CODE	NEW CODE
KCH.CT500B.GRY	240.50.135	

DIMENSION / SIZE	CARCASE
485-415mm X 430-360mm X 50mm	500m(W) x 500mm(L)

CUTLERY TRAY

- Material : Polystyrene (PS)
- Finish : Gray (GRY)
- Set with : 5 pcs CTD95.GRY
1 pc CTD143.GRY
- Packing : Per set



CUTLERY TRAY

- Finish : Gray
- Packing : per piece



ITEM NO.	OLD CODE	NEW CODE
KCH.CT800B.GRY	240.50.145	F11.02.029

DIMENSION / SIZE	CARCASE
485-415mm X 730-660mm X 50mm	800m(W) x 500mm(L)

ITEM NO.	SAP CODE	DESCRIPTION
OPT.VS60G.GRY	240.35.861	530x480x50mm

CUTLERY TRAY

- Finish : Gray
- Packing : per piece



ITEM NO.	SAP CODE	DESCRIPTION
OPT.CT7045H.GRY	240.30.501	390x490x45mm

CUTLERY TRAY

- Finish : Gray
- Packing : per piece



ITEM NO.	SAP CODE	DESCRIPTION
OPT.CT7060H.GRY	240.30.507	540x490x45mm

CUTLERY TRAY

- Finish : Gray
- Packing : per piece



ITEM NO.	SAP CODE	DESCRIPTION
OPT.CT7090H.GRY	240.30.513	940x490x45mm

CUTLERY TRAY

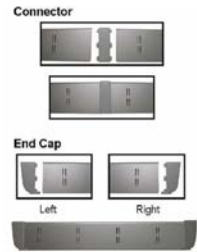
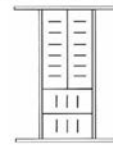
- Finish : White
- Packing : per piece



ITEM NO.	SAP CODE	DESCRIPTION
OPT.VS90W.WHT	240.35.901	830x480x50mm

CUTLERY TRAY FOR QUADROBOX

- Finish : White
- Packing : per piece


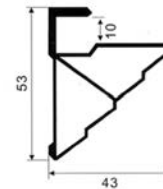


ITEM NO.	SAP CODE	DESCRIPTION
BSR.SSB.500	240.40.300	500mm Carcase Width

ALUM SHELF PROFILE

for 8 mm Thick Glass



- Material : Aluminum
- Length : 3 Meters
- Packing : per length



ITEM NO.	SAP CODE	DESCRIPTION
S32.ALP149.3M	260.20.149	for 8mm thick glass

CANTILEVER WALL SHELVING

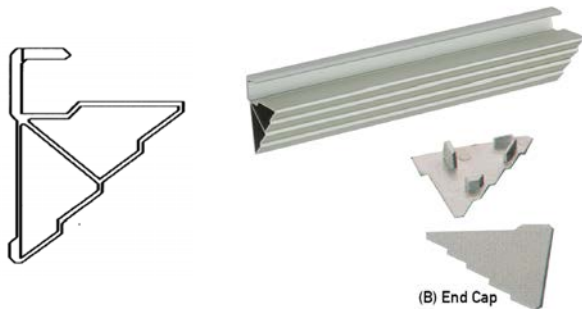
- Material : Aluminum
- Glass Thickness : 6mm
- Packing : Per piece



ITEM NO.	CODE	DIMENSION
TTN.3010.4M	F11.03.011	4mtrs(L)
TTN.3030.5IN	F11.03.013	5"(L)
TTN.3040	F11.03.014	90°(Corner)
TTN.8618.1B	F11.03.015	-

ALUMINUM WALL SEAL PROFILE, END CAP GRAY

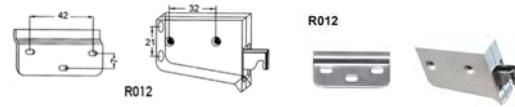
- Material : Aluminum, PVC
- Finish : Aluminum, Gray
- Installation : For 10mm Glass
- Packing : Per length, piece



ITEM NO.	CODE	LENGTH
TTN.AWP10.3MTRS	F11.03.001	3 MTRS
TTN.AWP10E	F11.03.002	

CABINET SUSPENSION FITTING

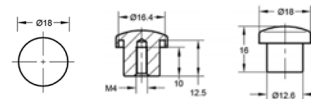
- Material : ABS
- Finish : White
- Installation : For wall
- Packing : Per set (2sets/pair)



ITEM NO.	CODE
S32.R012.WHT	F11.04.004

END CAP FOR TUBE

- Material : Stainless Steel
- Finish : Polished Stainless Steel
- Packing : Per Pair



ITEM NO.	CODE	PRICE
S32.WF5004.PSS	F11.03.010	95.00

TUBE RAIL FOR KITCHEN RAILING

- Material : Stainless Steel
- Finish : Polished Stainless Steel
- Packing : Per Length



ITEM NO.	CODE	DIMENSION
KCH.WF164.PSS	F11.03.008	1200mm(L) x Ø16mm(D) 1.2mm(T)

ROLLER SHUTTER SMART BOX



ITEM NO.	SAP CODE	DESCRIPTION
S32.ARS614.SB900X1500	265.60.539	Aluminum
S32.PRS.900X1400.SS	265.70.160	SS
S32.SB.600X1500.HAIRLINE	265.90.200	Smartbox, SS Hairline

BUILT-IN WASTE BIN

- Material : Stainless Steel
- Finish : Black, Gray
- Capacity : 10 Liters
- Packing : Per piece



ITEM NO.	CODE
OPT.WB306BK.SS	F11.05.014

ELEGANT STEP-BIN

- Material : Stainless Steel
- Finish : Satin Stainless Steel (SSS)
- Capacity : 40 Liters
- Packing : Per piece



ITEM NO.	OLD CODE	NEW CODE
UL.8540.SSS	250.35.854	F11.05.031

DIMENSION / SIZE
32cm x 58cm x 69cm

SENSOR BIN

- Material : Stainless Steel
- Finish : Satin Stainless Steel (SSS)
- Capacity : 21 Liters
- Features : Intelligent sensor mechanism
Fingerprint proof for keeping bins clean
Soft Closing
- Packing : Per piece



ITEM NO.	OLD CODE	NEW CODE
UL.9021.SSS	250.35.921	F11.05.032

DIMENSION / SIZE
270mm(W) x 270mm(LD) x 570mm(H)

SOFT CLOSING DUST BIN

- Finish : Gray (GRY)
- Capacity : 20 + 10 Liters
- Includes/Features : With Bracket,
Soft Closing Ball Bearing Slide
- Installation : Attached to the door
- Packing : Per piece (2 pcs. QTY)



ITEM NO.	OLD CODE	NEW CODE
OPT.DB30B.GRY	250.25.338	F11.05.010

DIMENSION / SIZE	CARCASE
260mm(W) x 490mm(D) x 430mm(H)	300m(W)

WORKTOP BAR SUPPORT

- Material : Aluminum Alloy
- Finish : Silver
- Packing : per piece




ITEM NO.	OLD CODE	NEW CODE
KMP.324	230.11.266	
KMP.323	230.11.260	F11.04.017

DIMENSION (L x W x H)	INSTALLATION
200mm(H)	For Counter
320mm(H)	For Wall

ALUMINUM BASEBOARD

- Material : Aluminum
- Finish : Anodized Silver
- Packing : per length



ITEM NO.	OLD CODE	NEW CODE
TTN.ALB117F.3M	230.25.550	F11.01.018

DIMENSION (L x W x H)
117mm(H) x 3mtrs(L)

PVC BASEBOARD



ITEM NO.	OLD CODE	NEW CODE
S32.PB100F.3.6M	230.20.106	F11.01.006
S32.PB100D.3.6M	230.20.107	F11.01.007

DIMENSION (L x W x H)
100mm(H) x 3.6mtrs(L)
100mm(H) x 3.6mtrs(L)

PVC VENTILLATION GRILL

- Material : PVC
- Finish : Gray
- Packing : per piece



ITEM NO.	OLD CODE	NEW CODE
S32.VG220P.GRY	230.10.220	F11.04.008

DIMENSION (L x W x H)
228mm(L) x 66mm(W) x 10mm(T)

ANTI SKID RUBBER MAT

- Material : PVC
- Finish : Gray
- Thickness : 1.2mm
- Packing : Per meter



ITEM NO.	CODE	DIMENSION
S32.VS303.PVC	F11.02.001	

ALUMINUM VENTILLATION GRILL

- Material : Aluminum
- Packing : Per Piece



ITEM NO.	CODE	DIMENSION L x W
S32.VG225.MGRY	F11.04.022	225mm x 80mm
S32.VG300.MGRY	F11.04.023	300mm x 80mm
S32.VG400.MGRY	F11.04.024	400mm x 80mm
S32.VG500.MGRY	F11.04.025	500mm x 80mm

PANTS RACK

- Material : Steel
- Finish : Nickel Plated
- Description : Back Mounted
- Packing : Per Piece



ITEM NO.	OLD CODE	NEW CODE
KMP.205.2	160.11.151	

DIMENSION (W x H)
385 x 80mm

PANTS RACK

- Material : Steel
- Finish : Nickel Plated
- Description : Side Mounted
- Packing : Per Piece



ITEM NO.	OLD CODE	NEW CODE
KMP.205.3	160.11.161	

DIMENSION (W x H)
425 x 385mm

PANTS RACK - HEAVY DUTY

- Material : Steel
- Finish : Nickel Plated
- Description : Side Mounted
- Packing : Per Piece



ITEM NO.	OLD CODE	NEW CODE
KMP.205.7	162.11.171	

DIMENSION (L x W x H)
483 x 385 x 160mm

PULLOUT CLOTHES MID BASKET

- Material : Chrome Baskets, White ABS Connector, Aluminum
- Finish : Chrome Plated/Silver
- Description : Full Ext. Ball Bearing Slide
Aluminum Extrusion Frame with Adjustable Width
Wardrobe All-Purpose Storage
- Packing : Per Piece

*USL



ITEM NO.	CODE	DIMENSION (W x D x H)	CARCASE WIDTH
S32.VC280.SL	F17.01.064	664 x 460 x 180mm	700-780mm

HIGH END - NON-SLIP PANTS RACK WITH BINS

- Material : Chrome Steel Racks, Black ABS Connectors
- Finish : Chrome Plated/Matte Black
- Description : Full Ext. Soft Close Concealed Slides
Pull-out Pants Rack with Bins
Left or right side installation
- Packing : Per Piece



ITEM NO.	OLD CODE	NEW CODE
S32.VH480.BLK	162.15.480	F17.01.031

DIMENSION (W x D x H)	CARCASE WIDTH
764 x 477 x 130mm	800mm

HIGH END - TIE AND BELT RACK

- Material : Chrome Steel Slots, Black ABS Connectors
- Finish : White or Beige/Matte Black
- Description : Full Ext. Soft Close Concealed Slides,
Tie and Belt Rack
- Packing : Per Piece



ITEM NO.	OLD CODE	NEW CODE	FINISH
S32.VH15.BGE	162.15.017	F17.01.030	Beige/Black
S32.VH15.WHT	162.15.015	F17.01.029	White/Black

DIMENSION (W x D x H)	CARCASE WIDTH
175 x 460 x 85mm	200mm
175 x 460 x 85mm	200mm

DINING TABLE BOOKSHELF

- Material : Carbon Steel
- Finish : Black
- Description : Dining table convertible to display rack or storage shelf
Shelf size: 1350 x 770mm. Table size: 1500 x 750mm
- Packing : per piece



ITEM NO	OLD CODE
S32.DTB9.BLACK	175.30.050

NEW CODE
F17.02.016

HIGH -END SOFT CLOSE STORAGE BASKET

- Material : Chrome Basket, Black ABS Connectors
- Finish : Chrome Plated/Matte Black
- Description : Full Ext. Soft Close Concealed Slides
Wardrobe All Purpose Basket
- Packing : Per Piece



ITEM NO.	OLD CODE	NEW CODE
S32.VH280.BLK	162.15.280	

DIMENSION (W x D x H)	CARCASE WIDTH
764 x 477 x 168mm	800mm

HIGH END -PANTS RACK

- Material : Aluminum Pants Rod, Black ABS Connector
- Finish : Silver/Matte Black
- Description : Full Ext. Soft Close Concealed Slides
Pull-out Pants Rack
- Packing : Per Piece



ITEM NO.	OLD CODE	NEW CODE
S32.VH580.BLK	162.15.580	

DIMENSION (W x D x H)	CARCASE WIDTH
764 x 477 x 80mm	800mm

HIGH-END SOFT CLOSE MULTI-BIN STORAGE DRAWER

- Material : Black ABS Connector
- Finish : Matte Black
- Description : Full Ext. Soft Close Concealed Slides
Multi-bin Storage Drawer System
- Packing : Per Piece



ITEM NO.	OLD CODE	NEW CODE
S32.VH780.BLK	162.15.780	

DIMENSION (W x D x H)	CARCASE WIDTH
764 x 477 x 100mm	800mm

HIGH END - NON-SLIP PANTS RACK WITH BINS

- Material : Chrome Steel Racks, Black ABS Connectors
- Finish : Chrome Plated/Matte Black
- Description : Full Ext. Soft Close Concealed Slides
Pull-out Pants Rack with Bins
Left or right side installation
- Packing : Per Piece



ITEM NO.	OLD CODE	NEW CODE
S32.VH480.BLK	162.15.480	F17.01.031

DIMENSION (W x D x H)	CARCASE WIDTH
764 x 477 x 130mm	800mm

PULLOUT CLOTHES DEEP BASKET

*USL

- Material : Aluminum, Chrome baskets, Silver ABS connector
- Finish : Chrome Plated/Silver
- Description : Full Ext. Ball Bearing Slide
Aluminum Extrusion Frame with Adjustable Wdth
Wardrobe All-Purpose Basket
- Packing : Per Piece



ITEM NO.	CODE	DIMENSION (W x D x H)	CARCASE WIDTH
S32.VC390.SL	F17.01.071	864 x 460 x 280mm	900-980mm

HIGH END - TIE AND BELT RACK

- Material : Chrome Steel Slots, Black ABS Connectors
- Finish : White or Beige/Matte Black
- Description : Full Ext. Soft Close Concealed Slides, Tie and Belt Rack
Side Mounted, Left or Right side installation
- Packing : Per Piece



ITEM NO.	OLD CODE	NEW CODE	FINISH
S32.VH15.BGE	162.15.017	F17.01.030	Beige/Black
S32.VH15.WHT	162.15.015	F17.01.029	White/Black

DIMENSION (W x D x H)	CARCASE WIDTH
175 x 460 x 85mm	200mm
175 x 460 x 85mm	200mm

HIGH END - TWO LAYER PULL OUT SHOES / BAGS RACK

- Material : Chrome Steel Racks, Black ABS Connectors
- Finish : Chrome Plated/Matte Black
- Description : Full Ext. Soft Close Concealed Slides, Pull-out Shoes/Bags Rack
Left or Right side installation
- Packing : Per Piece



ITEM NO.	OLD CODE	NEW CODE
S32.VH10.L	162.15.011	
S32.VH10.R	162.15.012	

DIMENSION (W x D x H)	CARCASE WIDTH
305 x 478 x 596mm	350mm
305 x 478 x 596mm	350mm

PULLOUT JEWELRY STORAGE DRAWER

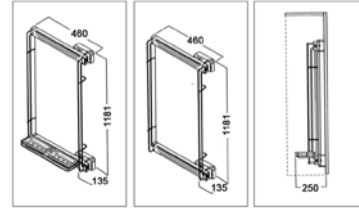
- Material : Silver ABS Connector/ Aluminum
- Finish : White / Brown / Gray
- Description : Full Ext. Ball Bearing Slide
Aluminum Extrusion Frame with Adjustable Width
Jewelry Storage Drawer
- Packing : Per Piece



ITEM NO.	CODE	DIMENSION (W x D x H)	CARCASE WIDTH
S32.VC760.WH	F17.01.077	564 x 466 x 85mm	600-700mm
S32.VC780.WH	F17.01.076	764 x 466 x 85mm	800-900mm

HIGH END - PULL-OUT PIVOT MIRROR

- Material : Chrome Steel Frame, Black ABS Connectors
- Finish : Chrome Plated/Matte Black
- Description : Full Ext. Ball Bearing Slides
Pull-out Mirror with Swivel function up to 90 degrees
Left or right installation
- Packing : Per Piece



ITEM NO.	OLD CODE	NEW CODE
S32.VH16.BLK	162.15.016	

DIMENSION (W x D x H)	CARCASE WIDTH
250 x 460 x 1171mm	300mm

WEAVED WARDROBE STORAGE BASKET

- Material : Aluminum, weaved basket, silver ABS connector
- Finish : Weaved Brown Basket/Silver
- Description : Full Ext. Ball Bearing Slide
Aluminum Extrusion Frame with Adjustable Width
Wardrobe Storage Basket
- Packing : Per Piece

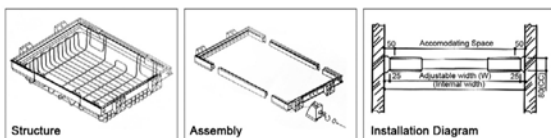


ITEM NO.	OLD CODE	NEW CODE
S32.VB630.SL	162.13.630	F17.01.012

DIMENSION (W x D x H)	CARCASE WIDTH
(345-420) x 400 x 150mm	400-510mm

WARDROBE MID BASKET

- **Material** : Chrome Baskets, Silver ABS Connector, Aluminum
- **Finish** : Chrome Plated/Silver
- **Description** : Full Ext. Ball Bearing Slide
Aluminum Extrusion Frame with Adjustable Width
Wardrobe All-Purpose Storage
- **Packing** : Per Piece

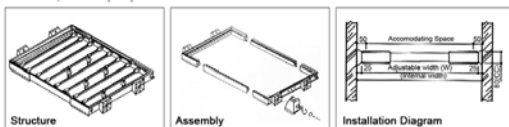


ITEM NO.	OLD CODE	NEW CODE
S32.VB260.SL	162.13.260	F17.01.003
S32.VB280.SL	162.13.280	F17.01.004
S32.VB290.SL	162.13.290	F17.01.005

DIMENSION (W x D x H)	CARCASE WIDTH
(555-630) x 455 x 102mm	600-670mm
(714-825) x 455 x 155mm	760-870mm
(855-925) x 455 x 155mm	900-970mm

PANTS RACK

- **Material** : Aluminum
Silver ABS Connector
- **Finish** : Silver
- **Description** : Full Ext. Ball Bearing Slide,
Aluminum Extrusion Frame with Adjustable Width
Pants Rack
- **Packing** : Per Piece

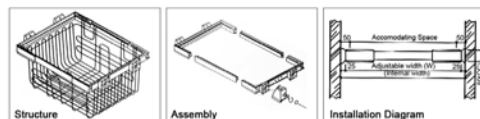


ITEM NO.	OLD CODE	NEW CODE
S32.VB560.SL	162.13.560	F17.01.009
S32.VB580.SL	162.13.580	F17.01.010
S32.VB590.SL	162.13.590	F17.01.011

DIMENSION (W x D x H)	CARCASE WIDTH
(555-705) x 455 x 80mm	600-750mm
(705-855) x 455 x 80mm	750-900mm
(855-1005) x 455 x 80mm	900-1050mm

WARDROBE HIGH BASKET

- **Material** : Aluminum, Chrome baskets, Silver ABS connector
- **Finish** : Chrome Plated/Silver
- **Description** : Full Ext. Ball Bearing Slide
Aluminum Extrusion Frame with Adjustable Width
Wardrobe All-Purpose Basket
- **Packing** : Per Piece

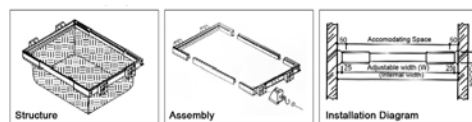


ITEM NO.	OLD CODE	NEW CODE
S32.VB360.SL	162.13.360	F17.01.006
S32.VB380.SL	162.13.380	F17.01.007
S32.VB390.SL	162.13.390	F17.01.008

DIMENSION (W x D x H)	CARCASE WIDTH
(555-630) x 455 x 310mm	600-670mm
(714-825) x 455 x 310mm	760-870mm
(855-925) x 455 x 310mm	900-970mm

WEAVED WARDROBE STORAGE BASKET

- **Material** : Aluminum, weaved basket, silver ABS connector
- **Finish** : Weaved Brown Basket/Silver
- **Description** : Full Ext. Ball Bearing Slide
Aluminum Extrusion Frame with Adjustable Width
Wardrobe Storage Basket
- **Packing** : Per Piece



ITEM NO.	OLD CODE	NEW CODE
S32.VB660.SL	162.13.660	F17.01.013
S32.VB680.SL	162.13.680	F17.01.014
S32.VB690.SL	162.13.690	F17.01.015
S32.VB630.SL	162.13.630	F17.01.012

DIMENSION (W x D x H)	CARCASE WIDTH
(555-630) x 455 x 235mm	600-670mm
(705-825) x 455 x 235mm	750-870mm
(855-925) x 455 x 235mm	900-970mm
(345-420) x 400 x 150mm	400-510mm

HIGH-END PULL OUT CLOTHES HOLDER

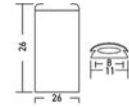
- Material : ABS, Aluminum
- Finish : Mocha (Powder Coated)
- Load Capacity : 35kgs
- Packing : Per Piece



ITEM NO.	CODE	DIMENSION (W x D x H)	CARCASE WIDTH
S32.VR016.MK	F17.01.051	(764-1054) x 150 x 720mm	800-1100mm

RECTANGULAR TUBE WITH GASKET

- Material : Aluminum
- Packing : per length



ITEM NO	OLD CODE	NEW CODE
S32.AH2613.3M.BLK	160.15.309	F17.03.010

FINISH	LENGTH
Black	3M

CORNER HOLDER FOR RECTANGULAR TUBE

- Material : Aluminum
- Packing : per piece

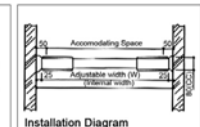
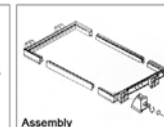
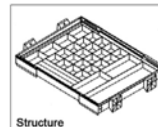


ITEM NO	OLD CODE	NEW CODE
S32.AH2613C.SL	160.15.304	F17.03.005
S32.AH2613C.BLK	160.15.312	F17.03.012

FINISH	SIZE
Silver	27 x 80mm
Black	27 x 80mm

JEWELRY STORAGE DRAWER

- Material : Silver ABS Connector/ Aluminum
- Finish : Silver
- Description : Full Ext. Ball Bearing Slide
Aluminum Extrusion Frame with Adjustable Wdth
Jewelry Storage Drawer
- Packing : Per Piece



ITEM NO.	OLD CODE	NEW CODE
S32.VB760.SL	162.13.760	F17.01.016
S32.VB780.SL	162.13.780	F17.01.017
S32.VB790.SL	162.13.790	F17.01.018

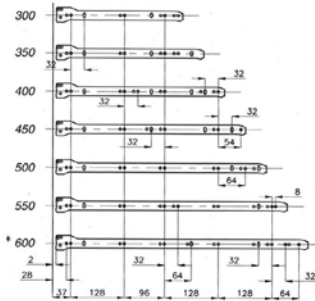
DIMENSION (W x D x H)	CARCASE WIDTH
(555-630) x 455 x 80mm	600-670mm
(745-795) x 455 x 80mm	790-840mm
(850-900) x 455 x 80mm	890-940mm

DRAWER SLIDE - SELF CLOSING

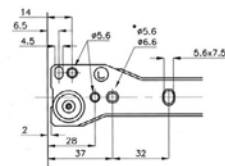
- Material : Steel
- Finish : White, Brown, Black
- Description : 1.1mm Thickness
25kgs. Capacity
- Packing : Per piece



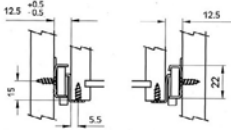
Front & back drilling pattern



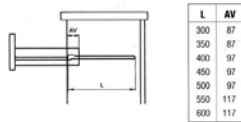
Drilling diagram



Installation measurements



Extension Loss



ITEM NO.	CODE	DIMENSION	FINISH
S32.T682.12WHT	F05.05.001	12" / 300mm	White
S32.T682.14WHT	F05.05.002	14" / 350mm	White
S32.T682.16WHT	F05.05.003	16" / 400mm	White
S32.T682.18WHT	F05.05.004	18" / 450mm	White
S32.T682.20WHT	F05.05.005	20" / 500mm	White
S32.T682.22WHT	F05.05.006	22" / 550mm	White
S32.T682.24WHT	F05.05.007	24" / 600mm	White
S32.T682.14BLK	F05.05.035	14" / 350mm	Black


ITEM NO.	CODE	DIMENSION	FINISH
BSR.682.12WHT	F05.05.057	12" / 300mm	White
BSR.682.14WHT	F05.05.058	14" / 350mm	White
BSR.682.16WHT	F05.05.059	16" / 400mm	White
BSR.682.18WHT	F05.05.060	18" / 450mm	White
BSR.682.20WHT	F05.05.061	20" / 500mm	White
BSR.682.22WHT	F05.05.062	22" / 550mm	White
BSR.682.24WHT	F05.05.063	24" / 600mm	White
BSR.682.12BLK	F05.05.014	12" / 300mm	Black
BSR.682.14BLK	F05.05.015	14" / 350mm	Black
BSR.682.16BLK	F05.05.016	16" / 400mm	Black
BSR.682.18BLK	F05.05.017	18" / 450mm	Black
BSR.682.20BLK	F05.05.018	20" / 500mm	Black
BSR.682.22BLK		22" / 550mm	Black
BSR.682.24BLK		24" / 600mm	Black
BSR.682.12BRN	F05.05.023	12" / 300mm	Brown
BSR.682.14BRN	F05.05.024	14" / 350mm	Brown
BSR.682.16BRN	F05.05.025	16" / 400mm	Brown
BSR.682.18BRN	F05.05.026	18" / 450mm	Brown
BSR.682.20BRN	F05.05.027	20" / 500mm	Brown
BSR.682.22BRN	F05.05.028	22" / 550mm	Brown
BSR.682.24BRN		24" / 600mm	Brown

DRAWER SLIDE - SELF CLOSING

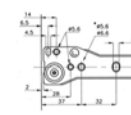
- Material : Steel
- Finish : White, Brown, Black
- Description : 1.1mm Thickness
25kgs. Capacity
- Packing : Per piece




Front & back drilling pattern



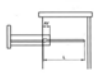
Drilling diagram



Installation measurements



Extension Loss



ITEM NO.	OLD CODE	NEW CODE
MBL.682.12BLK	142.25.001	F05.05.010
MBL.682.14BLK	142.25.002	
MBL.682.16BLK	142.25.003	F05.05.011
MBL.682.18BLK	142.25.004	F05.05.012
MBL.682.20BLK	142.25.005	F05.05.013
MBL.682.12BRN	142.30.001	F05.05.019
MBL.682.14BRN	142.30.002	
MBL.682.16BRN	142.30.003	F05.05.020
MBL.682.18BRN	142.30.004	F05.05.021
MBL.682.20BRN	142.30.005	F05.05.022
MBL.682.12WHT	142.35.001	F05.05.029
MBL.682.14WHT	142.35.002	F05.05.030
MBL.682.16WHT	142.35.003	F05.05.031
MBL.682.18WHT	142.35.004	F05.05.032
MBL.682.20WHT	142.35.005	F05.05.033
MBL.682.22WHT	142.35.006	F05.05.034
MBL.682.24WHT	142.35.007	

DIMENSION	FINISH
12" / 300mm	Black
14" / 350mm	Black
16" / 400mm	Black
18" / 450mm	Black
20" / 500mm	Black
12" / 300mm	Brown
14" / 350mm	Brown
16" / 400mm	Brown
18" / 450mm	Brown
20" / 500mm	Brown
12" / 300mm	White
14" / 350mm	White
16" / 400mm	White
18" / 450mm	White
20" / 500mm	White
22" / 550mm	White
24" / 600mm	White

H27 BALL BEARING SINGLE EXTENSION SLIDE

- Material : Steel
- Finish : Black
- Description : 20kgs./450mm load capacity
Side mounting
0.8x0.8mm
- Packing : per pair



ITEM NO.	OLD CODE	NEW CODE
S32.H27.12BLK	145.50.036	F05.02.008
S32.H27.14BLK	145.50.038	F05.02.009
S32.H27.16BLK	145.50.040	F05.02.010
S32.H27.18BLK	145.50.042	F05.02.011

DIMENSION

- 12" / 300mm
- 14" / 350mm
- 16" / 400mm
- 18" / 450mm

FULL EXTENSION BALL BEARING SLIDE


- Material : Steel
- Mounting : Side
- Finish : ZP. BLK
- Thickness : 1.0 x 1.0 x 1.2mm
1.2 x 1.2 x 1.5mm
- Packing : per pair



ITEM NO.	SAP CODE	DESCRIPTION
S32.HM45.20BLK	145.45.020	Steel, 18"/450mm

CONCEALED SOFT CLOSE RUNNER, FULL EXTENSION, UNDERMOUNT

- Material : Galvanized Steel
- Finish : Zinc Plated
- Description : Max 25kgs. load capacity
Heavy duty, Smooth and silent
Pin Fixing
- Packing : per pair



ITEM NO.	NEW CODE	DIMENSION
BSR.B.A300	F05.04.001	12" / 300mm
BSR.B.A350	F05.04.003	14" / 350mm
BSR.B.A400	F05.04.005	16" / 400mm
BSR.B.A450	F05.04.007	18" / 450mm
BSR.B.A500		20" / 500mm

QUADRO F/E SOFT CLOSE



ITEM NO.	SAP CODE	DESCRIPTION
BSR.H.A300	149.50.300	300mm
BSR.H.A350	149.50.350	350mm
BSR.H.A450	149.50.450	450mm
BSR.H.A500	149.50.500	500mm

QUADRO F/E SOFT CLOSE



ITEM NO.	SAP CODE	DESCRIPTION
BSR.H.D400	149.51.400	400mm

METAL BOX ROLLER SLIDE

- Material : Steel
- Finish : White
- Load Capacity : 25kgs.
- Slide Thickness : 1.1mm
- Installation : Side mounting
- Description : Self closing mechanism feature
with 60mm closing range
Parallel closing action over 20mm
Up and down height adjustment by 2mm
- Packing : Per piece



ITEM NO.	OLD CODE	NEW CODE
-S32.T704.118.16WHT	143.40.818	
-S32.T704.118.20WHT	143.40.820	

PANEL HEIGHT	DIA (A)
118mm	Ø 110mm
118mm	Ø 110mm

BALL BEARING FULL EXTENSION SLIDE

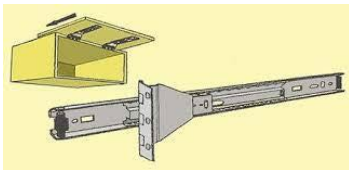
- Material : Steel
- Finish : Black
- Description : 30kgs./450mm load capacity
Side mounting
1.0x1.0x1.2mm
- Packing : per pair



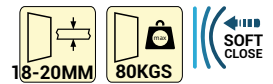
ITEM NO.	SAP CODE	DIMENSION
S32.H30.10.BLK	F05.01.009	10" / 250mm
S32.H30.12.BLK	F05.01.010	12" / 300mm
S32.H30.14.BLK	F05.01.011	14" / 350mm
S32.H30.16.BLK	F05.01.012	16" / 400mm
S32.H30.18.BLK	F05.01.013	18" / 450mm
S32.H30.20.BLK	F05.01.014	20" / 500mm
S32.H30.22.BLK	F05.01.015	22" / 550mm
S32.H30.24.BLK	F05.01.016	24" / 600mm

OVER THE TOP FLPSIDE

- Material : Steel
- Packing : per pair



ITEM NO.	SAP CODE	DIMENSION
S32.GF114.14	144.27.014	14" / 350mm



**KT45 SLIDING ROLLER FITTING
W/ TOP AND BOTTOM RAIL**

- Material : Steel, Aluminum
- Packing : per set / door, per length
(2 pcs. Bottom Roller,
2 pcs. Top Roller,
2 pcs. Stopper)



Note: Screws Included

ITEM NO.	OLD CODE	NEW CODE
S32.KT45	150.25.407	
S32.KT45SC	150.25.409	F15.01.014

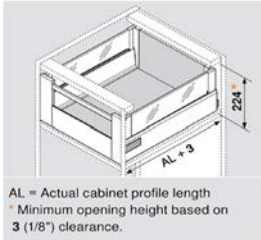
DESCRIPTION

Sliding Door Fitting for Wood
Sliding Door Fitting w/ Soft Close for Wood, Max. Cap.: 80kgs.

BLUM INTIVO HIGH FRONT INNER DRAWER W/ BOX COVER FROSTED GLASS

TANDEM Smooth running mechanism
Two-dimensional drawer from adjustment
Dynamic load capacity of 75lb
Drawer height of 7-13/16

- Finish : Gray (GRY), White (WHT)
- Length of Drawer Slide : 500mm
- Front Width : 500 / 900mm
- Drawer Face Panel Height : 250mm (minimum)
- Board Thickness : 16mm
- Back Panel Board Thickness : 16mm
- Packing : per set

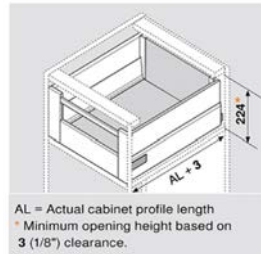


ITEM NO.	NEW CODE
INTIVO.I3G.500.GRAY	240.22.065
INTIVO.I3G.900.GRAY	F05.06.006
INTIVO.I3G.900.WHITE	F05.06.007

BLUM INTIVO HIGH FRONTED INNER DRAWER W/ BOX CAP

TANDEM Smooth running mechanism
Two-dimensional drawer from adjustment
Dynamic load capacity of 75lb
Drawer height of 7-13/16

- Finish : Gray (GRY), White (WHT)
- Length of Drawer Slide : 500mm
- Front Width : 900mm
- Drawer Face Panel Height : 130mm (minimum)
- Board Thickness : 16mm
- Back Panel Board Thickness : 16mm
- Packing : per set

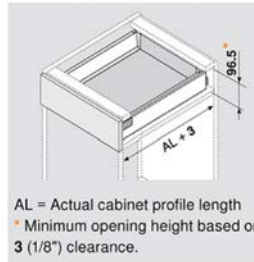


ITEM NO.	NEW CODE
INTIVO.I4.900.GRAY	F05.06.010
INTIVO.I4.900.WHITE	F05.06.011

BLUM INTIVO STANDARD HEIGHT M

TANDEM Smooth running mechanism
Two-dimensional drawer from adjustment
Dynamic load capacity of 75lb
Drawer height of 3-5/16"

- Finish : Gray (GRY), White (WHT)
- Length of Drawer Slide : 500mm
- Drawer Face Panel Height : 130mm (minimum)
- Board Thickness : 16mm
- Back Panel Board Thickness : 16mm
- Packing : per set

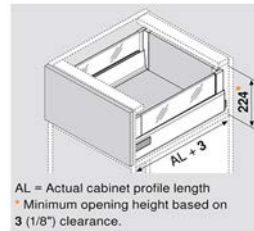


ITEM NO.	NEW CODE
INTIVO.S1.GRAY	F05.06.001
INTIVO.S1.WHITE	F05.06.002

BLUM INTIVO FRONTED PULL-OUT W/ BOX COVER FROSTED GLASS

TANDEM Smooth running mechanism
Two-dimensional drawer from adjustment
Dynamic load capacity of 75lb
Drawer height of 7-13/16

- Finish : Gray (GRY), White (WHT)
- Length of Drawer Slide : 500mm
- Drawer Face Panel Height : 250mm (minimum)
- Board Thickness : 16mm
- Back Panel Board Thickness : 16mm
- Packing : per set

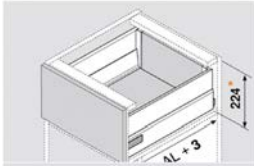


ITEM NO.	NEW CODE
INTIVO.S3G.GRAY	F05.06.004
INTIVO.S3G.WHITE	F05.06.005

BLUM INTIVO HIGH FRONTED PULL-OUT W/ BOX CAP

TANDEM Smooth running mechanism
 Two-dimensional drawer from adjustment
 Dynamic load capacity of 75lb
 Drawer height of 7-13/16

- **Finish** : Gray (GRY), White (WHT)
- **Length of Drawer Slide** : 500mm
- **Drawer Face Panel Height** : 130mm (minimum)
- **Board Thickness** : 16mm
- **Back Panel Board Thickness** : 16mm
- **Packing** : per set



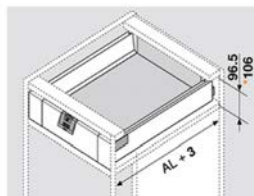
AL = Actual cabinet profile length
 * Minimum opening height based on 3 (1/8") clearance.

ITEM NO.	NEW CODE
INTIVO.S4.GRAY	F05.06.008
INTIVO.S4.WHITE	F05.06.009

BLUM INTIVO INNER DRAWER HEIGHT M-900MM MAX

TANDEM Smooth running mechanism
 Two-dimensional drawer from adjustment
 Dynamic load capacity of 75lb
 Drawer height of 3-5/16"

- **Finish** : Gray (GRY), White (WHT)
- **Length of Drawer Slide** : 500mm
- **Front Width** : 900mm
- **Drawer Face Panel Height** : 130mm (minimum)
- **Board Thickness** : 16mm
- **Back Panel Board Thickness** : 16mm
- **Packing** : per set



AL = Actual cabinet profile length
 Minimum opening height based on 3 (1/8") clearance. * With handle application

ITEM NO.	NEW CODE
INTIVO.I1.GRAY	F05.06.003
INTIVO.I1.WHITE	240.22.020

OPTIONAL ACCESSORIES FRONT FIXING

- Finish : Gray (GRY), White (WHT)
- Packing : per pair



ITEM NO.	NEW CODE
BSR.DTS1.IFF.WHT	F05.06.012
BSR.DTS1.IFF.GRY	240.24.023

OPTIONAL ACCESSORIES FRONT FIXING

- Finish : Gray (GRY), White (WHT)
- Packing : Per pair



ITEM NO.	NEW CODE
BSR.DTS3.IFF.WHT	240.24.007
BSR.DTS3.IFF.GRY	F05.06.014

BESSER DTS3 DRAWER SYSTEM W/ ALUMINUM SIDE PANEL

- Finish : White (WHT)
- Capacity : 30kgs
- Drawer Face Panel Height : 230mm (minimum)
- Board Thickness Height : 16mm
- Back Panel Board Thickness : 16mm
- Includes : 1 pair Guide, 1 pair Drawer Side and Decorative Cap, 1 pairs Aluminum Guide Groove, 1 pairs Aluminum Side Panel, 1 pairs Back Connector, 2 pcs Front Connector, Clip Connector Before & After (Set)
- Packing : Per set



ITEM NO.	OLD CODE	NEW CODE
BSR.DTS3.500WH	240.24.039	F05.06.015
BSR.DTS3.500GRY	240.24.019	F05.06.013

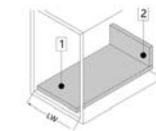
DIMENSION (L X W X H)
500mm(L) x 176mm(H)
500mm(L) x 176mm(H)

FERRARI SD1 SLIM DRAWER WITH FULL EXT HEAVY DUTY SLIDE

- Material : Aluminum
- Finish : Dark Grey (DK/GY)
- Drawer Side Panel Length : 500mm
- Drawer Side Panel Height : 90mm
- Back Panel Height : 63mm
- For Board Thickness : 16mm
- Weight Capacity : 30kgs
- Internal Usable Depth Drawer : 474mm
- Min. Installation Depth Drawer : 500mm
- Min. Installation Height : 125mm
- Packing : Per set



• Set with installation manual



- 1 LW=Inside Cabinet Width
Bottom panel width=inside Cabinet Width-19 ± 0.5
Bottom panel length=Runner length-10mm
- 2 Back panel height= 63MM
Back panel width=inside Cabinet Width-42 ± 0.5
Back panel width=inside Cabinet Width-46 ± 0.5



ITEM NO.	OLD CODE	NEW CODE
FR.SD1.DK.DK/GY	240.26.001	F05.07.001

DIMENSION / SIZE
• 500mm(DSPL) • 90mm (DSPH) • 63mm (BPH)

UNDERSINK DRAWER COMBINATION

- Length : 500mm
- Height : 176mm
- Finish : White
- Packing : per set

Drawer Face Panel Height (minimum) : 230mm
 Board Thickness Height : 16mm
 Bottom Panel / Back Panel Board Thickness : 16mm



ITEM NO.	SAP CODE	DESCRIPTION
DANCO.DTS6A.500GRY	240.22.022	30kgs capacity

FRONT PLATE

Optional Accessory for Danco Drawer System

- Finish : White, SS
- Packing : per piece



ITEM NO.	SAP CODE	DESCRIPTION
DANCO.DT.PF1000.SS	240.25.035	1000mm

FRONT PLATE

- Length : 500mm
- Height : 187mm
- Packing : per set

Drawer Face Panel Height (minimum) : Min. 180 mm
 Board Thickness Height : 16 mm
 Bottom Panel / Back Panel Board Thickness : 16 mm



ITEM NO.	SAP CODE	DESCRIPTION
DANCO.DTS2.500WH	240.23.027	White, Drawer 147mm

DANCO DTS3 HIGH DRAWER ALUM PANEL

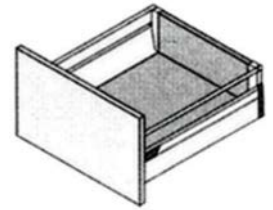
- Length : 500mm
- Height : 176mm
- Packing : per set

Drawer Face Panel Height (minimum) : Min. 230 mm
 Board Thickness Height : 16 mm
 Bottom Panel / Back Panel Board Thickness : 16 mm



ITEM NO.	SAP CODE	DESCRIPTION
DANCO.DTS3.500SS	240.25.015	SS, 30kgs

STANDARD DRAWER



ITEM NO.	SAP CODE	DESCRIPTION
BSR.GBS2	240.20.289	160mm, 45kg. capacity

DANCO DBS3 HIGH DRAWER



ITEM NO.	SAP CODE	DESCRIPTION
DANCO.DBS3.500	240.21.300	189mm, 500mm 30kg. capacity

DRAWER ROD

Optional Accessory for Danco Drawer System

- Finish : Gray
- Packing : per piece



ITEM NO.	SAP CODE	DESCRIPTION
DANCO.DBS3.ROD1100	240.21.311	1100mm length for DBS3

GROMMET CAP

- Material : Plastic
- Finish : Pearl Chrome
- Packing : Per piece



ITEM NO.	OLD CODE	NEW CODE
S32.K2540S.25PLCH	165.10.125	F13.01.017

DIMENSION

69 X 74 X 27MM

RECTANGULAR CABLE MANAGEMENT WITH BRUSH

- Material : Aluminum
- Finish : Black, Aluminum, Hairline
- Packing : Per piece



ITEM NO.	OLD CODE	NEW CODE
S32.S1480.160HAIRLINE	165.10.096	F13.01.012
ST1.S1480.280HAIRLINE	165.10.095	F13.01.011
S32.S1480.280ALUM		F13.01.013

DIMENSION

80 X 160MM
80 X 280MM
80 X 280MM

MX.983 KEYBOARD TRAY AND MX.984 W/ BALL BEARING SLIDE (PP) & MOUSE HOLDER

- Material : ABS
- Finish : Black, Gray
- Function : Adjustable Height
- Packing : Per set

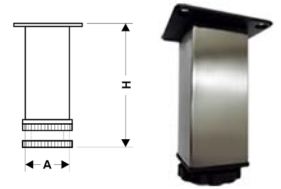


With Ball Bearing Slide (PP)

ITEM NO.	CODE	DIMENSION
S32.983.BLK	F13.01.025	555 x 268 x 35mm
S32.983.GRY	F13.01.026	555 x 268 x 35mm

FURNITURE FEET SQUARE

- Material : Stainless Steel + Plastic (Black)
- Finish : Satin Nickel
- Function : Adjustable
- Packing : per piece



ITEM NO	OLD CODE
S32.SL80.SN	170.23.525

H	A
80mm	Ø50mm

FOLDABLE TABLE LEG

- Diameter : Ø60mm
- Height : 710mm
- Packing : 1 Set=4pcs



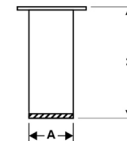
ITEM NO	OLD CODE	NEW CODE
S32.FT501A.60SN	175.33.204	F16.03.024

FINISH (BODY)

Satin Nickel

ADJUSTABLE FURNITURE LEG

- Material : Aluminum
- Finish : Silver Anodized
- Diameter : Ø38mm
- Height : 130mm ± 7mm
- Packing : Per Piece



SJ38130S

ITEM NO.	CODE
S32.SJ40120S.ALUM	F16.03.020

SELF ADHESIVE RUBBER DAMPER

- Size : Ø20mm
- Packing : per sheet



ITEM NO	OLD CODE	NEW CODE	MATERIAL
S32.RFP20.BLK	170.11.001	F16.04.010	Rubber
S32.FFP20.BLK	170.11.002	F16.04.011	Felt Fabric
S32.FFP20.WHT	170.11.003	F16.04.012	Felt Fabric

FINISH	THICKNESS
Black	2.8mm
Black	4mm
White	4mm

RUBBER CASTER

- Material : Rubber
- Color : Black
- Packing : per piece



ITEM NO	OLD CODE	NEW CODE
MX.275.4F.BLK	640.50.401	F16.02.010

SIZE	FUNCTION
4"	Caster Fixed

FOLDABLE TABLE LEG

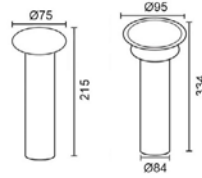
- Material : Steel
- Diameter : Ø50mm
- Height Adjustment : 25mm (ABS)
- Height : 710mm
- Thickness : 0.8mm
- Packing : Per piece



ITEM NO.	CODE	FINISH
S32.FL7050.SN	F16.03.028	Satin Nickel

HYDRAULIC POP UP SOCKET

- Material : Aluminum
- Finish : Silver
- Bore Hole : 86mm
- Includes : Attached Power Cord
3x Type B (USA) outlet
2x USB
- Packing : Per piece



ITEM NO.	CODE
S32.R600.SL	F13.01.045

ALUMINUM FRAME PROFILE

- Material : Aluminum
- Finish : Matt Nickel Brushed (MNB)
Mirror (MRR)
- Packing : Per Length



ITEM NO.	OLD CODE	NEW CODE
----------	----------	----------

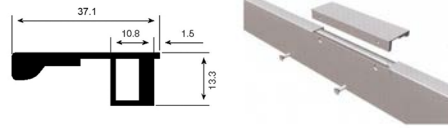
TTN.Z495.2700MNB 306.20.117

DIMENSION (L)	FINISH
---------------	--------

2700mm MNB

ALUMINUM FRAME PROFILE WITH HANDLE WITH HAND GRIP

- Material : Aluminum
- Finish : Matt Nickel Brushed (MNB)
Mirror (MRR)
- Packing : Per Length



ITEM NO.	OLD CODE	NEW CODE
----------	----------	----------

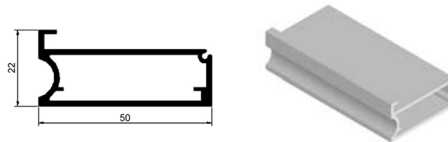
TTN.Z495A.200MNB 306.20.121 F01.04.011
 TTN.Z495A.300MNB 306.20.122 F01.04.012
 TTN.Z495A.600MNB 306.20.123 F01.04.013
 TTN.Z495A.200MRR 306.20.114
 TTN.Z495A.300MRR 306.20.115
 TTN.Z495A.600MRR 306.20.116

DIMENSION (L)	DESCRIPTION	FINISH
---------------	-------------	--------

200mm W/ Hand Grip MNB
 300mm W/ Hand Grip MNB
 600mm W/ Hand Grip MNB
 200mm W/ Hand Grip MRR
 300mm W/ Hand Grip MRR
 600mm W/ Hand Grip MRR

ALUMINUM FRAME PROFILE

- Material : Aluminum
- Finish : Matt Nickel Brushed (MNB)
Pearl Nickel Brushed (PNB)
- Packing : Per Length



ITEM NO.	OLD CODE	NEW CODE
----------	----------	----------

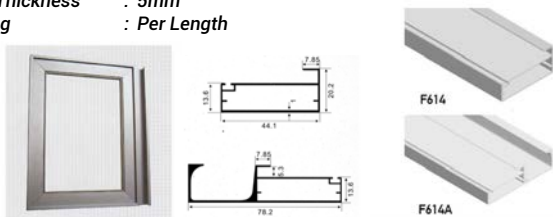
TTN.Z759.2700MNB 306.20.124 F01.04.014
 TTN.Z759.2200MNB 306.20.125 F01.04.015
 TTN.Z759.2700PNB 306.20.126 F01.04.016

DIMENSION (L)	FINISH
---------------	--------

2700mm MNB
 2700mm MNB
 2700mm PNB

ALUMINUM FRAME PROFILE

- Material : Aluminum
- Finish : Silver, Black
- Glass Thickness : 5mm
- Packing : Per Length



ITEM NO.	OLD CODE	NEW CODE
----------	----------	----------


TTN1.FS614.2.7M 300.33.370 F01.03.007
 TTN1.FS614A.2.7M 300.33.405 F01.03.015

DIMENSION (L)	DESCRIPTION
---------------	-------------

2700mm W/ Dust Strip
 2700mm W/ Hand Grip & Dust Strip

ALUMINUM L-PROFILE

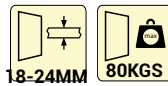
- Material : Aluminum
- Finish : Iron Grey
- Description : For 5mm Glass Thickness
- Packing : Per Length



ITEM NO.	OLD CODE	NEW CODE
TTN.L1311.3M.IG	330.00.100	F01.04.041

DIMENSION (L)	FINISH
3000mm	Iron Grey

E030 SLIDING DOOR FITTING FOR 2 DOORS & 3 DOORS



- Material : Steel / Nylon,
- Minimum Door Distance : 5mm
- Application : for Cabinet Door, Wardrobe & Windows
- Packing for 2 Doors : per set / per length
(2pcs. Front Top Roller, 2pcs. Front Bottom Roller, 2 pcs. Rear Top Roller, 2 pcs. Rear Bottom Roller, 4pcs. End Top Stopper, 4pcs. End Bottom Stopper, 4pcs. Left & Right Plastic Buffer for Bottom Door Roller, and 2pcs. Hex Key L-Wrench)
- Packing for 3 Doors : (2pcs. Front Top Roller, 2pcs. Front Bottom Roller, 4pcs. Rear Top Roller, 4pcs. Rear Bottom Roller, 6pcs. End Top Stopper, 6pcs. End Bottom Stopper, 6pcs. Left & Right Plastic Buffer for Bottom Door Roller, and 2pcs. Hex Key L-Wrench)

ALUMINUM SLIDING RAIL TOP & BOTTOM

- Material : Aluminum
- Packing : per length (3M)

ITEM NO.	OLD CODE	NEW CODE
S32.E030.2D	150.30.206	F15.03.001
S32.E030R.2D,3M	150.30.216	F15.03.005

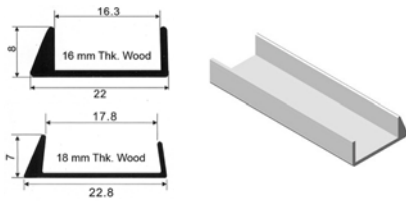
DESCRIPTION
For 2 Doors & 3 Doors, Roller Set for 2 Doors For 2 Doors & 3 Doors, Rail (Top & Bottom) 3M



PO/SAME TO 10213

ALUMINUM SHELF EDGING

- Material : Aluminum
- Finish : Silver
- Packing : Per Length



ITEM NO.	OLD CODE	NEW CODE
TTN.8804.16.3M	306.10.351	F01.05.013
TTN.8804.18.3M	306.10.361	F01.05.014

DIMENSION (L)	DESCRIPTION
3000mm	for 16mm Wood Thickness
3000mm	for 18mm Wood Thickness

SLIDING DOOR LOCK WITH KNOB

- Material : Aluminum
- Finish : Oxidized
- Packing : Per Set



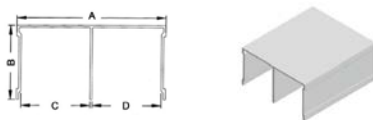
ITEM NO.	OLD CODE	NEW CODE
TTN.F10.26	330.10.171	
TTN.F10.26A	330.10.170	

DESCRIPTION

Sliding Door Lock for F10

ALUMINUM TOP RAIL

- Material : Aluminum
- Finish : Silver Anodized
- Packing : Per Length

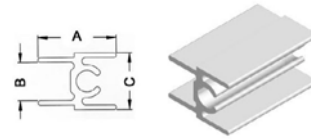


ITEM NO.	OLD CODE	NEW CODE
TTN.F60.TR.3M.SL	330.60.100	F02.03.028

DIMENSION (L)	DIMENSION (AxBxCxD)
3000mm	81 x 40 x 37.5 x 37.5mm

ALUMINUM TOP FRAME

- Material : Aluminum
- Finish : Silver Anodized
- Packing : Per Length

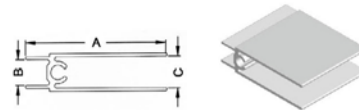


ITEM NO.	OLD CODE	NEW CODE
TTN.F60.TF.3M.SL	330.60.170	F02.03.035

DIMENSION (L)	DIMENSION (AxBxC)
3000mm	20.5 x 10 x 15mm

ALUMINUM BOTTOM FRAME

- Material : Aluminum
- Finish : Silver Anodized
- Packing : Per Length

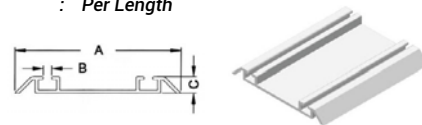


ITEM NO.	OLD CODE	NEW CODE
TTN.F60.BF.3M.SL	330.60.120	F02.03.030

DIMENSION (L)	DIMENSION (AxBxC)
3000mm	56 x 10 x 12.4mm

ALUMINUM BOTTOM RAIL

- Material : Aluminum
- Finish : Silver Anodized
- Packing : Per Length

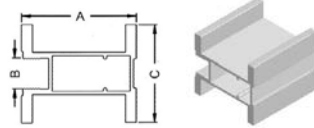


ITEM NO.	OLD CODE	NEW CODE
TTN.F60.BR.3M.SL	330.60.110	F02.03.029

DIMENSION (L)	DIMENSION (AxBxC)
3000mm	63.3 x 3.2 x 6.3mm

VERTICAL FRAME

- Material : Aluminum
- Finish : Silver Anodized
- Packing : Per Length



ITEM NO.	OLD CODE	NEW CODE
TTN.F60.VF.5.8M.SL	330.60.150	F02.03.033

DIMENSION (L)	DIMENSION (AxBxC)	PRICE
5800mm	40 x 10 x 34mm	4,080.00

CLAMPING PROFILE

- Material : Rubber
- Finish : Transparent
- Packing : Per Length

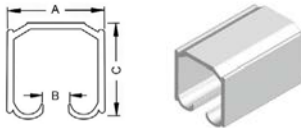


ITEM NO.	OLD CODE	NEW CODE
TTN.F60B	330.60.190	F02.03.037

DIMENSION (L)
5800mm

HANG RAIL

- Material : Aluminum
- Finish : Silver Anodized
- Packing : Per Length

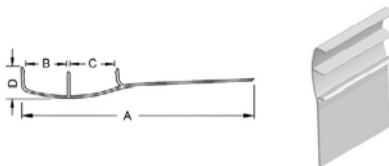


ITEM NO.	OLD CODE	NEW CODE
TTN.F60.HR.5.8MSL	330.60.160	F02.03.034

DIMENSION (L)	DIMENSION (AxBxC)
5800mm	34 x 10 x 31mm

HANG RAIL COVER

- Material : Aluminum
- Finish : Silver Anodized
- Packing : Per Length



ITEM NO.	OLD CODE	NEW CODE
TTN.F60.HRC.5.8SL	330.60.140	F02.03.032

DIMENSION (L)	DIMENSION (AxBxCxD)
5800mm	70 x 13 x 14 x 12mm

TOP HANG ROLLER GUIDE SET

- Material : Aluminum
- Finish : Oxidized
- Description : Silent Roller
- Packing : Per Set



ITEM NO.	OLD CODE
TTN.F60A	330.60.180

NEW CODE	PRICE
F02.03.036	1,350.00

TITAN+ DIVIDER FRAME

- Material : Aluminum
- Finish : Silver, Black
- Packing : Per Length



ITEM NO.	OLD CODE	NEW CODE
TTN+.DF.SL.5.2M	330.75.116	F02.06.008
TTN+.DF.BLK.5.2M	330.75.115	F02.06.007

DIMENSION (L)	FINISH
5200mm	Silver
5200mm	Black

S300 STILE VERTICAL FRAME-1S 15.51.020

- Material : Aluminum
- Finish : Silver, Black
- Packing : Per Length



ITEM NO.	OLD CODE	NEW CODE
TTN+.S300.VF1S.15.51.020.BLK.5.2M	330.75.305	F02.06.028

DIMENSION (L)	FINISH
5200mm	Black

S34 TOP TRACK 15.25.020, DOUBLE

- Material : Aluminum
- Finish : Silver, Black
- Packing : Per Length



ITEM NO.	OLD CODE	NEW CODE
TTN+.S34.TT.15.25.020.SL.5.2M	330.75.121	F02.06.010
TTN+.S34.TT.15.25.020.BLK.5.2M	330.75.120	F02.06.009

DIMENSION (L)	FINISH
5200mm	Silver
5200mm	Black

S1500 STILE VERTICAL FRAME-2S 13.01.020

- Material : Aluminum
- Finish : Silver, Black
- Packing : Per Length



ITEM NO.	OLD CODE	NEW CODE
TTN+.S1500.VF2S.13.01.020.SL.5.2M	330.75.201	F02.06.014

DIMENSION (L)	FINISH
5200mm	Silver

S1500 STILE VERTICAL FRAME-1S 13.11.020

- Material : Aluminum
- Finish : Silver, Black
- Packing : Per Length




ITEM NO.	OLD CODE	NEW CODE
TTN+.S1500.VF1S.13.11.020.SL.5.2M	330.75.206	F02.06.016
TTN+.S1500.VF1S.13.11.020.BLK.5.2M	330.75.205	F02.06.015

DIMENSION (L)	FINISH
5200mm	Silver
5200mm	Black

S1500 TOP FRAME 13.02.020, DOUBLE

- Material : Aluminum
- Finish : Silver, Black
- Packing : Per Length



ITEM NO.	OLD CODE	NEW CODE
TTN+.S1500.TF.13.02.020.SL.5.2M	330.75.211	F02.06.018

DIMENSION (L)	FINISH
5200mm	Silver

S42 BOTTOM FRAME 15.04.020

- Material : Aluminum
- Finish : Silver, Black
- Packing : Per Length



ITEM NO.	OLD CODE	NEW CODE
TTN+.S42.BF.15.04.020.SL.5.2M	330.75.216	F02.06.020

DIMENSION (L)	FINISH
5200mm	Silver

S42 TOP TRACK 14.05.020, DOUBLE

- Material : Aluminum
- Finish : Silver, Black
- Packing : Per Length



ITEM NO.	OLD CODE	NEW CODE
TTN+.S42.TT.14.05.020.SL.5.2M	330.75.226	F02.06.022

DIMENSION (L)	FINISH
5200mm	Silver

S34 BOTTOM TRACK 14.06.020 DOUBLE

- Material : Aluminum
- Finish : Silver, Black
- Packing : Per Length



ITEM NO.	OLD CODE	NEW CODE
TTN+.S42.BT.14.06.020.SL.5.2M	330.75.231	F02.06.024

DIMENSION (L)	FINISH
5200mm	Silver

S42 BOTTOM FRAME 15.04.020

- Material : Aluminum
- Finish : Black
- Packing : Per Length



ITEM NO.	CODE	LENGTH
TTN+.S42.BF.15.04.020.BLK.5.2M	F02.06.019	5200mm

CORNICE VERICAL PRIFILE SILVER 82.01.020

- Material : Aluminum
- Finish : Silver
- Packing : Per Length



ITEM NO.	OLD CODE	NEW CODE
TTN+.CRN.VP.82.01.020.SL.5.2M	330.75.460	F02.05.015

DIMENSION (L)
5200mm

CORNICE PROFILE FOR MOUNTING SHELFT 82.11.020

- Material : Aluminum
- Finish : Silver
- Packing : Per Length



ITEM NO.	OLD CODE	NEW CODE
TTN+.CRN.PROFMS.82.11.020.SL.5.2M	330.75.500	F02.05.016

DIMENSION (L)
5200mm

CORNICE PVC PROFILE BLACK 82.12.005, 320MM

- Material : PVC
- Finish : Black
- Packing : Per Length



ITEM NO.	OLD CODE	NEW CODE
TTN+.CRN.PVC.PROF.82.12.005.320MM	330.75.505	F02.05.017

DIMENSION (L)
320mm

CORNICE, HOLDER PROFILE CONNECTOR 82.10.004

- Material : PVC
- Finish : Black
- Packing : Per Length



ITEM NO.	OLD CODE	NEW CODE
TTN+.CRN.HPCONNECT.82.10.004	330.75.510	F02.05.018

DIMENSION

CORNICE WALL CONNECTOR 82.10.006

- Material : Stainless Steel
- Finish : Stainless Steel
- Packing : Per Piece



ITEM NO.	OLD CODE	NEW CODE
TTN+.CRN.WCONNECT.82.10.006	330.75.515	F02.05.019

DIMENSION

CORNICE CORNER FRAME CONNECTOR 82.10.005

- Material : Steel
- Finish : Galvanized
- Packing : Per Piece



ITEM NO.	OLD CODE	NEW CODE
TTN+.CRN.CFCONNECT.82.10.005	330.75.520	F02.05.020

DIMENSION

CORNICE COVER FOR ADJUSTABLE FOOT 82.10.009

- Material : Stainless Steel
- Finish : Stainless Steel
- Packing : Per Piece



ITEM NO.	OLD CODE	NEW CODE
TTN+.CRN.COVER.82.10.009	330.75.525	F02.05.021

DIMENSION

CORNICE ADJUSTABLE FOOT 82.10.026

- Material : Steel
- Finish : Galvanized
- Packing : Per Piece



ITEM NO.	OLD CODE	NEW CODE
TTN+.CRN.ADJFOOT.82.10.026	330.75.530	F02.05.022

DIMENSION

PLASTIC PIN.82.10.041.WH

- Material : PVC
- Finish : White
- Packing : Per Piece



ITEM NO.	OLD CODE	NEW CODE
TTN+.CRN.PLASTICPIN.82.10.041.WH	330.75.535	F02.05.023

DIMENSION

CORNICE RUBBER STRIP FOR ROD PROFILE 80.23.021

- Material : PVC
- Finish : Black
- Packing : Per Length



ITEM NO.	OLD CODE	NEW CODE
TTN+.CRN.RSTRIP.80.23.021.2.5M	330.75.560	F02.05.028

DIMENSION (L)

2500mm

CORNICE SHELF CONNECTOR-CENTER 82.10.003

- Material : Aluminum
- Finish : Silver
- Packing : Per Piece



ITEM NO.	OLD CODE	NEW CODE
TTN+.CRN.SHELFCON.82.10.003	330.75.540	F02.05.024

DIMENSION

CORNICE HANGING ROD HOLDER 80.22.055

- Material : Aluminum
- Finish : Silver
- Packing : Per Pair



ITEM NO.	OLD CODE	NEW CODE
TTN+.CRN.RHOLDER.80.22.055.PR	330.75.565	F02.05.029

DIMENSION

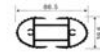
CORNICE SHELF CONNECTOR 82.10.001

- Material : Aluminum
- Finish : Silver
- Packing : Per Piece



ITEM NO.	OLD CODE	NEW CODE
TTN+.CRN.SHELFCON.82.10.001.L	330.75.545	F02.05.025
TTN+.CRN.SHELFCON.82.10.001.R	330.75.550	F02.05.026

DIMENSION



CORNICE HANGING ROD PROFILE 80.23.020

- Material : Aluminum
- Finish : Silver
- Packing : Per Length



ITEM NO.	OLD CODE	NEW CODE
TTN+.CRN.H.ROD.PROFILE.80.23.020.6M	330.75.555	F02.05.027

DIMENSION (L)

6000mm

ITEM NO.	OLD CODE	NEW CODE
TTN.7010.2.6M	350.70.100	F02.04.001
TTN.7015	350.70.120	F02.04.002
TTN.7020.200	350.70.130	F02.04.002
TTN.7020.250	350.70.170	F02.04.004
TTN.7020A	350.70.140	F02.04.003
TTN.7020B	350.70.150	F02.04.003

MATERIAL/FINISH	DESCRIPTION	PACKING
Aluminum	Main Post	Per Length
Abs/Pearl Chrome	Base Support	Per Piece
Aluminum / Pearl Chrome	Top Bar Support	Per Piece
Aluminum / Pearl Chrome	Top Bar Support	Per Piece
Abs / Pearl Chrome	Top Support	Per Piece
Pearl Chrome	Wall Support	Per Piece

CUTLERY TRAY



ITEM NO.	SAP CODE	DESCRIPTION
TTN.9020B15.1M	F02.04.023	1000mm

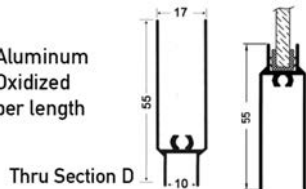
CUTLERY TRAY



ITEM NO.	SAP CODE	DESCRIPTION
TTN.8030.B	350.80.240	

BOTTOM FRAME

- Material : Aluminum
- Finish : Oxidized
- Packing : per length



ITEM NO.	SAP CODE	DESCRIPTION
TTN.F20.BF.3M	330.20.205	3000mm

BOTTOM FRAME

- Material : Aluminum
- For Glass Thickness : 5-6 mm
- Packing : per length




ITEM NO.	SAP CODE	DESCRIPTION
TTN.AGL01	306.10.451	5-6 glass thickness
TTN.AGL02ALUM.3M	306.10.501	

TOP SUPPORT




ITEM NO.	SAP CODE	DESCRIPTION
TTN.8020.260	F02.04.010	Pearl Chrome

SLIDING RAIL



ITEM NO.	SAP CODE	DESCRIPTION
TTN.6812.5.8M	330.50.178	5800mm

RAIL COVER WITH DUST BRUSH



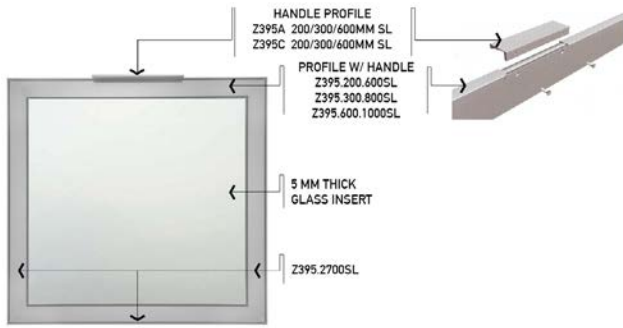
ITEM NO.	SAP CODE	DESCRIPTION
TTN.6813.5.8M	330.50.229	5800mm

SLIDING ROLLER SET FOR WOODEN DOORS

- Wood Thickness : 18-20mm
- Packing : per pair

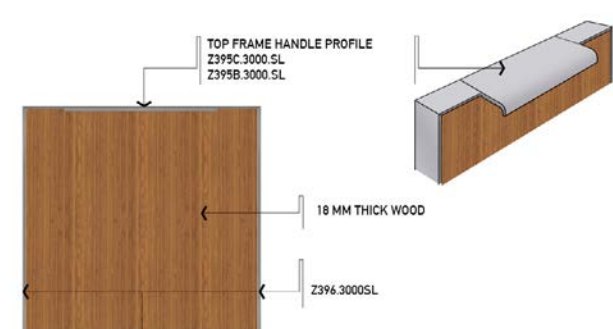
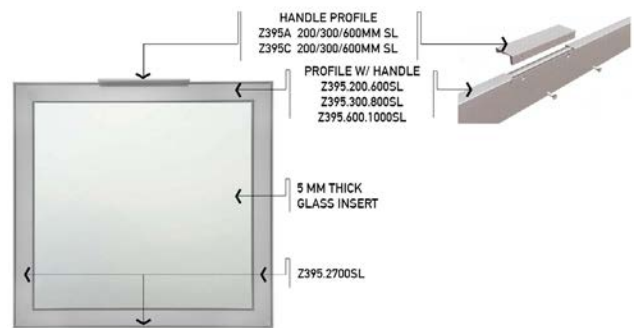
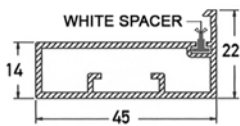


ITEM NO.	CODE
TTN.F10W	330.10.164



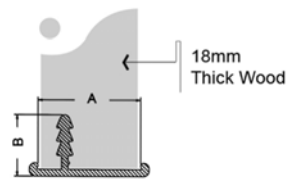
ALUMINUM FRAME PROFILE

- Material : Aluminum
- Finish : Silver
- Glass Thickness : 5mm
- Packing : Per Length



ALUMINUM EDGING PROFILE

- Material : Aluminum
- Finish : Silver
- Wood Thickness : 18mm
- Packing : Per Length

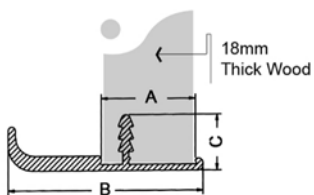


ITEM NO.	CODE	LENGTH
TTN.Z395.2700SL	F01.04.022	2700mm

ITEM NO.	CODE	LENGTH
TTN.Z396.3000SL	F01.05.021	3000mm


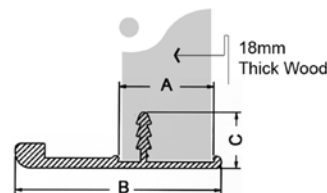
ALUMINUM EDGING PROFILE WITH HAND GRIP

- Material : Aluminum
- Finish : Silver
- Wood Thickness : 18mm
- Packing : Per Length



ALUMINUM EDGING PROFILE WITH HAND GRIP

- Material : Aluminum
- Finish : Silver
- Wood Thickness : 18mm
- Packing : Per Length




ITEM NO.	CODE	LENGTH	DIMENSION (A x B x C)
TTN.Z396C.3000SL	F01.05.023	3000mm	19.3 x 40 x 11.4mm

ITEM NO.	CODE	LENGTH	DIMENSION (A x B x C)
TTN.Z396B.3000SL	F01.05.022	3000mm	19.3 x 42 x 11.4mm

ALUMINUM FRAME PROFILE

- Material : Aluminum
- Finish : Polished Chrome
- Glass Thickness : 5mm
- Application : for Cabinet Door
- Packing : Per Length

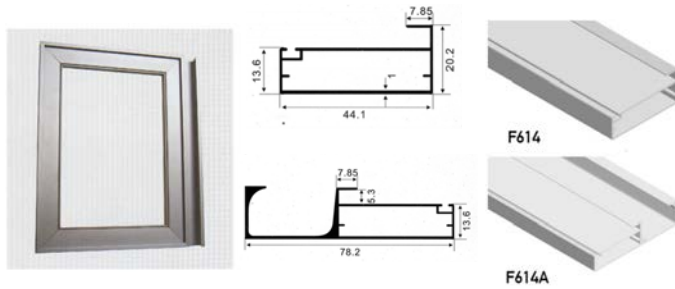


Note: Use AFB036 Bracket (Sold Separately)

ITEM NO.	CODE	LENGTH
TTN.8910A.3M.CP	F01.04.035	3000mm

ALUMINUM FRAME PROFILE

- Material : Aluminum
- Finish : Silver, Black
- Glass Thickness : 5mm
- Packing : Per Length



ITEM NO.	CODE	LENGTH	FINISH
TTN.F614.5M.SL	F01.03.009	5000mm	Silver
TTN.F614A.5M.SL	F01.03.013	5000mm	Silver
TTN.F614.5M.BLK	F01.03.010	5000mm	Black
TTN.F614A.5M.BLK	F01.03.012	5000mm	Black

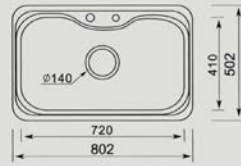
TOPMOUNT SINGLE BOWL

- Finish : PSS
- Packing : per piece



FEATURES
 SUS304 Stainless Steel
 140mm Drain opening
 775 x 475mm Cutout size

INSTALLATION
 Drop-in installation
 Supplied with Clips



ITEM NO.	SAP CODE	DESCRIPTION
KCH.SSB8050.PSS	B05.01.022	802x502x220mm 1mm Thickness

UNDERMOUNT DOUBLE BOWL

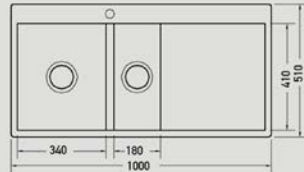
- Finish : SSS
- Packing : per piece



FEATURES
 SUS304 Stainless Steel
 Bowl size: 410mm x 340mm
 410mm x 180mm
 Thickness: 1.1mm

INSTALLATION
 Drop-in installation
 Fasteners (clips) included

SUS 304

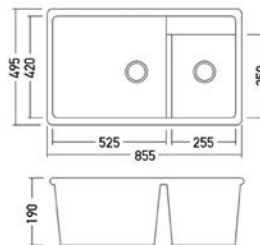


Strainer and P-Trap sold separately.

ITEM NO.	SAP CODE	DESCRIPTION
KCH.DDBD3920L.SS	510.60.130	1000x510x228mm

DOUBLE BOWL GRANITE (BIG & SMALL)

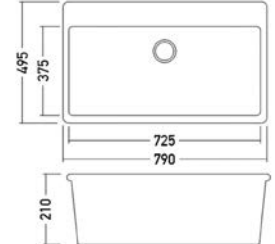
- Material : Granite (80% Granite and 20% Acrylic Resin)
- Features : Hot and Cold Water Resistant
Shock resistant - 2m high impact shock
Anti-stain and Anti-scratch
- Description : Double Bowl
With Fittings and Accessories
- Mounting : Top Mount
- Packing : per set



ITEM NO.	SAP CODE	DESCRIPTION
KCH.GDB3420.LIGHTGREY	510.70.115	855x495mm
KCH.GDB3420.BLACK	510.70.125	855x495mm

SINGLE WIDE BOWL GRANITE

- Material : Granite (80% Granite and 20% Acrylic Resin)
- Features : Hot and Cold Water Resistant
Shock resistant - 2m high impact shock
Anti-stain and Anti-scratch
- Description : Single Bowl
With Fittings and Accessories
- Mounting : Top Mount
- Packing : per set



ITEM NO.	SAP CODE	DESCRIPTION
KCH.GSB3119.LIGHTGREY	510.70.130	790x495
KCH.GSB3119.BLACK	510.70.140	790x495

TOPMOUNT SINGLE BOWL w/ Board

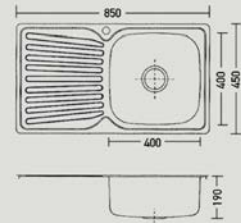
- Finish : PSS/SSS
- Packing : per piece



FEATURES
 SUS304 Stainless Steel
 Super-Silencer Pad.
 114mm/70mm drain opening

INSTALLATION
 Drop-in installation
 P-trap, Strainer and Fasteners (clips) included

SUS 304



ITEM NO.	SAP CODE	DESCRIPTION
TDR.DSBD2202R.SS	510.10.571	850x480x1mm

TOPMOUNT DOUBLE BOWL

- Finish : PSS/SS
- Packing : per piece

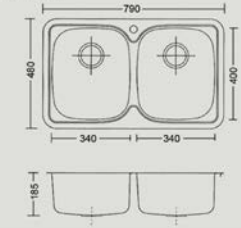


Strainer and P-Trap sold separately.

FEATURES
 T-304 stainless steel
 Both bowl are the same size
 Super-Silencer Pad
 114mm drain opening

INSTALLATION
 Drop-in installation
 Sealing Tape and Fasteners (clips) included
 With overflow

SUS 304



ITEM NO.	SAP CODE	DESCRIPTION
TDR.DDB401.SS	B05.01.002	790x480x0.8mm

CHOPPING BOARD

- Material : Wood
- Packing : per piece



ITEM NO.	SAP CODE	DESCRIPTION
KCH.ACB1	510.30.576	Wood

CHOPPING BOARD

- Material : Wood
- Packing : per piece



ITEM NO.	SAP CODE	DESCRIPTION
KCH.ACB3	510.30.586	Wood

**1 BOWL BOTTLE TRAP
w/ Strainer**

- Material : Brass
- Packing : per piece



ITEM NO.	SAP CODE	DESCRIPTION
BSR.KSA.P38	510.50.521	

P-TRAP & STRAINER

- Packing: per piece

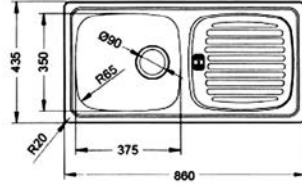


ITEM NO.	SAP CODE	DESCRIPTION
TDR.PTS.1B	510.10.581	for 1 Bowl
TDR.PTS.2B	510.10.586	for 2 Bowls

SINGLE BOWL SINK

**SUS
304**

- Material : SUS304 Stainless Steel
- Finish : Satin Stainless Steel
- Description : Super Silencer Pad
Drop-in Installation
Sealing Tape and Fasteners (clips) included
- Packing : Per Piece



ITEM NO.	OLD CODE	NEW CODE
KCH.DSBD326R.SS	510.20.541	B05.01.013
KCH.DSBD326L.SS	510.20.536	B05.01.012

DIMENSION (L x W x H)	DRAIN
860 x 435 x 152mm	Right
860 x 435 x 152mm	Left

COLANDER

- Material : SUS304 Stainless Steel
- Finish : Satin Stainless Steel
- Description : For 400mm Width Sink
- Packing : Per Piece



ITEM NO.	OLD CODE	NEW CODE
KCH.SSC5008L.SS	510.20.635	

DIMENSION (L x W x H)
426 x 231 x 90mm

SIGN PLATE



ITEM NO.	SAP CODE	DESCRIPTION
BSR.SP.004.SS	600.40.516	75mm, Handicap
BSR.SP.001.SS	600.40.576	75mm, Male
BSR.SP.003.SS	600.40.596	75mm, Male/Female

LOCKSET



ITEM NO.	SAP CODE	DESCRIPTION
S32.SBK3007.US3	605.20.526	Entrance, PB

LEVERSET

LEVERSET

• Packing : per piece



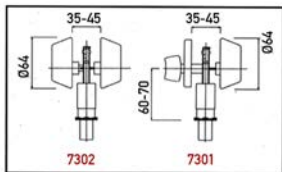
ITEM NO.	SAP CODE	DESCRIPTION
SLG.L4461.SC	A05.02.005	Entrance, SC

STANDARD DUTY DEADBOLT

Special Design for Standard Duty. Meets with ANSI A156.2 Grade 3.



- Door Prep : Cross bore 2-1/8" (54mm), Edge Bore 1" (25mm), Latch Face 1"x2-1/4" (25x57mm)
- Door Thick : Fits doors 1-3/8" (35mm) to 1-3/4" (45mm) thick.
- Backset : Adjustable 2-3/8" (60mm) or 2-3/4" (70mm)
- Latch : Full 1"(25mm) throw deadbolt with hardened bolt.
- Cylinder : 5-pin or 6-pin removable core, Schlage C Keyway or Kwikset or YALE or C4 keyway and other optional.
- Face Plate : Changeable Square corner 1"x2-1/4" (25x57mm) standard, radius corner as optional.
- Strike : Square 1"x2-1/4" (25x57mm) as standard, radius corner as optional. Square 1"x2-3/4" (25x70mm) also available, Radius corner extended strike 1-3/4"x3" (44x76mm)
- Packing : per piece



ITEM NO.	CODE	CYLINDER	FINISH
S32.DBS7301.US32D	A05.01.006	Single Cylinder	Stainless Steel
S32.DBS7301.US3	A05.01.005	Single Cylinder	Polished Brass
S32.DBD7302.US3	A05.01.002	Double Cylinder	Polished Brass

DEADBOLT G2



ITEM NO.	SAP CODE	DESCRIPTION
SLG.7102.SC	605.30.549	Double Cylinder, SC

DEADBOLT G2



ITEM NO.	SAP CODE	DESCRIPTION
SLG.L4372.US26D	605.30.589	Privacy

LATCH BOLT

• Packing : per piece



ITEM NO.	SAP CODE	DESCRIPTION
SLG.LB70.SS	605.30.693	Entrance, 70mm
SLG.LB70	605.30.696	Privacy, 70mm

LOCKSET G3



ITEM NO.	SAP CODE	DESCRIPTION
SLG.6411.SC	605.30.790	Entrance
SLG.6412.AB	605.30.805	Privacy
SLG.6414.SC	605.30.810	Storeroom
SLG.6414.AB	605.30.815	Storeroom

TUBE LEVER HANDLE

• Packing : per piece



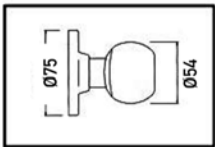
ITEM NO.	SAP CODE	DESCRIPTION
BSR.LH007.SS	605.40.589	SS SUS304

CYLINDRICAL KNOB

Special Design for Standard Duty. Meets with ANSI A156.2 Grade 3.
Exceeds 200,000 cycles.



- Material : Stainless Steel SUS202
- Finish : Stainless Steel
- Door Prep : Cross Bore 2-1/8" (54mm), Edge Bore 1" (25mm)
Latch Face 1"x2-1/4" (25x57mm)
- Door Thick : 1-3/8" (35mm) to 1-3/4" (45mm) thickness doors as Standard.
- Backset : 2-3/8" (60mm) standard, 2-3/4" (70mm) optional.
- Latch : 1/2" throw dead latch and spring latch.
- Cylinder : 6-pin removable core, Schlage C Keyway or Kwikset or YALE or C4 keyway and other optional.
- Strike : T-shape 38x68mm square standard.
- Key Type : Household Key
- Packing : per piece/ Blister Pack



ITEM NO.	CODE	FUNCTION
MBL.K5871P.SS	A05.01.008	Privacy

LEVER KNOB

- Packing : per piece



ITEM NO.	SAP CODE	DESCRIPTION
GMT.900.2	610.20.525	for Panic Exit Device

PANIC EXIT DEVICE PUSH TYPE-VERT POST

- Door Width : 30" to 48"
- Finish : Silver - Aluminum
- Packing : per piece



ITEM NO.	SAP CODE	DESCRIPTION
GMT.917.SL	610.20.549	Panic Exit Device

PANIC EXIT DEVICE

- Finish : Stainless Steel
- Packing : per piece



ITEM NO.	SAP CODE	DESCRIPTION
SB.UL620.USP	610.30.629	1-3/4" Thick

VERTICAL ROD TYPE EXIT DEVICE LBR

- Packing : per piece



ITEM NO.	SAP CODE	DESCRIPTION
CAL.2260V3648LHR.L	613.10.509	Left
CAL.2260V3648RHR.r	613.10.517	Right

DOOR CLOSER

- Packing : per piece



ITEM NO.	SAP CODE	DESCRIPTION
CAL.CR3049HO.ALUM	613.10.557	H.O. Arm w/ Parallel Bracket
CAL.CR441.ALUM	613.10.565	Standard Arm

TUBE LEVER HANDLE

- Packing : per piece



ITEM NO.	SAP CODE	DESCRIPTION
BSR.LH024T.SS	605.40.720	SS SUS304

LEVER SET - Solid Type

- Material : Zinc Alloy
- Packing : per piece

SET WITH : Solid Lever Handle
Mortise Lock
Single Cylinder



ITEM NO.	SAP CODE	DESCRIPTION
SCR.CH7266.H76L	605.65.773	Entrance, SN

LEVER SET - Solid Type

- Material : Zinc Alloy
- Packing : per piece

SET WITH : Solid Lever Handle
Mortise Lock
Single Cylinder



ITEM NO.	SAP CODE	DESCRIPTION
SCR.CH7266.H86L	605.65.789	Entrance, SN

DOOR CLOSER

- Door Width : 950 mm
- Max. Door Weight : 60 kgs.
- Packing : per piece



ITEM NO.	SAP CODE	DESCRIPTION
ADC.984.SA	610.11.423	Standard Arm
ADC.PAB.984.28A.SL	610.11.431	Parallel Arm

SIDE CONNECTOR

- Packing : per piece



ITEM NO.	SAP CODE	DESCRIPTION
ADC.PF150C	610.13.488	SSS Hairline

CORNER LOCK

- Packing : per piece



ITEM NO.	SAP CODE	DESCRIPTION
ADC.PL201.PSS	610.13.494	PSS

DOOR STOPPER - RIGHT

- Material : SUS304 Stainless Steel
- Finish : SSS
- Packing : per piece



ITEM NO.	SAP CODE	DESCRIPTION
BSR.GSD.S5.R	620.95.115	SS SUS304

BOTTOM GUIDE

- Material : SUS304 Stainless Steel
- Finish : SSS
- Packing : per piece



ITEM NO.	SAP CODE	DESCRIPTION
BSR.GSD.BG9	620.95.109	SS SUS304

Tube

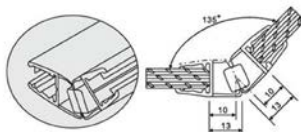
- Description: SSS, SUS 304
- Packing : per piece



ITEM NO.	SAP CODE
BSR.GSD.TB25.A2.2500MM.CH	620.95.226
BSR.GSD.TB25.B5.1200MM	620.95.212

MAGNETIC SEAL

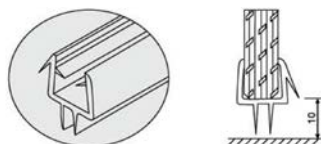
- Size : 2.2m / 10mm
- Finish : Clear
- Packing : per piece



ITEM NO.	SAP CODE
BSR.SHPS.09/10.2.2M	A03.04.009

PLASTIC SEAL

- Size : 2.2m / 10mm
- Finish : Clear
- Packing : per piece



ITEM NO.	SAP CODE
BSR.SHPS.06	A03.04.005

LOOSE PIN HINGE

- Material : Stainless Steel
- Bearing : 2BB
- Finish : Satin Stainless Steel
- Packing : per pair



ITEM NO.	CODE	DIMENSION
EURO.LPH404030.2BBSS	615.10.725	4.0" x 4.0" x 3.0mm

LOOSE PIN HINGE

- Material : Stainless Steel
- Finish : Satin Stainless Steel
- Packing : Visual Blister Retail Packing per pair



ITEM NO.	CODE	DIMENSION
ST1.LPH403530.2BBSS	A02.02.006	4.0" x 3.5" x 3.0mm

LOOSE PIN HINGE

- Material : Stainless Steel
- Finish : Satin Stainless Steel
- Packing : Industrial / Contractor's Packing per pair



2BB



Plain Bearing

ITEM NO.	CODE	DIMENSION
S32.LPH303020.2BBSS	A02.02.013	3.0" x 3.0" x 2.0mm, 2BB
S32.LPH303020.SS	A02.02.014	3.0" x 3.0" x 2.0mm, Plain Bearing
S32.LPH353520.SS	A02.02.015	3.5" x 3.5" x 2.0mm, Plain Bearing
S32.LPH353530.SS	A02.02.017	3.5" x 3.5" x 3.0mm, Plain Bearing
S32.LPH403530.2BBSS	A02.02.020	4.0" x 3.5" x 3.0mm, 2BB
S32.LPH403525.SS	A02.02.019	4.0" x 3.5" x 2.5mm, Plain Bearing

LOOSE PIN HINGE

- Material : Stainless Steel
- Finish : SSS
- Packing : per pair



ITEM NO.	CODE	DIMENSION (L x W x T)
EURO.LPH353520.SS	A02.02.012	3.5" x 3.5" x 2.0mm

CYLINDRICAL LEVER

Special Design for Standard Duty. Meets with ANSI A156.2 Grade 3

- Finish : Antique Brass
- Packing : per piece



ITEM NO.	CODE	FUNCTION
SLG.6411.AB	A05.02.026	Entrance, Right Handle

CYLINDRICAL LEVERSET

Special Design for Standard Duty. Meets with ANSI A156.2 Grade 3. Exceeds 200,000 cycles

- Finish : Satin Nickel
- Door Prep : Cross bore 2-1/8" (54mm), Edge Bore 1" (25mm), Latch Face 26 x 57mm
- Door Thick : Fits doors 1-3/8" (35mm) to 1 3/4" (45mm) thick.
- Backset : 2-3/8" (60mm) standard, 2-3/4" (70mm) optional
- Latch : 1/2" throw dead latch and spring latch
- Cylinder : 5-pin or 6-pin removable core. Schlage C Keyway or Kwikset or C4 keyway and other optional
- Strike : T-shape 1-1/2" x 2-3/4" (38 x 68mm) Square standard
- Key Type : Household Key
- Packing : per piece/Blister Pack



ITEM NO.	CODE	FUNCTION
BSR.L7150E.SN	A05.01.024	Entrance
BSR.L7150P.SN	605.20.603	Privacy

TUBE LEVER HANDLE

- Material : SUS304 Stainless Steel
- Finish : Stainless Steel
- Packing : per piece



SUS
304

ITEM NO.	CODE
BSR.LH002.SS	605.40.517

TUBULAR LEVERSET

Special Design for Standard Duty. Meets with ANSI A156.2 Grade 3.

- Material : Zinc Alloy
- Finish : Satin Chrome
- Backset : 60mm
- Packing : per piece

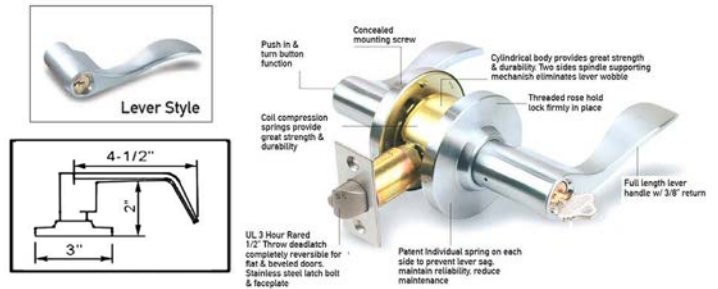


ITEM NO.	CODE	FUNCTION
SLG.6441.L.SC	605.30.820	Entrance, Left Handle
SLG.6441.R.SC	605.30.825	Entrance, Right Handle

CYLINDRICAL LEVERSET

Special Design for Standard Duty. Meets with ANSI A156.2 Grade 2

- Finish : Satin Chrome
- Door Prep : Cross bore 2-1/8" (54mm), Edge Bore 1", Latch Face 1-1/8" x 2-1/4"
- Door Thick : Fits doors 1-3/8" (35mm) to 2"
- Backset : 2-3/4" (70mm) standard, 2-3/8" (60mm) optional
- Bolt : 1/2" throw, Stainless Steel
- Cylinder : 5-pin or 6-pin removable core. Schlage C Keyway or Kwikset
- Face Plate : and other optional
1-1/8" x 2-1/4" Round corner standard
- Strike : 2-1/4" full lip square corner standard. Round corner & optional "T" available
- Packing : per piece



ITEM NO.	CODE	FUNCTION
SLG.4451L.SC	A05.02.018	Entrance, Left Handle
SLG.4451R.SC	A05.02.019	Entrance, Right Handle
SLG.4452.L.SC	A05.02.020	Privacy, Left Handle
SLG.4452.R.SC	A05.02.021	Privacy, Right Handle

SOLID LEVER HANDLE

- Material : SUS304 Stainless Steel
- Finish : Stainless Steel
- Packing : per piece



SUS
304

ITEM NO.	CODE
BSR.LH033.SS	605.40.621

LATCH BOLT

- Backset : 70mm
- Finish : SS
- Packing : per piece



ITEM NO	CODE
S32.LB70	A05.01.011

SINGLE CYLINDER-PRIVACY

- Material : Satin Nickel
- Function : Privacy
- Cylinder Length : 50mm
- Packing : per piece



ITEM NO	CODE
BSR.CS50P.SN	A05.04.011

STAINLESS DOOR LEVER HANDLE

- Material : SUS304 Stainless Steel, Solid
- Finish : Satin Stainless Steel
- Others : with 3mm Square on Rose & Escutcheon



SUS 304

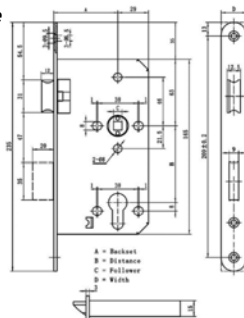
Note: Use 50mm Cylinder

ITEM NO.	CODE
BSR.LH054-S.SUS304	A05.03.014

MORTISE LOCK WITH PLATE

- Material : SUS304 Stainless Steel
- Lockcase : Steel galvanized
- Backset : 60mm x 72mm
- Forend : 22 x 235 x 3mm, Square, SSS
- Follower : 8 x 8mm
- Packing : per piece

UL SUS 304



ITEM NO.	CODE
BSR.ARES.A6072ZE	A05.04.002
BSR.ARES.A6072Z	A05.04.001

LOKIN 8619 HANDLESET SN/CH ENTRANCE

- Finish : Satin Nickel and Chrome
- Function : Entrance
- Cylinder : Solid Brass
- Door Thickness : 35-50mm
- Backset : 60/70mm
- Packing : per piece



ITEM NO	CODE	DESCRIPTION
LOK.8619.SN.CH.ET	605.60.748	Left/Right Handle

LOKIN 8301.1 HANDLESET AB SINGLE W/ KNOB

- Finish : Antique Brass
- Function : Entrance
- Cylinder : Solid Brass
- Door Thickness : 35-50mm
- Backset : 60/70mm
- Packing : per piece



ITEM NO	CODE	DESCRIPTION
LOK.8301.1.AB.ET	605.60.637	Left/Right Handle

LOKIN 8603 HANDLESET SN/NP ENTRANCE

- Finish : Satin Nickel and Nickel Plated
- Function : Entrance
- Cylinder : Solid Brass
- Door Thickness : 35-50mm
- Backset : 60/70mm



ITEM NO	CODE	DESCRIPTION
LOK.8603.SNNP.ET	605.60.685	Left/Right Handle

DOOR STOPPER

- **Material** : SUS304 Stainless Steel
- **Finish** : Satin Stainless Steel
- **Description** : Spring door stopper
- **Packing** : per piece



SUS 304

ITEM NO.	CODE	LENGTH
BSR.DS001.SSS	A05.07.092	142mm
BSR.DS002.SSS	A05.07.095	198mm

DOOR GUARD WITH CATCH

- **Material** : Zinc, Rubber
- **Finish** : Satin Nickel
- **Packing** : per piece



ITEM NO.	CODE	DIMENSION
BSR.D5408.SN	A05.07.067	138 x 66mm

HOOK LOCK, SINGLE CYLINDER

- **Finish** : Zinc Plated (case)
- **Backset** : 23mm
- **Operation** : Hook Lock
- **Strike plate** : Square, flat, included
- **Latchbolt** : Solid Steel
- **Packing** : per piece



ITEM NO.	CODE
MICO.HL-41055.S	630.25.091

LOKIN 3311 CYL. & TUBULAR LEVER LOCK SN ET, RIGHT

- **Finish** : Satin Nickel
- **Function** : Entrance
- **Cylinder** : Solid Brass
- **Door Thickness** : 35-50mm
- **Backset** : 60/70mm
- **Packing** : per piece



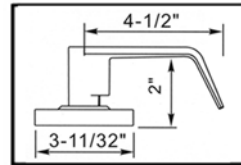
ITEM NO	CODE	DESCRIPTION
LOK.3311R.SN.ET	605.60.622	Right Handle
LOK.3311.SN.ET	605.60.621	Left/Right Handle
LOK.3310.SN.ET	605.60.573	Left/Right Handle

CYLINDRICAL LEVERSET



Special Design for Standard Duty. Meets with ANSI A156.2 Grade 2

- **Finish** : Satin Chrome
- **Door Prep** : Cross bore 2-1/8" (54mm), Edge Bore 1", Latch Face 1-1/8" x 2-1/4"
- **Door Thick** : Fits doors 1-3/8" (35mm) to 2"
- **Backset** : 2-3/4" (70mm) standard, 2-3/8" (60mm) optional
- **Bolt** : 1/2" throw, Stainless Steel
- **Cylinder** : 5-pin or 6-pin removable core. Schlage C Keyway or Kwikset and other optional
- **Face Plate** : 1-1/8" x 2-1/4" square corner standard. Round corner & other options available
- **Strike** : 2-1/4" full lip square corner standard. Round corner & optional "T" available
- **Packing** : per piece



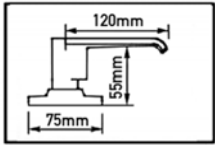
ITEM NO.	CODE	FUNCTION
SLG.L4571.SC	A05.02.006	Entrance

CYLINDRICAL LEVERSET

Special Design for Standard Duty. Meets with ANSI A156.2 Grade 2.



- Finish : Satin Chrome
- Door Prep : Cross bore 2-1/8" (54mm), Edge bore 1" Latch Face 1-1/8" x 2-1/4"
- Door Thick : Fits doors 1-3/8" (35mm) to 2"
- Backset : 2-3/8" (60mm)
- Bolt : 1/2" throw, Stainless Steel
- Cylinder : 5-pin or 6-pin removable core, Schlage C Keyway or Kwikset and other optional
- Faceplate : 1" x 2-1/4" square corner standard, Round corner & other options available
- Strike : 2-1/4" full lip square corner standard. Round corner & optional "T" available.
- Packing : per piece



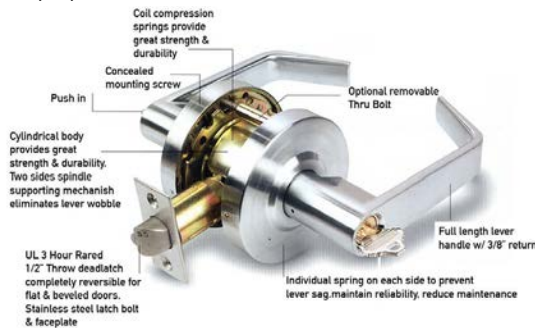
ITEM NO.	CODE	FUNCTION
S32.L4410.SC	A05.02.008	Dummy

CYLINDRICAL LEVERSET

Special Design for Standard Duty. Meets with ANSI A156.2 Grade 2.



- Finish : Satin Chrome
- Door Prep : Cross bore 2-1/8" (54mm), Edge bore 1", Latch Face 1-1/8"x2-1/4"
- Door Thick : Fit doors 1-3/8" (35mm) to 2"
- Backset : 2-3/4" (70mm) standard, 2-3/8" (60mm) optional
- Bolt : 1/2" throw Stainless Steel
- Cylinder : 5-pin or 6-pin removable core, Schlage C Keyway or Kwikset and other optional
- Faceplate : 1-1/8" x 2-1/4" square corner standard. Round corner & other options available
- Strike : 2-1/4" full lip square corner standard. Round corner & optional "T" available
- Packing : per piece



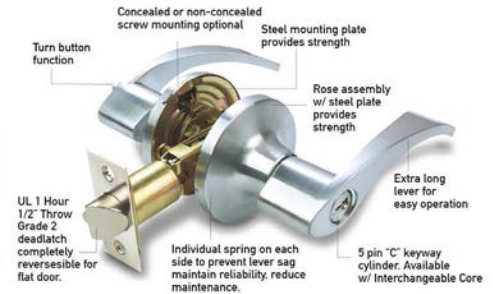
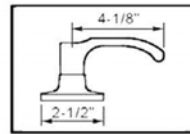
ITEM NO.	CODE	FUNCTION
S32.L4470.SC	A05.02.017	Dummy
S32.L4471.SC	A05.02.013	Entrance
S32.L4472.SC	A05.02.014	Privacy
S32.L4473.SC	A05.02.015	Passage
S32.L4474.SC	A05.02.016	Storage

TUBULAR LEVERSET



Special Design for Barrier Free Application. Meets with ANSI A156.2 Grade 3.

- Finish : Satin Chrome
- Door Prep : Cross bore 2-1/8" (54mm), Edge bore 1", Latch Face 1" x 2-1/4"
- Door Thick : 1-3/8"-2" standard
- Backset : 2-3/4" standard, 2-3/8" optional
- Bolt : 1/2" throw, Stainless Steel
- Cylinder : 5-pin or 6-pin removable core, Schlage "C" keyway or Kwikset
- Face Plate : 1-1/8"x2-1/4" square corner standard. Round corner
- Strike : 2-1/4" full lip square corner standard. Round corner & optional "T" available.
- Packing : per piece



ITEM NO.	CODE	FUNCTION
SLG.6471.L.SC	A05.02.022	Entrance, Left Handle
SLG.6471.R.SC	A05.02.023	Entrance, Right Handle
SLG.6472.L.SC	A05.02.024	Privacy, Left Handle
SLG.6472.R.SC	A05.02.025	Privacy, Right Handle

**LH054-S LEVER HANDLE SOLID
WITH 54MM FLAT PLATE**

SUS
304

- **Material** : SUS304 Stainless Steel
- **Door Thickness** : 38-45mm
- **Feature** : Magnetic Clip
- **Packing** : per piece




ITEM NO	OLD CODE
BSR.LH054-S.SUS304	600.40.750

NEW CODE
A05.03.014

LEVER HANDLE TUBE SOLID

SUS
304

- **Material** : SUS304 Stainless Steel
- **Finish** : Satin Stainless Steel
- **Others** : Square on Rose & Escutcheon
- **Packing** : per piece



Note: Use ML01 Mortise or BSR.CS70.SN

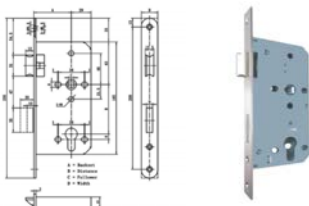
ITEM NO	OLD CODE
BSR.LH053-S.SS	605.40.740

NEW CODE
A05.03.013

ARES MORTISE SASH LOCK

SUS
304

- **Material** : SUS304 Stainless Steel
- **Lockcase** : Steel Galvanised with blue coating
- **Backset** : 60mm x 72mm
- **Forend** : 22 x 235 x 3mm, Square, SSS
- **Follower** : 8 x 8mm
- **Accessories** : striking plate & plastic box & fixing screws
- **Packing** : per piece



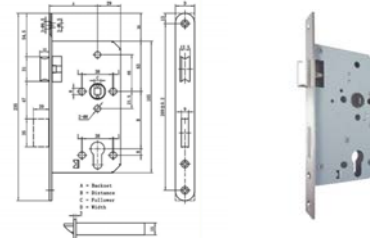
ITEM NO	OLD CODE
BSR.ARES.A6072Z	600.40.752

NEW CODE
A05.04.001

ARES MORTISE ESCAPE LOCK REVERSIBLE

SUS
304

- **Material** : SUS304 Stainless Steel
- **Lockcase** : Steel Galvanised with blue coating
- **Backset** : 60mm x 72mm
- **Forend** : 22 x 235 x 3mm, Square, SSS
- **Follower** : 8 x 8mm with 110mm split spindle
- **Accessories** : striking plate & plastic box & fixing screws
- **Packing** : per piece



ITEM NO	OLD CODE
BSR.ARES.A6072ZE	600.40.754

NEW CODE
A05.04.002

DOOR STOPPER

- **Finish** : SN
- **Packing** : per piece



D96624

ITEM NO	OLD CODE	NEW CODE
BSR.D96624.SN	600.75.591	A05.07.114

TYPE
Low Base Door Stopper

MAGNETIC DOOR STOP

- **Packing** : per piece

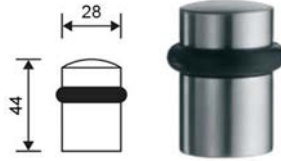


ITEM NO	OLD CODE	NEW CODE
BSR.D96636.ABR	600.75.588	A05.07.111
BSR.D96636.SN	600.75.589	A05.07.112
*BSR.D96636.GP	600.75.590	A05.07.113

FINISH
ABR
SN
GP

DOOR STOPPER

- Material : SUS304 Stainless Steel
- Packing : per piece



ITEM NO	OLD CODE	NEW CODE
BSR.DS4428.SS	600.75.700	A05.07.122

FINISH
SSS

- For Door Thickness : 35-45mm
- Packing : per piece



ITEM NO	OLD CODE	NEW CODE
BSR.DL682K.SN	620.20.682	A05.06.012
BSR.DL682K.ABR	620.20.684	A05.06.014
BSR.DL682K.PB	620.20.696	A05.06.024
BSR.DL682P.SN	620.20.683	A05.06.013
BSR.DL682P.ABR	620.20.685	A05.06.015
BSR.DL682P.PB	620.20.697	A05.06.025

FINISH	FUNCTION
SN	Entrance
ABR	Entrance
PB	Entrance
SN	Privacy
ABR	Privacy
PB	Privacy

- For Door Thickness : 35-45mm
- Packing : per piece



ITEM NO	OLD CODE	NEW CODE
BSR.DL683K.SN	620.20.686	A05.06.016
BSR.DL683K.ABR	620.20.688	
BSR.DL683K.PB	620.20.699	A05.06.026
BSR.DL683P.SN	620.20.687	A05.06.017
BSR.DL6823P.ABR	620.20.689	A05.06.018
BSR.DL683P.PB	620.20.691	A05.06.019

FINISH	FUNCTION
SN	Entrance
ABR	Entrance
PB	Entrance
SN	Privacy
ABR	Privacy
PB	Privacy

- For Door Thickness : 35-45mm
- Packing : per piece



ITEM NO	OLD CODE	NEW CODE
BSR.SDL001K.SSS	620.80.841	A05.06.029

FINISH	FUNCTION
SSS	Passage

- For Door Thickness : 35-45mm
- Packing : per piece



ITEM NO	OLD CODE	NEW CODE
BSR.SDL001.SSS	620.80.836	A05.06.028
BSR.SDL001.PB	620.80.831	A05.06.027

FINISH
SSS
PB

ROLLER LATCH

- Material : Stainless Steel
- Packing : per piece



ITEM NO	OLD CODE
BSR.TL500.SS	600.75.556

NEW CODE	PRICE
A05.07.102	350.00

DOOR SPRING HINGE

- Material : SUS304 Stainless Steel
- Packing : per piece



ITEM NO	OLD CODE
BSR.TL800.SS	600.75.566

NEW CODE
A05.07.103

DOOR STOPPER

- **Finish** : SN
- **Packing** : per piece



ITEM NO	OLD CODE	NEW CODE
S32.D96630.SN	600.75.606	A05.07.117

TYPE
Floor Mount

FLUSH PULL RING HANDLE

- **Material** : SUS304 Stainless Steel
- **Finish** : SSS
- **Door Thickness** : 40mm
- **Packing** : FH030 - per set
FH663 - per piece



ITEM NO	OLD CODE	NEW CODE
S32.FH663.SN	600.75.013	A05.07.065

SIZE	DESCRIPTION
B C	
Ø74mm 45mm 11mm	Single

DOOR STOPPER

- **Material** : Zinc Alloy
- **Description** : Low Base Stopper
- **Packing** : Per Piece



ITEM NO.	CODE	DIMENSION	FINISH
BSR.DH002.SC	A05.07.034	Ø44 x 26mm	Satin Chrome

CONCEALED SECURITY DOOR GUARD

- **Material** : Zinc Alloy / ABS
- **Feature** : Stainless Steel Chain
- **Packing** : per piece

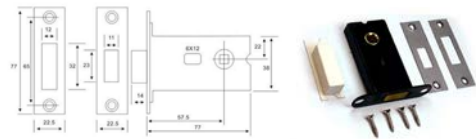


ITEM NO	OLD CODE	NEW CODE
BSR.D5501D	600.75.510	A05.07.086

FINISH	DIMENSION
SN/BLK	50 x 44 x 30mm

MORTISE FOR FLUSH RING HANDLE

- **Finish** : Stainless Steel
Nickel (Morise)
- **Packing** : per piece



ITEM NO	OLD CODE	NEW CODE
BSR.M801	605.40.636	A05.07.133

FINISH	DIMENSION
SS / Black	Ø80 x 15 x 38mm

WALL MOUNTED DOOR STOPPER

- **Material** : Zinc Alloy with Rubber
- **Packing** : Per Piece



D96629B

ITEM NO.	CODE	DIMENSION	FINISH
BSR.D96629.ABR	A05.07.078	Ø38 x 75mm	Antique Brass

DOOR STOPPER

- **Finish** : SN
- **Packing** : Per Piece



ITEM NO.	CODE	TYPE	FINISH
S32.ATC38.CH	A05.07.106	Low Base Door Stopper	CH

FLUSH BOLT

- Material : Stainless Steel
- Packing : per piece



ITEM NO	OLD CODE	NEW CODE
S32.FB6.F6SS S32.FB8.F8PB	600.20.536 600.20.541	A05.07.018

FINISH
SS PB

BARREL BOLT WITH LOCK

- Material : Stainless Steel
- Packing : per piece

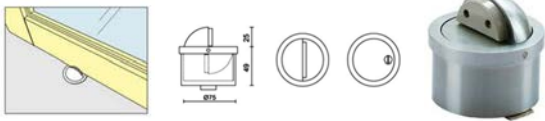


ITEM NO	OLD CODE	NEW CODE
S32.BL70.SS S32.BL90.SS	600.75.010 600.75.011	A05.07.062 A05.07.063

DIMENSION (A x B x C)
75 x 56 x 26mm 100 x 76 x 26mm

CONCEALED DOOR STOPPER

- Material : Stainless Steel
- Packing : per piece

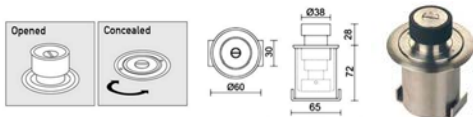


ITEM NO	OLD CODE	NEW CODE
S32.DS47H.SS	600.75.004	A05.07.058

TYPE
Dome Type Surface mounted

CONCEALED DOOR STOPPER

- Material : Stainless Steel
- Packing : per piece

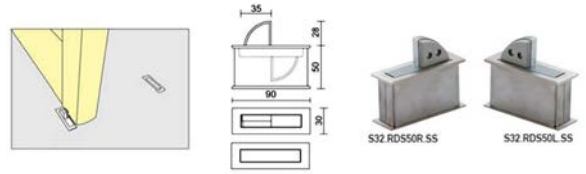


ITEM NO	OLD CODE	NEW CODE
S32.DS48H.SS	600.75.005	A05.07.059

TYPE
Surface mounted

CONCEALED DOOR STOPPER

- Material : Stainless Steel
- Packing : per piece



ITEM NO	OLD CODE
S32.DS50L.SS S32.DS50R.SS	600.75.001 600.75.002

NEW CODE
A05.07.056 A05.07.057

SLIDING DOOR LATCH WITH INDICATOR

- Material : Stainless Steel
- For Door Thickness : 26-38mm
- Packing : per piece



ITEM NO	OLD CODE	NEW CODE
S32.SDL09B.SS	600.75.009	A05.07.061

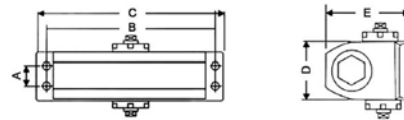
FINISH
Stainless Steel

DOOR CLOSER

- Door Weight : 45-65 kgs
- Packing : per piece

FEATURES

Adjustable arms
Dual valves to adjust the closing and latching speed



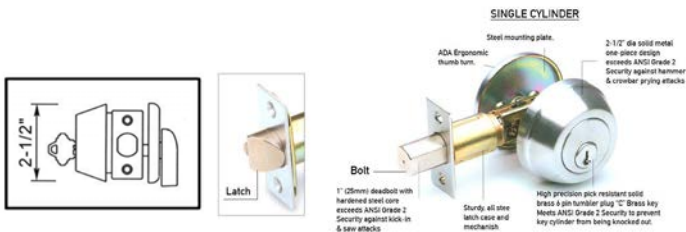
ITEM NO	OLD CODE	NEW CODE
DT.63	610.45.669	A01.01.001

B	C	D	E
19mm	168mm	186mm	44.5mm 67mm

HEAVY DUTY DEADBOLT

Special Design for Maximum Security. Meets with ANSI A156.2 Grade 2.

- **Door Prep** : Cross bore 2-1/8" (54mm), Latch face 1-1/8" x 2-1/4"
- **Door Thick** : Fits doors 1-3/8" (35mm) to 2"
- **Backset** : Adjustable 2-3/8" (60mm) or 2-3/4" (70mm)
- **Latch** : 1" throw, Nickel plated
- **Cylinder** : 5-pin or 6-pin removable core, Schlage C Keyway or Kwikset and other optional.
- **Face Plate** : 1-1/8" 2-1/4" square corner standard. Round corner & other options available.
- **Strike** : 2-1/4" full lip square corner standard. Round corner & other options available.
- **Packing** : per set

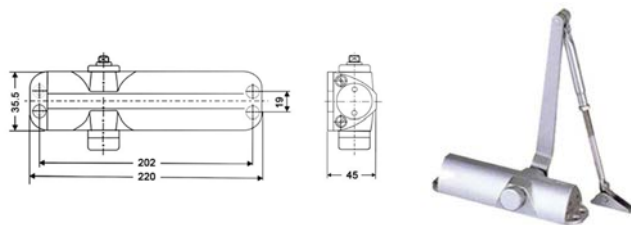


ITEM NO	OLD CODE	NEW CODE
SLG.7101.AB	605.30.517	A05.02.004
SLG.7101.SC	605.30.525	
SLG.7102.SS	605.30.557	

FINISH	CYLINDER
AB	Single Cylinder
SC	Deadbolt operated by key outside or turn button inside.
SS	Double Cylinder
	Deadbolt operated by key outside or inside

DOOR CLOSER

- **Packing** : per piece
- **Passed Durability Test** : 500,000 cycles



ITEM NO	OLD CODE	NEW CODE
DT.83	610.55.725	

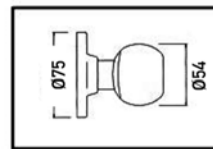
DOOR WIDTH	DOOR WEIGHT
900mm	25-45 kgs.

CYLINDRICAL KNOB

Special Design for Standard Duty. Meets with ANSI A156.2 Grade 3. Exceeds 200,000 cycles.



- **Material** : Stainless Steel SUS202
- **Finish** : Stainless Steel
- **Door Prep** : Cross Bore 2-1/8" (54mm), Edge Bore 1" (25mm)
Latch Face 1"x2-1/4" (25x57mm)
- **Door Thick** : 1-3/8" (35mm) to 1-3/4" (45mm) thickness doors as Standard.
- **Backset** : 2-3/8" (60mm) standard, 2-3/4" (70mm) optional.
- **Latch** : 1/2" throw dead latch and spring latch.
- **Cylinder** : 6-pin removable core, Schlage C Keyway or Kwikset or YALE or C4 keyway and other optional.
- **Strike** : T-shape 38x68mm square standard.
- **Key Type** : Household Key
- **Packing** : Per Piece / Blister Pack



ITEM NO.	CODE	FUNCTION
MBL.K5871E.SS	A05.01.007	Entrance

DEADBOLT DOUBLE CYLINDER

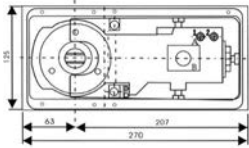
- **Finish** : Stainless Steel



ITEM NO.	CODE
S32.DBD7302.US32D	A05.01.004

FLOOR HINGE

- Closing Force : 15N
- Max Door Width : 950mm
- Max Door Weight : 90kgs.
- Hold Open : 90 degree
- Dimension (LxWxH) : 270x125x52mm
- Pass Durability Test : 500,000 cycles
- Packing : per piece



ITEM NO	OLD CODE	NEW CODE
---------	----------	----------

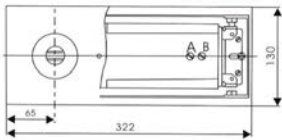
DT.2100HO 610.40.653

FUNCTION

Hold Open

FLOOR HINGE

- Closing Force : 25N
- Max Door Width : 1200mm
- Max Door Weight : 130kgs.
- Hold Open : 90 degree
- Dimension (LxWxH) : 322x130x42mm
- Pass Durability Test : 500,000 cycles
- Packing : per piece



ITEM NO	OLD CODE	NEW CODE
---------	----------	----------

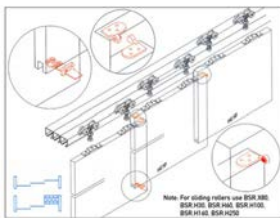
DT.2300HO 610.40.661 A01.03.001

FUNCTION

Hold Open

X80PLB OVERLAPPING PULL BRACKET FITTING

- Material : Steel
- Packing : per set/door



ITEM NO	OLD CODE	NEW CODE
---------	----------	----------

BSR.X80PLB 620.10.002

DESCRIPTION

Combined with X80 Sliding

CORNER LOCK w/ Cylinder

- Finish : SS
- For Glass Thickness : 10-12mm
- Packing : per piece



ITEM NO	OLD CODE	NEW CODE
---------	----------	----------

DT.7010.SS 610.50.685 A01.04.002

FUNCTION	PRICE
----------	-------

Lock Clamp 1,620.00

BOTTOM PATCH

- Finish : SS
- For Glass Thickness : 10-12mm
- Packing : per piece



ITEM NO	OLD CODE	NEW CODE
---------	----------	----------

DT.7011.SS 610.50.693 A01.04.003

FUNCTION	DIMENSION (LxWxH)
----------	-------------------

Lower Clamping 164 x 31 x 51mm

TOP PATCH

- Finish : SS
- For Glass Thickness : 10-12mm
- Packing : per piece



ITEM NO	OLD CODE	NEW CODE
---------	----------	----------

DT.7012.SS 610.50.701 A01.04.004

FUNCTION	DIMENSION (LxWxH)
----------	-------------------

Upper Clamping 164 x 31 x 51mm

S1500 SLIDING ROLLER SET

- Material : Aluminum Silver Colored Anodized, White Nylon for Gear
- Function : for 2, 4, and 6 Doors
- Door Weight : Max. 50 kg
- Door Thickness : Max. 45mm
- Door Width : Max. 500mm
- Packing : per set



ITEM NO	OLD CODE	NEW CODE
---------	----------	----------

S32.S1500ROLLERSET 620.10.567 A07.05.010

COLOR

White/Gray

S1500 SOFT SLIDING ROLLER SET

- **Material** : Aluminum Silver Colored Anodized, White Nylon for Gear
- **Function** : for 2, 4, and 6 Doors w/ Suspended Support
- **Door Weight** : Max. 50 kg
- **Door Thickness** : Max. 45mm
- **Door Width** : Max. 500mm
- **Others** : Track: S1400 Aluminum Track
- **Packing** : per set



ITEM NO	OLD CODE	NEW CODE
*S32.S1500SC.SET	620.10.568	

COLOR
White

WALL MOUNTING BRACKET for H60/H100

- **Packing** : per piece



ITEM NO	OLD CODE	NEW CODE
BSR.H60/100.WB	620.80.150	

FINISH
Aluminum

ARROW BARN DOOR ROLLER

- **Material** : Cast Iron / Engineering Plastic
- **Description** : Sliding Door Fitting for Wood
- **Packing** : per set / door



ITEM NO	OLD CODE	NEW CODE
BSR.BDH02	620.10.006	

DOOR TRACK LENGTH
2000mm

T-SHAPED BARN DOOR ROLLER

- **Material** : Cast Iron / Engineering Plastic
- **Packing** : per set / door



ITEM NO	OLD CODE	NEW CODE
BSR.BDH03	620.10.007	

DOOR TRACK LENGTH
2000mm

BENT PLATE BARN DOOR ROLLER

- **Material** : Cast Iron / Engineering Plastic
- **Description** : Sliding Door Fitting for Wood
- **Packing** : per set / door

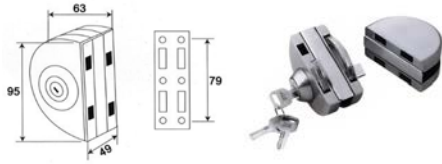


ITEM NO	OLD CODE	NEW CODE
BSR.BDH01	620.10.008	

DOOR TRACK LENGTH
2000mm

GLASS DOOR LOCK for Single Door

- Material : SUS202 Stainless Steel
- Finish : Satin/chrome Plated
- Packing : per set



ITEM NO	OLD CODE	NEW CODE
EL.GDL138	630.25.095	A03.01.014

FOR GLASS THICKNESS	FUNCTION
12mm	Glass to Glass

SLIDING DOOR LOCK for Glass

- Finish : Satin Stainless Steel
- Packing : per piece



ITEM NO	OLD CODE	NEW CODE
EL.PP60A	630.25.060	

FOR GLASS THICKNESS	FUNCTION
10-12mm	Glass to Glass

GSD-RS2D ROLLER SET FOR 2 DOORS

- Consist of:
- 4 pcs of STM.KH01 (end cover)
 - 4 pcs of STM.KH02 (nylon roller)
 - 1 pc of STM.KH08 (allen key)



ITEM NO	OLD CODE	NEW CODE
STM.GSD.RS2D	620.85.793	

DESCRIPTION
Roller set for 2 doors

GSD-RS2D ROLLER SET FOR 2 DOORS

- Consist of:
- 1 Length of STM.KH05 (top rail, 3meters)
 - 6 Meters of STM.KH06 (rubber strip)
 - 1 Length of STM.KH04 (shoe rail, 3 meters)
 - 1 Length of STM.KH03 (bottom rail, 3meters)



ITEM NO	OLD CODE	NEW CODE
STM.GSD.AR.3M	620.85.798	

DESCRIPTION

TRACK BRACKET

- Color : White
- Thread : M8
- Packing : Per Set



- SET WITH
- 2 pcs. Top Roller
 - 1 T-Guide
 - 1 Door Stopper

ITEM NO.	CODE	DESCRIPTION
S32.S1400ROLLERSET	A07.05.009	Nylon

DOOR TRACK for S1400 & S1600

- Material : Aluminum
- Packing : per length



ITEM NO.	CODE	LENGTH	PRICE
S32.S1400R.2M	A07.05.005	2 Meters	680.00
S32.S1400R.3M	A07.05.006	3 Meters	1,020.00
S32.S1400R.4M	A07.05.007	4 Meters	1,360.00
S32.S1400R.6M	A07.05.008	6 Meters	2,245.00

TRACK BRACKET

- Material : Aluminum
- Packing : per piece



ITEM NO.	CODE
S32.S1401	A07.05.012

GLASS PULL HANDLE 2-Tone

- Material : Stainless Steel
- Finish : SSS/CP
- Packing : per piece



ITEM NO	OLD CODE	NEW CODE
S32.GP127.2535.SSS-CP	630.20.250	

DIMENSION
Ø25 x 350mm

GLASS PULL HANDLE

- Material : Stainless Steel
- Finish : SSS
- Packing : per piece



ITEM NO	OLD CODE	NEW CODE
S32.GP143.2560.SSS	630.20.260	A03.02.001
S32.GP143.2580.SSS	630.20.265	A03.02.002

DIMENSION
25 x 38 x 600mm
25 x 38 x 800mm

GLASS PULL HANDLE

- Material : Stainless Steel
- Finish : SSS
- Packing : per piece



ITEM NO	OLD CODE	NEW CODE
S32.GP208.1530.SSS	630.20.280	
S32.GP208.1560.SSS	630.20.281	
S32.GP208.1580.SSS	630.20.285	A03.02.005

DIMENSION
Ø15 x 30 x 300mm
Ø15 x 30 x 600mm
Ø15 x 30 x 800mm

TOILET PARTITION SET ACCESSORIES

- Material : ABS
- Color : Matte Black
- Packing : per Set

1 SET CONSIST OF:

- 1 pc. Door Lock with Indicator
- 2 pcs. Door Knob
- 1 pair Rising Hinge
- 2 pcs. Adjustable Foot
- 1 pc. Hook
- 6 pairs Corner Bracket



ITEM NO	OLD CODE	NEW CODE
MX1.TP551L.BLK	625.20.551	A08.02.012
MX1.TP551R.BLK	625.21.551	A08.02.015

DOOR OPENING
Left Side
Right Side

RISING HINGE

- Material : Stainless Steel SUS304
- Finish : Stainless Steel
- Packing : per pair



SUS 304

ITEM NO.	CODE	DESCRIPTION
S32.STP.A264L	A08.04.039	Left
S32.STP.A264R	A08.04.040	Right

INDICATOR

- Material : Stainless Steel
- Finish : Stainless Steel
- Packing : per piece



ITEM NO.	CODE	PRICE
S32.STP3.SS	A08.04.014	800.00

INDICATOR

- Material : Stainless Steel SUS304
- Finish : Stainless Steel
- Packing : per piece



SUS 304

ITEM NO.	CODE	PRICE
S32.STP.A262	625.20.600	1,580.00

RISING HINGE


- Material : Zinc Alloy
- Finish : Stainless Steel
- Packing : per piece



ITEM NO.	CODE
S32.ZTP.A244R.A	A08.04.033
S32.ZTP.A244L.A	A08.04.034

RISING HINGE

- Material : *Stainless Steel SUS304*
- Finish : *Stainless Steel*
- Packing : *per piece*



ITEM NO	OLD CODE	NEW CODE
MBL.STP102L.SS	625.20.102	
MBL.STP102R.SS	625.20.103	

DIMENSION	DESCRIPTION
94 x 64 x 22mm	Left
94 x 64 x 22mm	Right

INDICATOR

- Material : *Stainless Steel*
- Finish : *SS*
- Packing : *per piece*



ITEM NO	OLD CODE	NEW CODE
S32.STP1.SS	625.20.306	A08.04.013

ITEM NO.	OLD CODE	NEW CODE	FINISH
S32.VR016.CP	162.15.013	F17.01.027	Chrome

DIMENSION (W x D x H)	CARCASE WIDTH
(820-1200) x 140 x 840mm	870-1200mm

RISING HINGE

- Material : *Stainless Steel*
- Finish : *SS*
- Packing : *per pairs*



ITEM NO	OLD CODE	NEW CODE
S32.STP4L.SS	625.20.366	
S32.STP4R.SS	625.20.371	

FUNCTION
Left
Right

ADJUSTABLE FOOT

- Material : *Stainless Steel*
- Finish : *Stainless Steel*
- Packing : *per pairs*



ITEM NO.	CODE	BT (mm)	HEIGHT
S32.STPA263.100	625.20.610	12mm	100mm
S32.STPA263.150	625.20.615	12mm	150mm
S32.STPA263.200	625.20.616	12mm	200mm

BRACKET

- Material : *Stainless Steel*
- Packing : *per pair*



ITEM NO	OLD CODE
S32.STP7.SS	625.20.386

NEW CODE
A08.04.028

BRACKET

- Material : *Stainless Steel*
- Dimension : *38 x 65mm (L x W)*
- Thickness : *2.5mm*
- Packing : *per pair*



ITEM NO	OLD CODE
S32.STP7B.SS	625.20.390

NEW CODE



STPA263

SUS304
* for 12mm, *USL

ITEM NO	CODE	HEIGHT	PACKING
BSR.STPA263.100	625.20.610	100mm	per piece
BSR.STPA263.200	625.20.616	200mm	per piece

ADJUSTABLE FOOT

- Material : *Stainless Steel*
- Finish : *SS*
- For Board Thickness : *12-18mm*
- Packing : *per piece*



ITEM NO	OLD CODE	NEW CODE
S32.STP11.SS	625.20.346	
S32.STP11.150SS	625.20.341	
S32.STP11.170SS	625.20.342	

HEIGHT
100mm
150mm
170mm

CORNER PROFILE

- Material : *Aluminum*
- Finish : *SN*
- For Board Thickness : *12mm*
- Packing : *per length*



ITEM NO	OLD CODE	NEW CODE
S32.STPP34.SN	625.20.302	

LENGTH
1.85M

TOILET PAPER HOLDER

- Finish : *SS*
- Packing : *per piece*



ITEM NO	OLD CODE
S32.STP500.SS	625.20.376

NEW CODE

STOPPER

- Finish : *SS*
- Packing : *per piece*



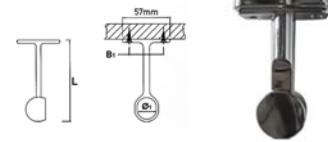
S32.STP9.SS

ITEM NO	OLD CODE
S32.STP9.SS	625.20.401

NEW CODE

END POST for Ø1" ROUND TUBE

- Finish : *Chrome Plated*
- Thickness : *1.5mm*
- Packing : *per piece*

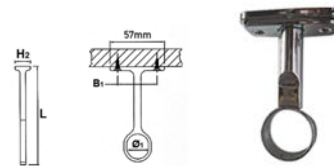


ITEM NO	OLD CODE	NEW CODE
S32.P100.CP	160.22.100	F17.03.027

LENGTH L	DIAMETER Ø1	WIDTH B1
79mm	Ø1"	38mm

END POST for Ø1" ROUND TUBE

- Finish : *Chrome Plated*
- Thickness : *1.5mm*
- Packing : *per piece*

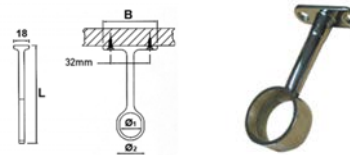


ITEM NO	OLD CODE	NEW CODE
S32.P200.CP	160.22.200	F17.03.028

LENGTH L	DIAMETER Ø1	WIDTH B1
79mm	Ø1"	38mm

END ROUND POST for Ø1" ROUND TUBE

- Finish : *Chrome Plated*
- Function : *Adjustable*
- Packing : *per piece*




ITEM NO	OLD CODE
S32.P400.END	160.22.501

NEW CODE
F17.03.031

DESIGN REFERENCE FOR SSB4212

BALUSTER POST SSB4212 (SUS304)

- Material : SUS304 Stainless Steel
- Finish : Satin
- Packing : per piece



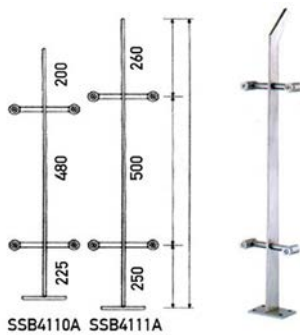
ITEM NO	OLD CODE
BSR.SSB4212.SUS304	636.10.022

NEW CODE
A06.04.005

DESIGN REFERENCE FOR SSB4111A & SSB411B

BALUSTER POST SSB4111A (SUS304)

- Material : SUS304 Stainless Steel
- Finish : Satin
- Packing : per piece




ITEM NO	OLD CODE	NEW CODE
BSR.SSB4110A.SUS304	636.10.027	A06.04.009

DESCRIPTION
Square Tubing

BALUSTER POST SSB4111B (SUS304)

- Material : SUS304 Stainless Steel
- Finish : Satin
- Packing : per piece



ITEM NO	OLD CODE	NEW CODE
BSR.SSB4110B.SUS304	636.10.028	A06.04.010

DESCRIPTION
Square Tubing

TOP ADAPTER (SUS304)

- Material : SUS304 Stainless Steel
- Finish : Satin
- Thickness : 1.5mm
- Packing : per length




ITEM NO	OLD CODE	NEW CODE
BSR.SSBAD25.FLAT	636.10.030	A06.04.011

A	B
Ø25mm	55mm

ROUND PIPE (SUS304)

- Material : SUS304 Stainless Steel
- Finish : Satin
- Thickness : 1.5mm
- Packing : per length



ITEM NO	OLD CODE	NEW CODE
BSR.SSBRP2.5"X1.5MM.6M	636.10.063	

SIZE
Ø2.5" x 6m

RECESSED PULL



Features

- Door stopper can be flipped-out to prevent door from entering pocket and pinching fingers.
- Door stopper can be flipped-in to completely open the door.
- Applicable for 40-50 mm door by using longer screws.

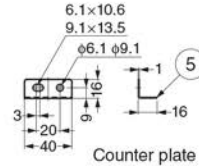
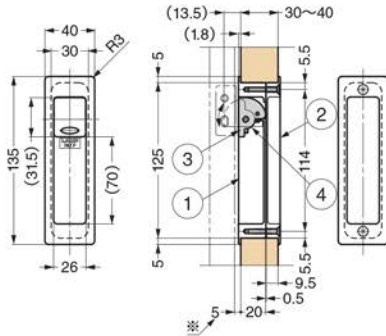
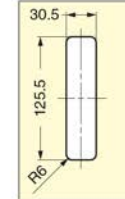
Remarks

In case using with counter plate, set the gap (※) 7 mm.

Parts Included

Countersunk head screw M4 × 25

Cut Out Dimensions



No.	Part Name	Material	Finish/Colour
①	Pull A	Zinc Alloy (ZDC)	Satin Nickel, Chrome, Dull Chrome
②	Pull B		
③	Protector	Polyurethane (PUR)	Black
④	Shaft	Stainless Steel (SUS304)	Plain
⑤	Strike Plate	Steel (SPCC)	Satin Nickel, Chrome, Dull Chrome

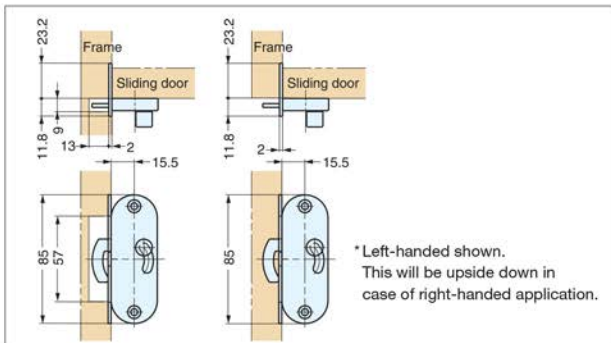
RECESSED PULL WITH DOOR STOPPER

ITEM No.	CODE	FINISH	DOOR THICKNESS	WEIGHT	Box	PACKING	PRICE (P/HP)
LAMP.HHP135.SN	600.01.001	Satin Nickel	30~40	290g	5pcs.	per Piece	

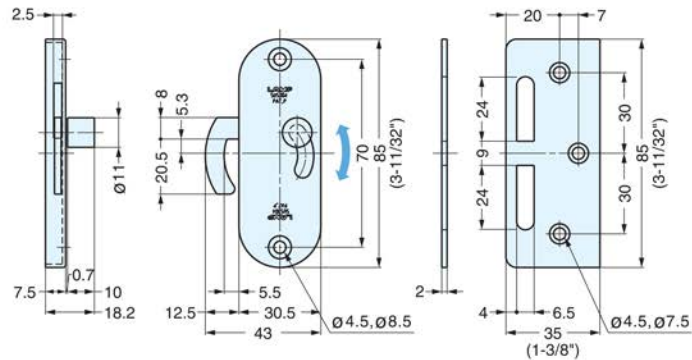
SLIDING DOOR LATCH



- Surface mount type door latch with noticeable indicator.
- Simply slide up and down the knob to lock / unlock.
- Slim design suitable for various application.
- Non-handed.



Inatallation



SLIDING DOOR LATCH

ITEM No.	CODE	MATERIAL	FINISH	WEIGHT	Box	PACKING	PRICE (P/HP)
LAMP.HC-85SS	600.01.029	Stainless Steel 304	Satin	120g	20pcs.	per Piece	

HANDLES,
PULLS & KNOBS

RECESSED PULL

CATCHES & LATCHES

SLIDING DOOR
LATCHES

DROP HINGE (ADJUSTABLE TYPE)



■ Features

- Opening angle 90° .
- 3-way adjustment:
Door gap : +1 mm / Horizontal : ±1 mm / Overlay : 14-16 mm
- Flush when opened, ideal for writing desk application.
- Can be used with soft-down stay SDS-100 (P.510) or NSDX-10 (P.518).
- Glass door type SDH-G (P.412) is also available.

■ Recommended Screws

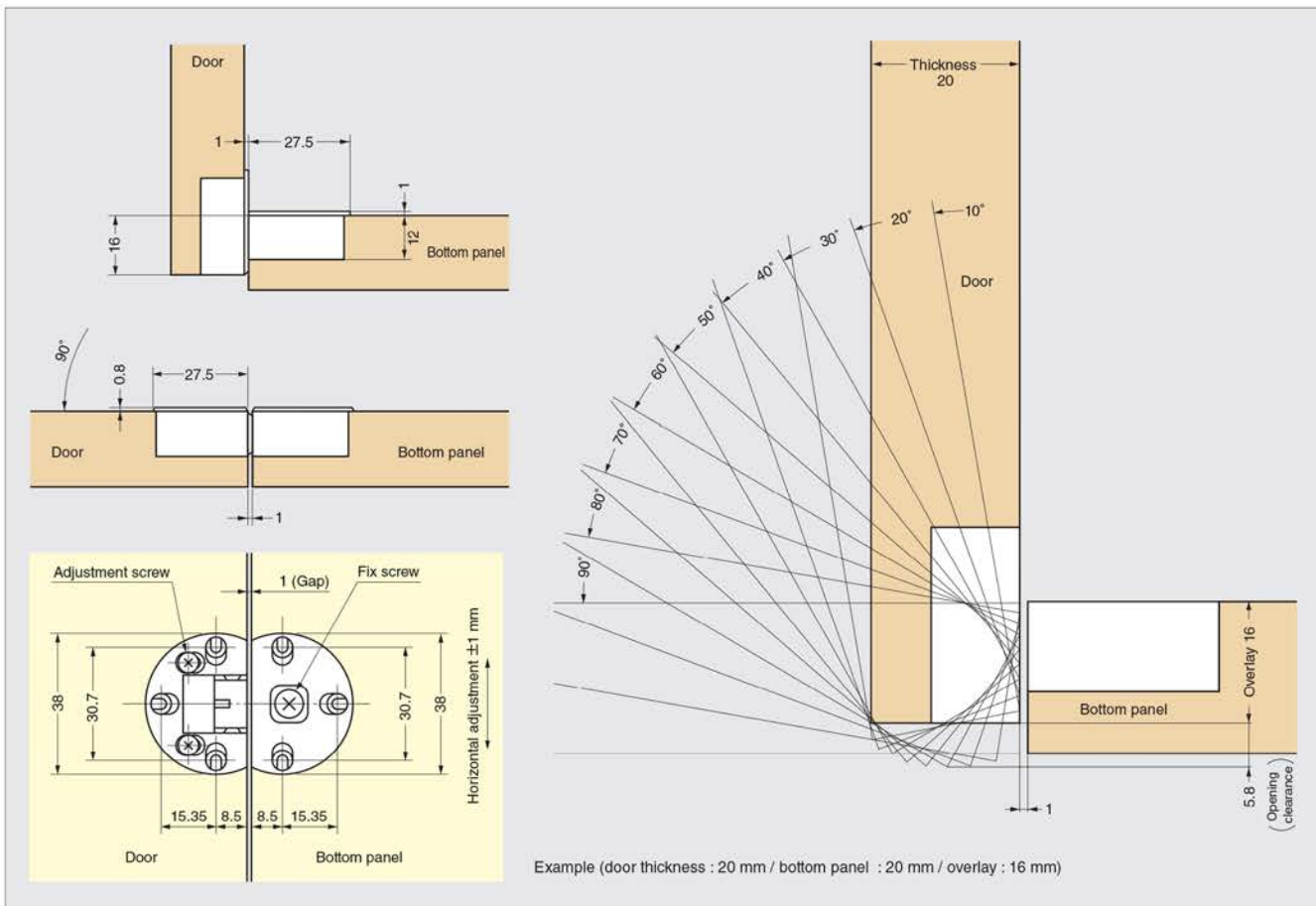
Pan head tapping screw 3×13

■ Sold Separately

Pan head tapping screw 3×13 coated in black for SDH-001BL (300 pcs/1 pack)

■ DROP LID HINGE (ADJUSTABLE TYPE)

ITEM No.	CODE	MATERIAL	FINISH	DOOR THICKNESS	OPENING ANGLE	WEIGHT	BOX	PACKING	PRICE (PHP)
LAMP.SDH001.NI	F03.09.008	Zinc Alloy	Nickel	16~20	90°	85g	50pcs.	per Piece	
LAMP.SDH001.BLK	F03.09.009	Zinc Alloy	Black	16~20	90°	85g	50pcs.	per Piece	

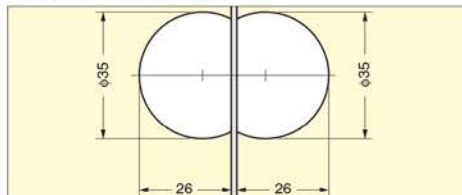


■ Application Example



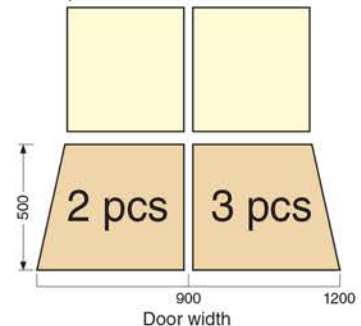
Combination of lid support

■ Cut Out Dimensions



■ Number of Hinges

In case of door thickness up to 20 mm.
Material : particle board.



3-WAY ADJUSTABLE CONCEALED HINGE



HINGES

■ Features

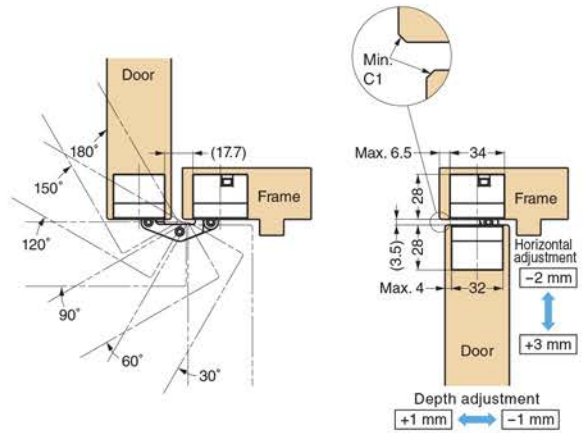
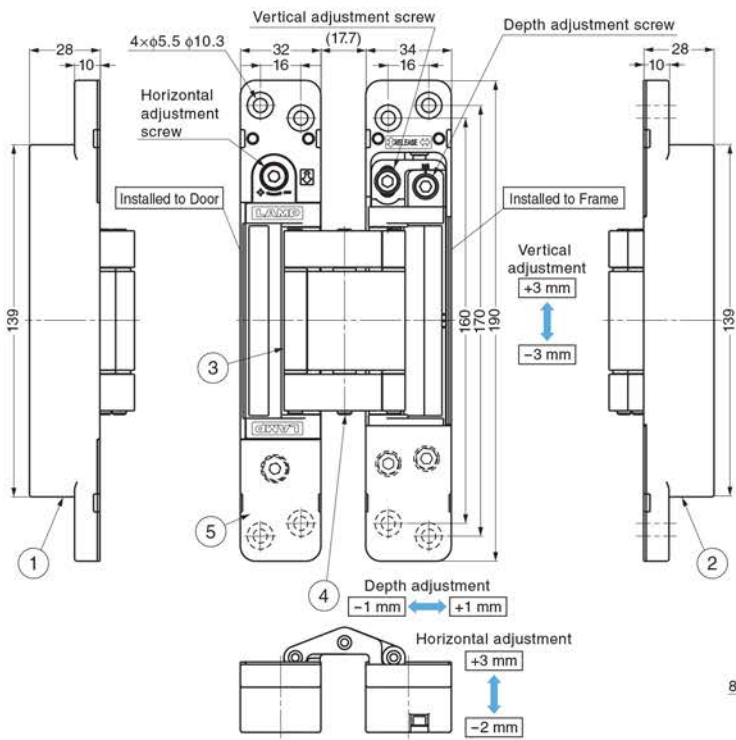
- 3-way adjustment function allows vertical, horizontal, and depth adjustment after hinge installed.
- Easy installation: Temporary door holding feature.
- Successfully passed for the 300,000 open/close private cycle test.
- Cover hides all screw heads for clean appearance.
- Order-made colour available. For further details, please contact local representatives.

■ Parts Included

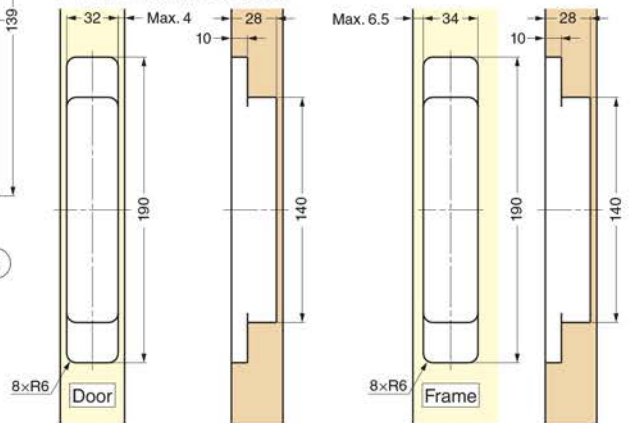
- Countersunk head screw 5×30 (4 pcs/hinge)
- Allen key size 4

■ Sold Separately

- Installation template HES3D-E190-TMP (P.474)
- Metal door bracket E190BKT (P.475)



■ Cut Out Dimensions



3-WAY ADJUSTABLE CONCEALED HINGE

No.	Part Name	Material	Finish/Colour		
			DC	DN	BL
①	Body	Zinc Alloy (ZDC)	Satin Chrome	Satin Nickel	Black
②	Base Frame	Zinc Alloy (ZDC)	Satin Chrome	Satin Nickel	Black
③	Arm	Aluminum Alloy	Satin Chrome	Satin Nickel	Black
④	Shaft	Stainless Steel	Plain	Plain	Plain
⑤	Cover	ABS	Satin Chrome	Satin Nickel	Black



■ 3-WAY ADJUSTABLE CONCEALED HINGE

ITEM No.	CODE	FINISH	DOOR WIDTH	DOOR THICKNESS	DOOR WEIGHT		OPENING ANGLE	WEIGHT	BOX	PACKING	PRICE (P/H/P)
LAMP.HES3DE190.DC	600.01.004	Silver	Max. 900	Min. 38mm	Max. 100kg/2pcs.	Max. 125kg/3pcs.	180°	1.113g	2pcs.	per Piece	

SWING LIFT-UP STAY



■ Features

- Unique mechanism helps lift & hold the door in fully opened position.
- Adjustable mounting plate.
- Successfully passed for the 30,000 open/close private cycle test.

■ Remarks

- 1 connecting bar SLUB is necessary for 1 set of SLUN-N.
- Glass frame width should be more than 75 mm.

■ Parts Included

- Binding head tapping screw 3.5 × 15 for body
- Countersunk head tapping screw 3.5 × 20 for damper
- Truss head tapping screw 4.5 × 12 for connecting bar

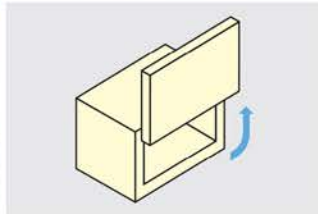
■ Sold Separately

Connecting bar SLUB

If the side board thickness is over 15 mm, the connecting bar should be cut according to the below formula.

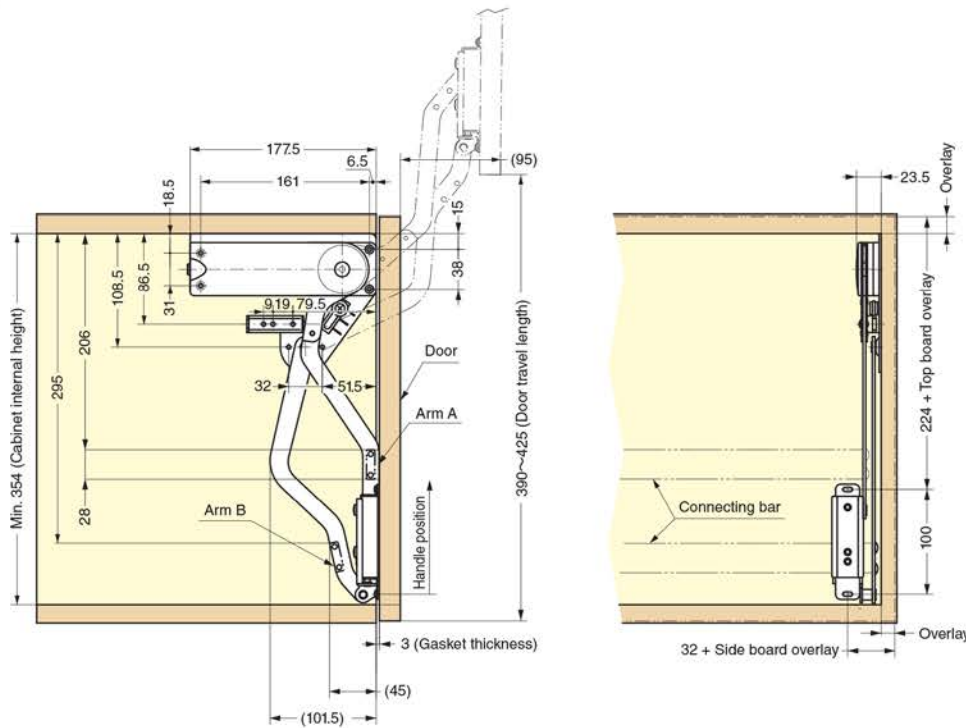
Arm A: Connecting bar length = Overall cabinet width - (Side board thickness × 2) - 35

Arm B: Connecting bar length = Overall cabinet width - (Side board thickness × 2) - 19



A combination of SLUN-N and SLD

■ Installation



■ VERTICAL SWING LIFT-UP MECHANISM

ITEM No.	CODE	MATERIAL	FINISH	DOOR WIDTH	DOOR HEIGHT	DOOR WEIGHT	WEIGHT	PACKING	PRICE (P _{HP})
LAMP.SLUN.4N	600.01.012	ABS/Steel	Chrome/Grey	600~900	390~450	3.8~4.8kg	2.0kg	per Set	

■ Guide Bar(sold separately)

ITEM No.	CODE	APPLICABLE DOOR	MOUNTING POSITION	CABINET WIDTH	LENGTH	WEIGHT	PACKING	PRICE (P _{HP})
LAMP.SLUB.851	600.01.013	Glass Frame Door	Arm B	900	900	312g	per Set	

LATERAL OPENING DOOR SYSTEM



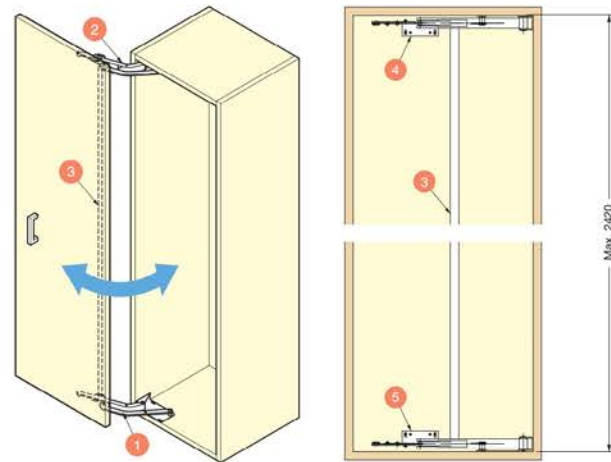
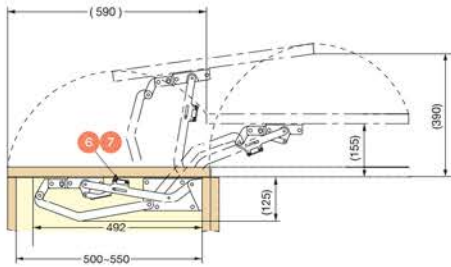
MonoFlat FAD®

Inside Cabinet Width	500~550 mm
Inside Cabinet Height	Max. 2420 mm
Door Thickness	Max. 35 mm
Door Weight	Max. 20 kg/Door

Features

- Lateral opening system for medium size cabinet.
- Doors swings out laterally in a small radius compared to ordinary swing doors, ideal for tight space application.
- Various opening styles and combinations are available.
- Built-in gas spring provides smooth self opening and closing.
- Other "MonoFlat Series" are available.

- MonoFlat FAD-5 for door weight 5 kg
- MonoFlat LIN-X450/600 for door weight 24 kg
- MonoFlat Unison for door weight 30 kg
- MonoFlat FAD-44 for door weight 35 kg
- MonoFlat FAD-54 for door weight 35 kg
- MonoFlat LIN-X1000 for door weight 90 kg



Parts Set (Per Door)

Necessary Parts

ITEM No.	CODE	PACKING	PRICE
LAMP.FAD20	600.01.024	per Set	

Parts Details

No.	Qty	Part Name	Dimensions	Description
1	1 pc	Arm A		<ul style="list-style-type: none"> ● Material Aluminium Alloy/Steel ● Finish Matte Silver
2	1 pc	Arm B		<ul style="list-style-type: none"> ● Material Aluminium Alloy/Steel ● Finish Matte Silver
3	1 pc	Connecting Pipe		<ul style="list-style-type: none"> ● Material Steel ● Finish Matte Silver
4	1 pc	Upper Bracket		<ul style="list-style-type: none"> ● Material Steel ● Finish Matte Silver


No.	Qty	Part Name	Dimensions	Description
5	1 pc	Lower Bracket		<ul style="list-style-type: none"> ● Material Steel ● Finish Matte Silver
6	2 pcs	Pipe Clamp		<ul style="list-style-type: none"> ● Material Steel ● Finish Matte Silver
7	2 pcs	Cap		<ul style="list-style-type: none"> ● Material Polyethylene (PE) ● Colour Black
8	1 pc	Sticker	-	-

WARDROBE & CABINET DOOR HARDWARE

MONOFLAT FAD (FOR SMALL SIZE CABINET)



MonoFlat LIN-X hinge™



MONOFLAT LIN-X HINGE PAT

ITEM No.	LAMP.LINX450	LAMP.LINX600
CODE	600.01.025	600.01.026
DOOR WIDTH	400 ~ 500mm (15-3/4" ~ 19-11/16")	550 ~ 650mm (21-21/32" ~ 25-19/32")
DOOR HEIGHT	600~ 2400mm (23-5/8"~94-1/2")	
DOOR THICKNESS	15~24mm (19/32"~61/64")	
DOOR WEIGHT	*Max 17kg (37.4lbs)	*Max 24kg (52.8lbs)
PACKING	per Set	per Set
PRICE		

*Max door weight will vary depending on number of hinges used.

LIN-X450 / LIN-X600

- **Lateral Swing Mechanism**
Allows doors to swing out laterally in a small radius, ideal for tight front space application.
- **Full Access to Cabinet**
Door will not get in the way when fully opened providing full access to the cabinet.
- **Free Swing & Soft-close**
- **Easy Installation**
Designed for standard 32 system mounting, with snap-on hinge.
- **4-Way Adjustable**
3-way adjustable like concealed hinges and also with parallel adjustment.
- **Various Applications**
Can be used in single or double door configuration. Ideal for cabinets in kitchen, bathroom, laundry room etc.
*For overlay use.

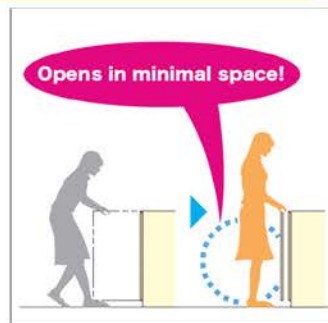


• Easy access full opening
Ideal for wall / base cabinet, corner use etc.

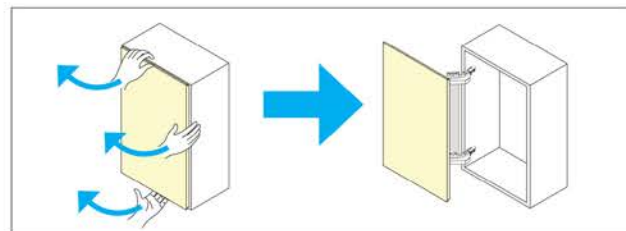
• Easy installation

Can be Opened from Various Points

Lateral Swing Mechanism

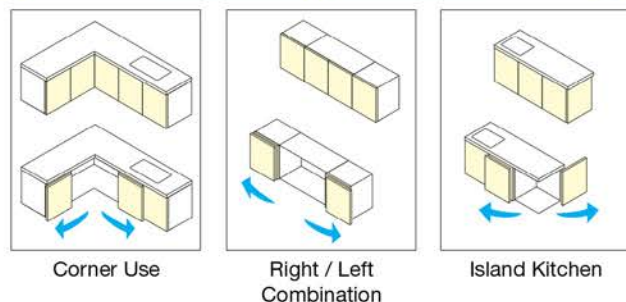


Ideal for tight front space application

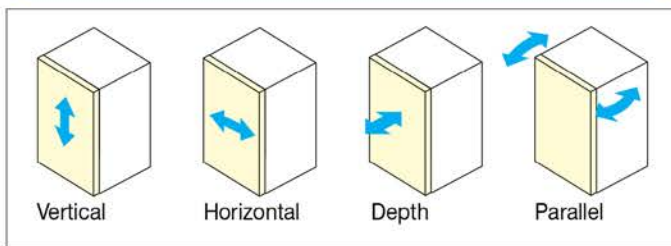


Please note handle position before installation.
Handle may interfere with hinge.

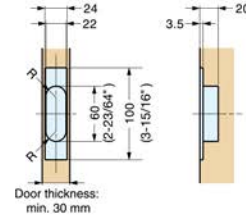
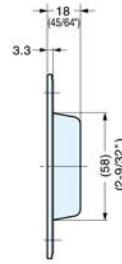
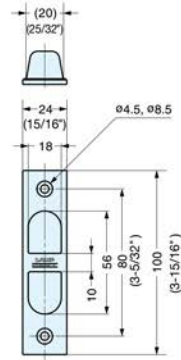
Various Applications



4Way Adjustment



RECESSED PULL



• Ideal for pocket door application.



HANDLES,
PULLS & KNOBS

RECESSED DOOR EDGE PULL

ITEM No.	CODE	MATERIAL	FINISH	WEIGHT	BOX	PACKING	PRICE (P/PI)
LAMP.YKW100	600.01.027	Stainless Steel 304	Satin	45g	20pcs.	per Piece	

HOOK



ITEM NO.	SAP CODE	DESCRIPTION
RFN.1006B	700.10.322	SS

ROLLER



ITEM NO.	SAP CODE	DESCRIPTION
2D.ROLLERS	730.21.221	for 2 Doors

CLAMPING PROFILE



ITEM NO.	SAP CODE	DESCRIPTION
2D.U.TYPE.CLAMP	730.21.231	

BUMPER PROFILE



ITEM NO.	SAP CODE	DESCRIPTION
2D.D.TYPE.BUMPER	730.21.236	

STOPPER



ITEM NO.	SAP CODE	DESCRIPTION
2D.STOPPER.PC	700.21.241	

MAGNET



ITEM NO.	SAP CODE	DESCRIPTION
3D. MAGNET.MTR	730.21.341	

ROLLER



ITEM NO.	SAP CODE	DESCRIPTION
3D.ROLLERS	730.21.336	for 3 Doors Glass Pnel

ENDCAP STOPPER



ITEM NO.	SAP CODE	DESCRIPTION
3D.ENDCAP	730.21.346	

WATER PROOF STRIP



ITEM NO.	SAP CODE	DESCRIPTION
3D.WATERSTRIP.MTR	730.21.351	

SHOWER & BATH MIXER WITH SLIDE BAR



ITEM NO.	SAP CODE	DESCRIPTION
RFN.28105	730.40.777	



ITEM NO.	SAP CODE	DESCRIPTION
RFN.GE55	705.30.376	6x9.5x20.5cm

ORDINARY FLANGE



ITEM NO.	SAP CODE	DESCRIPTION
RFN.BK292.CH	720.10.216	Ø1/2"

AUTOMATIC HAND DRYER



Voltage: 220-250V
 Related Power: 1500W
 Current: 7.0A / 220V
 or 13.9A / 110V
 Air Speed: 16M/S
 Water Splash Proof: IPX1
 Dimensions:
 W265 x D155 x H200MM
 Color: Aluminum
 Material: Aluminum

ITEM NO.	SAP CODE	DESCRIPTION
ARDA.HD60A.WH	735.10.211	1500W

TISSUE ROLL DISPENSER



ITEM NO.	SAP CODE	DESCRIPTION
RFN.TD6.SS	735.30.286	SS

BATH MIXER ONLY



ITEM NO.	SAP CODE	DESCRIPTION
RFN.5113.1	730.20.457	

BATH MIXER ONLY



ITEM NO.	SAP CODE	DESCRIPTION
RFN.A218	730.20.557	

ADJUSTABLE SHOWER HOLDER



ITEM NO.	SAP CODE	DESCRIPTION
RFN.AH01	730.20.565	8"

RAIN OVERHEAD SHOWER



ITEM NO.	SAP CODE	DESCRIPTION
RFN.H105.8	730.20.605	Ø8"

RAIN OVERHEAD SHOWER



ITEM NO.	SAP CODE	DESCRIPTION
RFN.SH108	730.20.705	8"

HOOK HANGER

- Material :
- Finish : Chrome
- Packing : per piece



ITEM NO	OLD CODE	NEW CODE
RFN.BK3114.CH	720.10.261	B01.01.024
RFN.BK3115.CH	720.10.266	B01.01.025
RFN.BK3116.CH	720.10.271	B01.01.026

DESCRIPTION (HOOKS)

- 4 hooks
- 5 hooks
- 6 hooks

HOOK HANGER

- Material :
- Finish : Chrome
- Packing : per piece



ITEM NO	OLD CODE	NEW CODE
RFN.BK3124.CH	720.10.276	B01.01.027
RFN.BK3125.CH	720.10.281	B01.01.028
RFN.BK3126.CH	720.10.286	B01.01.029

DESCRIPTION (HOOKS)

- 4 hooks
- 5 hooks
- 6 hooks

TWO LAYER GLASS SHELF

- Finish : PSS
- Packing : per piece



ITEM NO	CODE
RFN.B530.2PSS	B01.01.003

THREE LAYER GLASS SHELF

- Finish : PSS
- Packing : per piece



ITEM NO	CODE
RFN.B530.3.PSS	B01.01.004

SHOWER HEAD



ITEM NO.	SAP CODE	DESCRIPTION
RFN.H222	730.20.629	

HAND SHOWER SPRAY



ITEM NO.	SAP CODE	DESCRIPTION
RFN.H69	730.20.641	

BASIN P-TRAP



ITEM NO.	SAP CODE	DESCRIPTION
RFN.P603	730.20.653	

CEILING EXTENSION PIPE



ITEM NO.	SAP CODE	DESCRIPTION
RFN.SHC3008.6	730.20.733	6" Length
RFN.SHC4008.8	730.20.745	8" Length, Square

HAND SHOWER SPRAY



ITEM NO.	SAP CODE	DESCRIPTION
RFN.SH7027C.A	730.20.717	

SHOWER ARM



ITEM NO.	SAP CODE	DESCRIPTION
RFN.SA35	730.20.685	350mm

SHOWER VALVE



ITEM NO.	SAP CODE	DESCRIPTION
RFN.F329	730.20.593	

PUSH TYPE POP-UP



ITEM NO.	SAP CODE	DESCRIPTION
RFN.S616	730.20.673	

PUSH TYPE POP-UP FOR GLASS



ITEM NO.	SAP CODE	DESCRIPTION
RFN.S618	730.20.677	

POP UP WITH LEVER



ITEM NO.	SAP CODE	DESCRIPTION
RFN.S611	730.20.665	

PUSH TYPE POP-UP



ITEM NO.	SAP CODE	DESCRIPTION
RFN.S614	730.20.669	

RAIN OVERHEAD SHOWER



ITEM NO.	SAP CODE	DESCRIPTION
RFN.S15.1.5M	730.20.661	1.5M

BASIN MIXER



ITEM NO.	SAP CODE	DESCRIPTION
RFN.5800.1E	730.20.497	

BASIN MIXER



ITEM NO.	SAP CODE	DESCRIPTION
RFN.5800.1F	730.20.501	

SINGLE LEVER SINK MIXER

- Material : Stainless Steel
- Finish : SS
- Rotation : Rotatable
- Packing : per piece



ITEM NO.	SAP CODE	DESCRIPTION
GJS.1400S2-32L	530.20.516	340x240mm

SINGLE LEVER SHOWER MIXER

- Material : Brass
- Finish : Chrome Plated
- Packing : Per Piece



ITEM NO.	OLD CODE	NEW CODE
RFN.SMP365	730.20.754	B04.07.001

DIMENSION (L x H)
160 x 100mm

SINGLE LEVER SHOWER MIXER

- Material : Brass
- Finish : Chrome Plated
- Packing : Per Piece



ITEM NO.	OLD CODE	NEW CODE
RFN.SMP342	730.20.755	B04.07.002

DIMENSION (L x H)
175 x 110mm

SINGLE LEVER BASIN MIXER

- Material : Brass
- Finish : Chrome Plated
- Packing : Per Piece



ITEM NO.	OLD CODE	NEW CODE
RFN.BMP201	730.20.753	B04.01.004

DIMENSION (L x H)
110 x 168mm

MONO BASIN FAUCET

- Material : Brass
- Finish : Chrome Plated
- Packing : Per Piece



ITEM NO.	OLD CODE	NEW CODE
RFN.BMP191	730.20.750	B04.01.001

DIMENSION (L x H)
120 x 185mm

SINGLE LEVER BASIN MIXER

- Material : Brass
- Finish : Chrome Plated
- Packing : Per Piece



ITEM NO.	OLD CODE	NEW CODE
RFN.BMP193	730.20.752	B04.01.003

DIMENSION (L x H)
110 x 158mm

COUNTERTOP WASH BASIN

- Material : Ceramic
- Color : White
- Packing : per piece



ITEM NO.	SAP CODE	DESCRIPTION
IMEX.LW1053	745.70.025	Ø490x155mm

WASH BASIN

- Material : Ceramic
- Color : White
- Packing : per piece



ITEM NO.	SAP CODE	DESCRIPTION
JY.8018A.WH	745.65.080	800x470x190mm

WALL HUNG WASH BASIN

- Material : Ceramic
- Color : White
- Structure : One-Piece
- Packing : per piece



ITEM NO.	SAP CODE	DESCRIPTION
IMEX.L10100	745.70.013	570x450x185mm

WALL HUNG WASH BASIN

- Material : Ceramic
- Color : White
- Structure : One-Piece
- Packing : per piece



ITEM NO.	SAP CODE	DESCRIPTION
IMEX.L1094	745.70.021	550x430x160mm

COUNTERTOP WASH BASIN

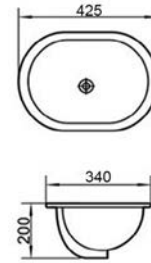
- Material : Ceramic
- Color : White
- Structure : One-Piece
- Packing : per piece



ITEM NO.	SAP CODE	DESCRIPTION
IMEX.LW1056	745.70.023	500x410x160mm

UNDERMOUNT WASH BASIN

- Material : Ceramic
- Finish : White
- Structure : One-Piece
- Mounting : Undermount
- Packing : Per Piece



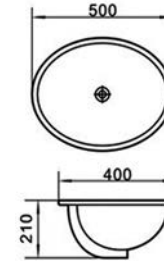
ITEM NO.	OLD CODE	NEW CODE
JY.1601.WH	745.65.090	

DIMENSION (L x W x H)

425 x 340 x 200mm

UNDERMOUNT WASH BASIN

- Material : Ceramic
- Finish : White
- Structure : One-Piece
- Mounting : Undermount
- Packing : Per Piece



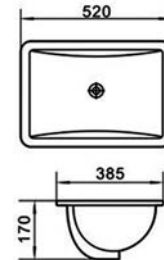
ITEM NO.	OLD CODE	NEW CODE
JY.2003.WH	745.65.092	

DIMENSION (L x W x H)

500 x 400 x 210mm

UNDERMOUNT WASH BASIN

- Material : Ceramic
- Finish : White
- Structure : One-Piece
- Mounting : Undermount
- Packing : Per Piece



ITEM NO.	OLD CODE	NEW CODE
JY.2003A.WH	745.65.094	

DIMENSION (L x W x H)

520 x 385 x 170mm

WASH BASIN

- Material : Ceramic
- Finish : White
- Structure : One-Piece
- Mounting : Topmount
- Packing : Per Piece



ITEM NO.	OLD CODE	NEW CODE
JY.8018A.WH	745.65.080	B02.01.002

DIMENSION (L x W x H)

800 x 470 x 190mm

WASH BASIN

- Material : Ceramic
- Finish : White
- Structure : One-Piece
- Mounting : Topmount
- Packing : Per Piece



ITEM NO.	OLD CODE	NEW CODE
JY.017.WH	745.65.067	

DIMENSION (L x W x H)
405 x 335 x 140mm

WASH BASIN

- Material : Ceramic
- Finish : White
- Structure : One-Piece
- Mounting : Topmount
- Packing : Per Piece

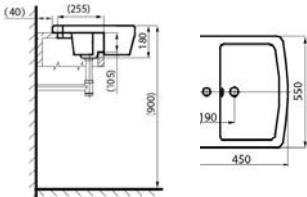


ITEM NO.	OLD CODE	NEW CODE
JY.7065A.WH	745.65.066	

DIMENSION (L x W x H)
820 x 410 x 100mm

SEMI RECESSED BASIN

- Material : Ceramic
- Finish : White
- Structure : One-Piece
- Mounting : Semi Recessed
- Packing : Per Piece

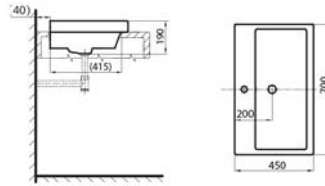


ITEM NO.	OLD CODE	NEW CODE
INNOCI.NC2203W1	745.75.014	B02.01.004

DIMENSION (L x W x H)
545 x 445 x 170mm

WASH BASIN

- Material : Ceramic
- Finish : White
- Structure : One-Piece
- Mounting : Drop-in
- Packing : Per Piece

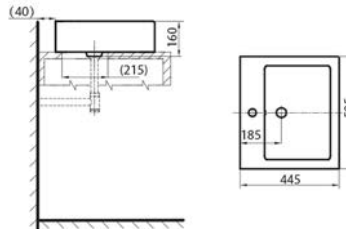


ITEM NO.	OLD CODE	NEW CODE
INNOCI.NC2214W1	745.75.011	B02.01.003

DIMENSION (L x W x H)
700 x 440 x 180mm

WASH BASIN

- Material : Ceramic
- Finish : White
- Structure : One-Piece
- Mounting : Drop-in
- Packing : Per Piece



ITEM NO.	OLD CODE	NEW CODE
INNOCI.NC2252W1	745.75.026	B02.01.009

DIMENSION (L x W x H)
515 x 455 x 170mm

WASH BASIN

- Material : Ceramic
- Finish : White
- Structure : One-Piece
- Mounting : Drop-in
- Packing : Per Piece

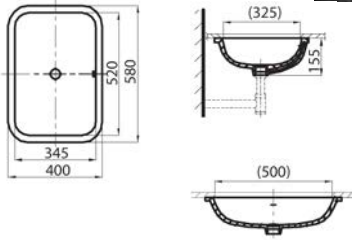


ITEM NO.	OLD CODE	NEW CODE
INNOCI.NC2259W-1	745.75.023	B02.01.007

DIMENSION (L x W x H)
580 x 400 x 170mm

WASH BASIN

- Material : Ceramic
- Finish : White
- Structure : One-Piece
- Mounting : Undermount
- Packing : Per Piece



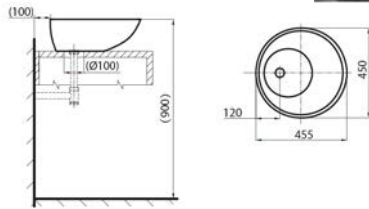
ITEM NO.	OLD CODE	NEW CODE
INNOCI.NC2218W	745.75.021	B02.01.006

DIMENSION (L x W x H)

580 x 400 x 155mm

VESSEL BASIN

- Material : Ceramic
- Finish : White
- Structure : One-Piece
- Mounting : Above Counter
- Packing : Per Piece



ITEM NO.	OLD CODE	NEW CODE
INNOCI.NC2266W	745.75.027	B02.01.010

DIMENSION (L x W x H)

450 x 445 x 170mm

DECOFILM WHITE STRIPES

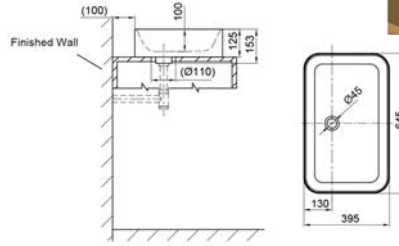
- Width : 1.23 mtrs
- 1 Roll : 15 or 50 mtrs
- Thickness : 90 microns
- Packing : Per Meter



ITEM NO.	CODE
DECO.PF081	D03.02.012

VESSEL BASIN

- Material : Ceramic
- Finish : White
- Structure : One-Piece
- Mounting : Above Counter
- Packing : Per Piece



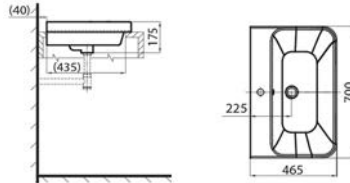
ITEM NO.	OLD CODE	NEW CODE
INNOCI.NC2287W	745.75.016	B02.01.005

DIMENSION (L x W x H)

635 x 395 x 155mm

DROP-IN BASIN

- Material : Ceramic
- Finish : White
- Structure : One-Piece
- Mounting : Drop-in
- Packing : Per Piece



ITEM NO.	OLD CODE	NEW CODE
INNOCI.NC2260W1	745.75.024	B02.01.008

DIMENSION (L x W x H)

700 x 465 x 175mm

DECOFILM GREY STRIPES

- Width : 1.23 mtrs
- 1 Roll : 15 or 50 mtrs
- Thickness : 90 microns
- Packing : Per Meter



ITEM NO.	CODE
DECO.PF085	D03.02.013

- **Material** : Mirror Glass with 5mm Safety Film
- **Specification** : 220-240V Input, 12V Output LED Lamp
30 LEDs, 1.8W
Bluetooth Connection
IP44 Rated
IR Sensor Switch
Stereo Speakers
Defogger Pad
- **Packing** : Per Piece



ITEM NO.	OLD CODE	NEW CODE
MBL.6802.BMC	750.10.005	

DIMENSION (L x W x H)
500 x 700 x 60mm

- **Material** : Mirror Glass with 5mm Safety Film
- **Specification** : 220-240V Input, 12V Output LED Lamp
Bluetooth Connection
IP44 Rated
IR Sensor Switch
Stereo Speakers
Defogger Pad
- **Packing** : Per Piece




ITEM NO.	OLD CODE	NEW CODE
MBL.6903.BMC	750.10.010	

DIMENSION (L x W x H)
800 x 600 x 60mm

Features:

Play music or listen to internet radio from your smart phone or ther Bluetooth devices.

- Bluetooth Connectivity
- Stereo Speakers
- Steam Free
- Sensor Switch
- Low Energy LED Illumination



IR Sensor Switch



Pull Cord Switch



Stereo Speakers

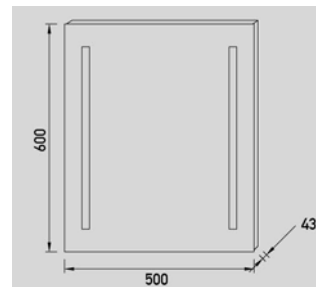


Bluetooth

Introducing our new Bluetooth mirrors. Play music or listen to internet radio from your smart phone or other bluetooth devices



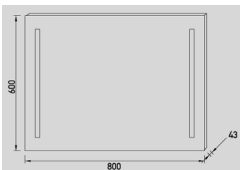
- **Material** : Mirror Glass with 5mm Safety Film
- **Specification** : 220-240V Input, 12V Output LED Lamp
30 LEDs, 1.8W
IP44 Rated
IR Sensor Switch
- **Packing** : Per Piece



ITEM NO.	OLD CODE	NEW CODE
MT60-50.BMC	750.10.015	

DIMENSION (L x W x H)
600 x 500 x 43mm

- **Material** : Mirror Glass with 5mm Safety Film
- **Specification** : 220-240V Input, 12V Output LED Lamp
30 LEDs, 1.8W
IP44 Rated
IR Sensor Switch
- **Packing** : Per Piece



ITEM NO.	OLD CODE	NEW CODE
MT60-80.BMC	750.10.020	

DIMENSION (L x W x H)
600 x 800 x 43mm

WALL MOUNTED MIRROR

- **Material** : Silver Backed Glass & Brass Frame
- **Finish** : Chrome
- **Description** : Dual Side
Wall Mounted
Regular view and 3x Magnified
- **Packing** : Per Piece



ITEM NO.	OLD CODE	NEW CODE
RFN.WM211.8"	735.30.296	B03.04.030

MIRROR DIA.
Ø 8"

BATHROOM CABINET TOP WITH MARBLE STONE

- **Material** : 9-Ply Marine Plywood
18mm Thickness
- **Finish** : White High Gloss
- **Includes** : Mirror Wall Cabinet
Base Cabinet
Countertop with Marble Stone
and Ceramic Basin
- **Packing** : Per Set



A: 780 x 150 x 800mm
B: 780 x 535 x 780mm

ITEM NO.	OLD CODE	NEW CODE
RFN.BC614	700.01.001	

DIMENSION (L x W x H)
800 x 540 x 910mm



BATHROOM CABINET

- **Material** : 9-Ply Marine Plywood
18mm Thickness
- **Finish** : White High Gloss
- **Includes** : Mirror Wall Cabinet
Base Cabinet
Countertop Ceramic Basin
- **Packing** : Per Set



A: 580 x 120 x 780mm
B: 580 x 455 x 480mm

ITEM NO.	OLD CODE	NEW CODE
RFN.BC616	700.01.003	

DIMENSION (L x W x H)
600 x 455 x 550mm



BATHROOM CABINET TOP WITH CERAMIC BASIN

- Material : 9-Ply Marine Plywood
18mm Thickness
- Finish : White High Gloss
- Includes : Mirror Wall Cabinet
Base Cabinet
Countertop with
Marble Stone and Ceramic
Basin
- Packing : Per Set



A: 500 x 120 x 730mm
B: 780 x 455 x 480mm
C: 230 x 140 x 730mm



ITEM NO.	OLD CODE	NEW CODE
RFN.BC589	700.01.007	

DIMENSION (L x W x H)
800 x 460 x 540mm

BATHROOM CABINET TOP WITH CERAMIC BASIN

- Material : 9-Ply Marine Plywood
18mm Thickness
- Finish : White High Gloss
- Includes : Mirror Wall Cabinet
Base Cabinet
Countertop Ceramic Basin
- Packing : Per Set



A: 780 x 150 x 800mm
B: 780 x 535 x 780mm



ITEM NO.	OLD CODE	NEW CODE
RFN.BC617	700.01.004	

DIMENSION (L x W x H)
700 x 455 x 560mm

BATHROOM CABINET TOP WITH CERAMIC BASIN

- Material : 9-Ply Marine Plywood
18mm Thickness
- Finish : Cream Matte
- Includes : Mirror Wall Cabinet
Base Cabinet
Countertop Ceramic Basin
in White Finish
- Packing : Per Set



A: 780 x 150 x 800mm
B: 780 x 450 x 785mm



ITEM NO.	OLD CODE	NEW CODE
RFN.BC611	700.01.005	

DIMENSION (L x W x H)
800 x 450 x 790mm

BATHROOM CABINET TOP WITH CERAMIC BASIN

- Material : 9-Ply Marine Plywood
18mm Thickness
- Finish : White High Gloss
- Includes : Mirror Wall Cabinet
Base Cabinet
Countertop Ceramic Basin
- Packing : Per Set



A: 980 x 150 x 695mm
B: 980 x 480 x 450mm



ITEM NO.	OLD CODE	NEW CODE
RFN.BC607	700.01.002	

DIMENSION (L x W x H)
1000 x 470 x 520mm

BATHROOM CABINET TOP WITH CERAMIC BASIN

- Material : 9-Ply Marine Plywood
18mm Thickness
Door made of Solid Wood Oak
- Finish : White Oak Matte
- Includes : Mirror Wall Cabinet
Base Cabinet
Countertop with Marble Stone
and Ceramic Basin
- Packing : Per Set



A: 980 x 25 x 700mm
B: 980 x 455 x 480mm
C: 250 x 145 x 800mm
D: 260 x 120 x 100mm

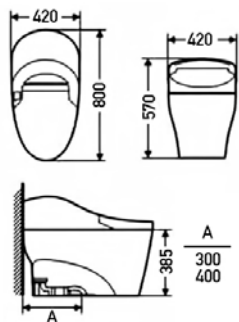


ITEM NO.	OLD CODE	NEW CODE
RFN.BC155	700.01.006	

DIMENSION (L x W x H)
1000 x 460 x 570mm

INTEGRATED ONE-PIECE WATER CLOSET

- Material : Ceramic
- Finish : White
- Description : 300mm Roughing-in S-trap
Soft Close Cover, IPX4
Washdown, Dual Flushing
Floor Mounted
- Packing : Per Piece



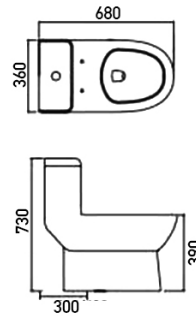
ITEM NO.	OLD CODE	NEW CODE
RFN.81102I.WH	745.60.036	B02.06.001

DIMENSION (L x W x H)
800 x 420 x 570mm

SIPHONIC SPRAY ONE-PIECE TOILET



- Material : Ceramic
- Finish : White
- Description : 300mm Roughing-in S-trap
Soft Close Cover - UF Seat Cover
- Packing : Per Piece



ITEM NO.	OLD CODE	NEW CODE
RFN.8096.WH		B02.05.014

DIMENSION (L x W x H)
680 x 360 x 730mm

WALL-HUNG URINAL

- Material : Ceramic
- Finish : White
- Description : 140mm Roughing-in
Washdown, Dual Flushing
Wall Hang Mounting
- Packing : Per Piece



ITEM NO.	OLD CODE	NEW CODE
RFN.6004.WH	745.60.050	B02.05.011

DIMENSION (L x W x H)
360 x 310 x 465mm

FITTING FOR ONE-PIECE CLOSET

• Packing : Per Piece



ITEM NO.	CODE	DESCRIPTION
RFN.FT21	B02.05.003	Fitting for RFN.2131
RFN.FT22	B02.05.002	Fitting for RFN.2113, 2133
RFN.FT23	B02.05.001	Fitting for RFN.2109

WATER CLOSER COVER

• Material : Plastic
• Finish : White
• Description : Soft Close Cover
• Packing : Per Piece



ITEM NO.	CODE	DESCRIPTION
RFN.P2133C	B02.05.008	for RFN.2133

SIPHONIC ONE-PIECE TOILET

- Material : Ceramic
- Finish : White
- Description : Siphon, Dual Flushing 3/4.4L
Floor Mounting
- Packing : Per Piece

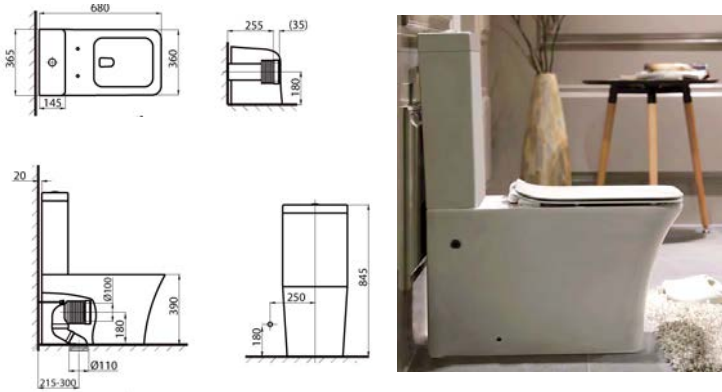


ITEM NO.	OLD CODE	NEW CODE
INNOCI.NC2141UW-3T0	745.75.010	B02.06.002

DIMENSION (L x W x H)
700 x 385 x 800mm

WASH DOWN TWO-PIECE TOILET

- Material : Ceramic
- Finish : White
- Description : Wash Down, Dual Flushing 3/4.4L
Floor Mounting
- Packing : Per Piece



ITEM NO.	OLD CODE	NEW CODE
INNOCI.NC2137UW-PT0	745.75.015	B02.06.005

DIMENSION (L x W x H)
680 x 365 x 845mm

ONE-PIECE TOILET

- Material : Ceramic
- Finish : White
- Description : 305mm Rough-in S-trap
Siphon, Dual Flushing 3/4.4L
Floor Mounting
- Packing : Per Piece

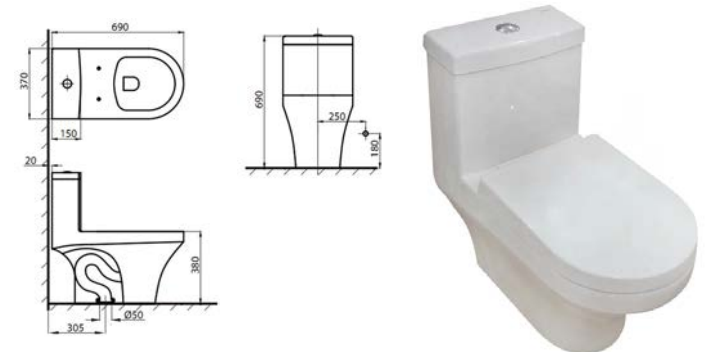


ITEM NO.	OLD CODE	NEW CODE
INNOCI.NC2146UW-3T0	745.75.013	B02.06.004

DIMENSION (L x W x H)
710 x 365 x 825mm

SIPHONIC ONE-PIECE TOILET

- Material : Ceramic
- Finish : White
- Description : 300±5mm Rough-in
Siphon, Dual Flushing 3/4.4L
Floor Mounting
- Packing : Per Piece

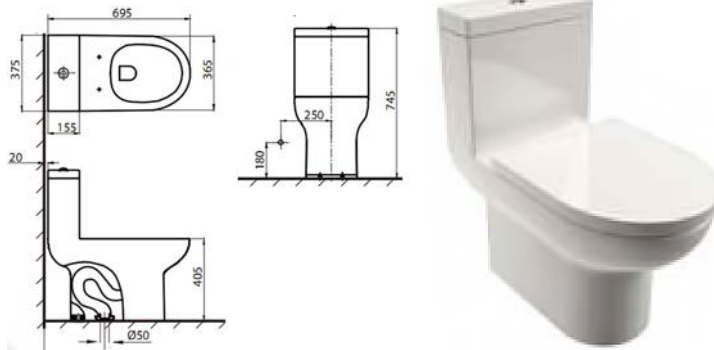


ITEM NO.	OLD CODE	NEW CODE
INNOCI.NC2111XW-3	745.75.019	B02.06.008

DIMENSION (L x W x H)
690 x 370 x 690mm

SIPHONIC ONE-PIECE TOILET

- **Material** : Ceramic
- **Finish** : White
- **Description** : 300±5mm Roughin-in
Siphon, Dual Flushing 3/4.4L
Floor Mounting
- **Packing** : Per Piece



ITEM NO.	OLD CODE	NEW CODE
INNOCI.NC2144W-3	745.75.017	B02.06.006
DIMENSION (L x W x H)		
695 x 375 x 745mm		

SIPHONIC ONE-PIECE TOILET

- **Material** : Ceramic
- **Finish** : White
- **Description** : 300±5mm Roughin-in
Siphon, Dual Flushing 3/4.4L, Wdi Cistern
UF Soft Closing Seat Cover
Floor Mounting
- **Packing** : Per Piece



ITEM NO.	OLD CODE	NEW CODE
INNOCI.NC2151UXW-3	745.75.028	B02.06.012
DIMENSION (L x W x H)		
715 x 365 x 750mm		

TWO-PIECE TOILET

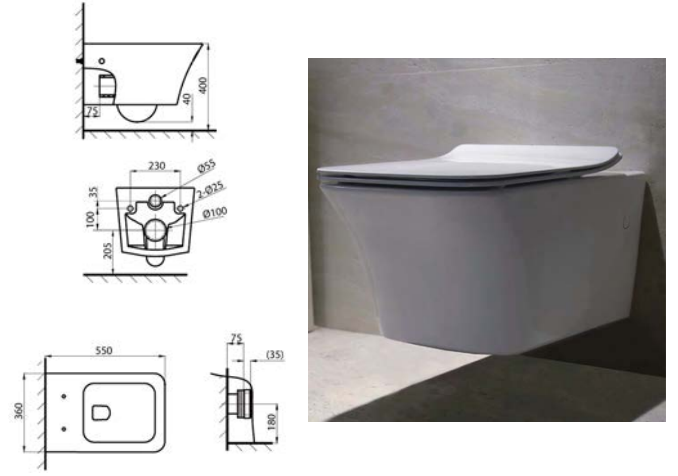
- **Material** : Ceramic
- **Finish** : White
- **Description** : 220 - 300mm Adjustable Roughin-in, S-trap
180mm Roughin-in, P-trap
Wash Down, Dual Flushing 3/4.4L
PP Seat Cover
Floor Mounting
- **Packing** : Per Piece



ITEM NO.	OLD CODE	NEW CODE
INNOCI.NC2127XW-P.ND3202N	745.75.030	B02.06.014
DIMENSION (L x W x H)		
655 x 360 x 738mm		

WALL HUNG TOILET

- **Material** : Ceramic
- **Finish** : White
- **Description** : Slim Soft Close Cover
Wash Down
Wall Mounting
- **Packing** : Per Piece



ITEM NO.	OLD CODE	NEW CODE
INNOCI.NC2123UWT-T0	745.75.020	B02.06.009
DIMENSION (L x W x H)		
550 x 360 x 360mm		

FLOOR STANDING TOILET

- Material : Ceramic
- Finish : White
- Description : 180mm Rough-in
Wash Down, Dual Flushing 3/4.4L
UF Soft Closing Seat Cover
- Packing : Per Piece



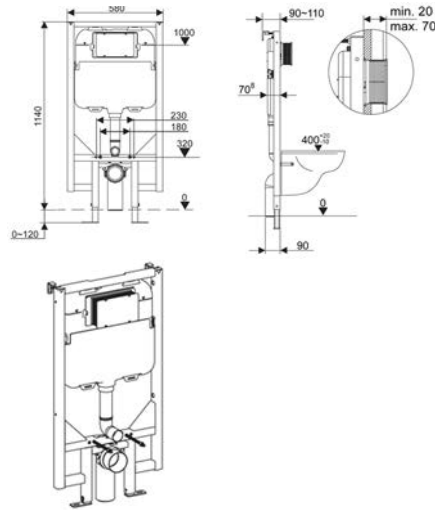
ITEM NO.	OLD CODE	NEW CODE
----------	----------	----------

INNOCI.NC2157UW-T0	745.75.032	B02.06.016
INNOCI.NCD03C	745.75.033	B02.06.017

DIMENSION (L x W x H)	DESCRIPTION
365 x 570 x 405mm	Floor Standing Toilet In-wall Tank System (Chrome)

NCD01C IN-WALL TANK SYSTEM

- Material : Plastic + Steel
- Finish : Chrome
- Description : 180mm / 230mm Rough-in
400kgs Max Load Capacity
- Packing : Per Piece



ITEM NO.	OLD CODE	NEW CODE
----------	----------	----------

INNOCI.NCD01C	745.75.025	B02.06.011
---------------	------------	------------

DIMENSION (L x W x H)
1140 x 580mm

WALL HUNG TOILET

- Material : Ceramic
- Finish : White
- Description : H=210mm Rough-in
UF Soft Closing Seat Cover
Wash Down
Tank System size: 1140+120x580mm
- Packing : Per Piece



ITEM NO.	OLD CODE	NEW CODE
----------	----------	----------

INNOCI.NC2140W.NCD01C	745.75.029	B02.06.013
-----------------------	------------	------------

DIMENSION (L x W x H)
530 x 365 x 360mm

WASH DOWN TWO-PIECE TOILET INTELLIGENT SEAT & COVER

- Material : Ceramic
- Finish : White
- Description : 220 - 300mm Adjustable Rough-in, S-trap
180mm Rough-in, P-trap
Wash Down, Dual Flushing 3/4.4L
UF Seat Cover
220V/50Hz Rated Voltage
1070W Wattage
IPX4 Water Proof
- Packing : Per Piece



ITEM NO.	OLD CODE	NEW CODE
----------	----------	----------

INNOCI.NC2116.Z04.3202	745.75.012	B02.06.003
------------------------	------------	------------

DIMENSION (L x W x H)
683 x 360 x 750mm

BACK INLET URINAL

- Material : Ceramic
- Finish : White
- Description : H=210 Rough-in
Infrared Sensor Flush Method (use ND638E-1)
- Packing : Per Piece



ITEM NO.	OLD CODE	NEW CODE
INNOCI.NC2507W-B	745.75.022	B02.06.010

DIMENSION (L x W x H)
335 x 335 x 660mm

URINAL

- Material : Ceramic
- Finish : White
- Description : Infrared Sensor
- Packing : Per Piece



ITEM NO.	OLD CODE	NEW CODE
INNOCI.NC2506W-B	745.75.031	B02.06.015

DIMENSION (L x W x H)
390 x 355 x 840mm

ONE-PIECE TOILET

Dimension (L x W x H):
680 x 360 x 750mm



ITEM NO.	SAP CODE	DESCRIPTION	PRICE
IMEX.CA10100	745.70.001	680x360x750mm	22,850.00

WATER CLOSET

- Description : Soft Close,
Plastic
- Color : White
- Packing : per piece



ITEM NO.	SAP CODE	DESCRIPTION
RFN.P2113C	B02.05.005	for RFN.2113

SEMI RECESSED BASIN

- Material : Ceramic
- Finish : White
- Structure : One-Piece
- Mounting : Semi Recessed
- Packing : Per Piece



ITEM NO.	NEW CODE	DIMENSION (L x W x H)
INNOCI.NC2203W1	B02.01.004	545 x 445 x 170mm

WALL HUNG TOILET

- Material : Ceramic
- Finish : White
- Description : Slim Soft Close Cover
Wash Down
- Packing : Wall Mounting
Per Piece



ITEM NO.	NEW CODE	DIMENSION (L x W x H)
INNOCI.NC2123UWT-T0	B02.06.009	550 x 360 x 360mm

IN-WALL INFRARED URINAL SENSOR

- **Material** : **Stainless Steel**
- **Finish** : **Stainless Steel & Chrome**
- **Description** : **Infrared Ray Controlled**
AC 220V/50Hz or DC 4.5V
30-60cm Sensor Distance
4~20 Seconds Adjustable Flushing Time
0.05Mpa~0.6Mpa Water Pressure
- **Packing** : **Per Piece**



ITEM NO.	OLD CODE	NEW CODE
INNOCI.ND638E-1	745.75.018	B02.06.007

DIMENSION (L x W)
130 x 130mm

WALL-HUNG URINAL

- **Material** : **Ceramic**
- **Finish** : **White**
- **Description** : **100mm Roughing-in**
Wall Hang Mounting
- **Packing** : **Per Piece**

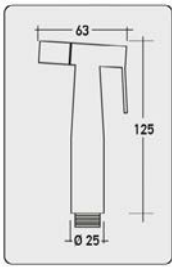


ITEM NO.	OLD CODE	NEW CODE
RFN.6001.WH	745.60.049	B02.05.010

DIMENSION (L x W x H)
385 x 320 x 685mm

BIDET SET

- Material : ABS
- Finish : Chrome
- Description : 4ft Stainless Steel shower hose
Shower Holder
- Packing : Per Piece

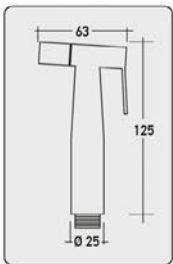


ITEM NO.	OLD CODE
RFN.SB66.ABS	730.50.709

NEW CODE
B01.05.006

BIDET SET

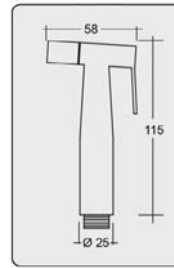
- Material : ABS
- Finish : Chrome
- Description : 4ft Stainless Steel shower hose
Shower Holder
- Packing : Per Piece



ITEM NO.	OLD CODE	NEW CODE
RFN.SB66.ABS	730.50.709	B01.05.006

BIDET SET

- Material : SUS304 Stainless Steel
- Finish : Stainless Steel
- Includes : 4ft Stainless Steel shower hose
Shower Holder
- Packing : Per Piece



ITEM NO.	OLD CODE
RFN.SB77.SUS304	730.50.707

NEW CODE
B01.05.005

BIDET SPRAY KIT

- Material : SUS304 Stainless Steel
- Finish : Satin Stainless Steel
- Description : On/Off Valve Holder (80 x Ø 28mm)
Anti-Twist Flexible Hose - 1.2M
- Packing : Per Piece



ITEM NO.	OLD CODE	NEW CODE
CLIO.CL135.SUS304	750.05.024	B01.03.003

DIMENSION (L x H)
57 x 115mm

FOOT VALVE

- Material : Brass
- Finish : Chrome
- Description : Wall/Floor Mount
- Packing : Per Piece



ITEM NO.	OLD CODE	NEW CODE
MCM.9057.W/F	500.41.100	

DIMENSION (L x H)
236 x 40mm

ANGLE VALVE

- Material : Brass
- Finish : Chrome
- Packing : Per Piece



ITEM NO.	OLD CODE	NEW CODE
BSR.KSAV.1/2X3/8	510.50.501	B05.01.027

DIMENSION (L x H)
1/2" x 3/8"

ANGLE VALVE

- Material : Brass
- Finish : Chrome
- Packing : Per Piece



ITEM NO.	OLD CODE	NEW CODE
BSR.KSAV.156	510.50.536	

DIMENSION (L x H)
1/2" x 3/8" x 3/8"

ANGLE VALVE

- Material : Brass
- Finish : Chrome
- Packing : Per Piece



ITEM NO.	OLD CODE	NEW CODE
BSR.KSAV.125	510.50.533	B05.01.033

DIMENSION (L x H)
1/2" x 1/2" x 1/2"

FLEXIBLE HOSE

- Material : Brass
- Finish : Chrome
- Packing : Per Piece



ITEM NO.	OLD CODE	NEW CODE
BSR.KSFH.1/2X1/2X12"	510.50.541	B05.01.035
BSR.KSFH.1/2X3/8X12"	510.50.551	B05.01.036

DIMENSION (L)
1/2" x 1/2" x 12"
1/2" x 3/8" x 12"

TWO WAY ANGLE VALVE

- Material : SUS304 Stainless Steel
- Finish : Satin Stainless Steel
1/2" (M) x 1/2" (M) x 1/2" (M)
Plate Size Ø 48mm
Body Size Ø 24mm
- Packing : Per Piece



ITEM NO.	OLD CODE	NEW CODE
CLIO.CL1152.SUS304	750.05.005	B04.06.027

DIMENSION (L x H)
60 X 70mm

ANGLE VALVE

- Material : SUS304 Stainless Steel
- Finish : Satin Stainless Steel
1/2" (M) x 1/2" (M)
Plate Size Ø 48mm
Body Size Ø 24mm
- Packing : Per Piece



ITEM NO.	OLD CODE	NEW CODE
CLIO.CL1155.SUS304	750.05.009	B04.06.031

DIMENSION (L x H)
42 X 73mm

ANGLE VALVE

- Material : SUS304 Stainless Steel
- Finish : Satin Stainless Steel
1/2" (M) x 1/2" (M)
Plate Size Ø 48mm
Body Size Ø 24mm
- Packing : Per Piece



ITEM NO.	OLD CODE	NEW CODE
CLIO.CL1153.SUS304	750.05.007	B04.06.029

DIMENSION (L x H)
67 X 70mm

STOP VALVE

- Material : Brass
- Finish : Chrome
1/2" (F) x 1/2" (F)
Plate Size Ø 60mm
Body Size Ø 28mm
- Packing : Per Piece



ITEM NO.	OLD CODE	NEW CODE
CLIO.CL1156.SUS304	750.05.083	B04.06.036

DIMENSION (L x H)
66 X 80mm

ANGLE VALVE

- Material : SUS304 Stainless Steel
- Finish : Satin Stainless Steel
1/2" (M) x 1/2" (M)
Plate Size Ø 48mm
Body Size Ø 24mm
- Packing : Per Piece



ITEM NO.	OLD CODE	NEW CODE
CLIO.CL1154.SUS304	750.05.008	B04.06.030

DIMENSION (L x H)
43 X 71mm

ANGLE VALVE

- Material : SUS304 Stainless Steel
- Finish : Satin Stainless Steel
1/2" (M) x 1/2" (M)
Plate Size Ø 48mm
Body Size Ø 24mm
- Packing : Per Piece



ITEM NO.	OLD CODE	NEW CODE
CLIO.CL1151.SUS304	750.05.006	B04.06.028

DIMENSION (L x H)
42 X 73mm

ANGLE VALVE

- Material : Brass
- Finish : Chrome
1/2" x 1/2"
- Packing : Per Piece

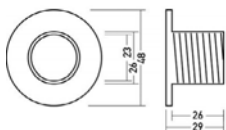


ITEM NO.	OLD CODE	NEW CODE
FL.H819	730.52.102	B01.05.030

DIMENSION

BRASS BUSHING REDUCER

- Material : Brass/PVC
- Finish : Brass/Beige
1/2" x 3/4"
- Packing : Per Piece



ITEM NO.	OLD CODE
RFN.BC-1926	700.05.001

DESCRIPTION
Brass

DOUBLE GLASS SHELF

- Material : Brass and Tempered Glass
- Finish : Chrome
- Packing : Per Piece



ITEM NO.	OLD CODE	NEW CODE
RFN.CM82S38.CP	705.30.356	

DIMENSION (L x W x H)
40 x 12.5 x 40.5cm

TISSUE HOLDER

- Material : Brass
- Finish : Chrome
- Packing : Per Piece



ITEM NO.	OLD CODE	NEW CODE
RFN.CM21.CP	705.30.318	

DIMENSION (L x W x H)
9 x 6 x 16.5cm

SOAP HOLDER

- Material : Brass
- Finish : Chrome
- Packing : Per Piece



ITEM NO.	OLD CODE	NEW CODE
RFN.85007.CP	710.10.321	

DIMENSION (L x W x H)
110 x 107 x 35cm

TISSUE HOLDER

- Material : Brass
- Finish : Chrome
- Packing : Per Piece



ITEM NO.	OLD CODE	NEW CODE
RFN.85011.CP	710.10.331	

DIMENSION (L x W x H)
143 x 92 x 65cm

TOWEL BAR

- Material : Brass
- Finish : Chrome
- Packing : Per Piece



ITEM NO.	OLD CODE	NEW CODE
RFN.85312.600CP	710.10.332	B01.02.043

DIMENSION (L x W x H)

600 x 200 x 15mm

GLASS HOLDER

- Material : Brass
- Finish : Chrome
- Packing : Per Piece



ITEM NO.	OLD CODE	NEW CODE
RFN.85006.CP	710.10.316	B01.02.041

DIMENSION (L x W x H)

110 x 107 x 96mm

GLASS SHELF

- Material : Brass and Tempered Glass
- Finish : Chrome
- Packing : Per Piece



ITEM NO.	OLD CODE	NEW CODE
RFN.85003.CP	710.10.306	

DIMENSION (L x W x H)

529 x 125 x 35cm

ROBE HOOK

- Material : Brass
- Finish : Chrome
- Packing : Per Piece



ITEM NO.	OLD CODE	NEW CODE
RFN.97010.CP	710.10.361	

DIMENSION (L x W x H)

73 x 20 x 35mm

TOWEL BAR

- Material : Brass
- Finish : Chrome
- Packing : Per Piece



ITEM NO.	OLD CODE	NEW CODE
RFN.97009.CP	710.10.356	

DIMENSION (L x W x H)

127 x 130 x 35mm

TOWEL HOLDER

- Material : Brass
- Finish : Chrome
- Packing : Per Piece



ITEM NO.	OLD CODE	NEW CODE
RFN.97004.CP	710.10.346	

DIMENSION (L x W x H)

186 x 173 x 37cm

TOWEL BAR

- Material : Brass
- Finish : Chrome
- Packing : Per Piece



ITEM NO.	OLD CODE	NEW CODE
RFN.97001.600CP	710.10.336	

DIMENSION (L x W x H)

600 x 70 x 20mm

TISSUE HOLDER

- Material : Brass
- Finish : Chrome
- Packing : Per Piece



ITEM NO.	OLD CODE	NEW CODE
RFN.97011.CP	710.10.366	

DIMENSION (L x W x H)

143 x 92 x 65mm

TOWEL BAR WITH EXTRA BAR

- Material : Brass
- Finish : Chrome
- Packing : Per Piece



ITEM NO.	OLD CODE	NEW CODE
RFN.97012.CP	710.10.371	

DIMENSION (L x W x H)

622 x 204 x 120cm

SOAP DISH HOLDER

- Material : Brass
- Finish : Chrome
- Packing : Per Piece



ITEM NO.	OLD CODE	NEW CODE
RFN.B2017.57001.CP	710.17.570	B01.02.065

DIMENSION (L x W x H)

120 x 128 x 30mm

GLASS HOLDER

- Material : Brass
- Finish : Chrome
- Packing : Per Piece



ITEM NO.	OLD CODE	NEW CODE
RFN.97006.CP	710.10.351	B01.02.044

DIMENSION (L x W x H)

129 x 82 x 95mm

TOWEL RING

- Material : Brass
- Finish : Chrome
- Packing : Per Piece



ITEM NO.	OLD CODE	NEW CODE
RFN.B2017.60101.CP	710.17.601	

DIMENSION (L x W x H)

197 x 76 x 110mm

GLASS SHELF

- Material : Brass and Tempered Glass
- Finish : Chrome
- Packing : Per Piece



ITEM NO.	OLD CODE	NEW CODE
RFN.97003.CP	710.10.341	

DIMENSION (L x W x H)

500 x 138 x 20mm

TOWEL BAR

- Material : Brass
- Finish : Chrome
- Packing : Per Piece



ITEM NO.	OLD CODE	NEW CODE
RFN.B2017.24001.CP	710.17.240	B01.02.064

DIMENSION (L x W x H)

660 x 76 x 30cm

DOUBLE ROBE HOOK

- Material : Brass
- Finish : Chrome
- Packing : Per Piece



ITEM NO.	OLD CODE	NEW CODE
RFN.B2017.53001.CP	710.17.530	

DIMENSION (L x W x H)

90 x 67 x 30cm

GLASS SHELF

- Material : Brass
- Finish : Chrome
- Packing : Per Piece



ITEM NO.	OLD CODE	NEW CODE
RFN.B2017.51201.CP	710.17.512	

DIMENSION (L x W x H)

167 x 76 x 30mm

GLASS SHELF

- Material : Brass and Tempered Glass
- Finish : Chrome
- Packing : Per Piece



ITEM NO.	OLD CODE	NEW CODE
RFN.B2017.98000.CP	710.17.980	B01.02.067

DIMENSION (L x W x H)

530 x 135 x 30mm

TUMBLER WITH HOLDER

- Material : Brass
- Finish : Chrome
- Packing : Per Piece



ITEM NO.	OLD CODE	NEW CODE
RFN.B2017.59101.CP	710.17.591	B01.02.066

DIMENSION (L x W x H)

120 x 128 x 98cm

DOUBLE ROBE HOOK

- Material : Brass
- Finish : Chrome
- Packing : Per Piece



ITEM NO.	OLD CODE	NEW CODE
RFN.B2059.53001.CP	710.15.530	B01.02.053

DIMENSION (L x W x H)

90 x 41 x 50mm

SOAP DISH HOLDER

- Material : Brass
- Finish : Chrome
- Packing : Per Piece




ITEM NO.	OLD CODE	NEW CODE
RFN.B2059.59100.CP	710.15.591	B01.02.055

DIMENSION (L x W x H)

120 x 110 x 50mm

TOWEL BAR

- Material : Brass
- Finish : Chrome
- Packing : Per Piece



ITEM NO.	OLD CODE	NEW CODE
RFN.B2059.24000.CP	710.15.240	B01.02.052

DIMENSION (L x W x H)

650 x 55 x 50cm

GLASS SHELF

- Material : Brass and Tempered Glass
- Finish : Chrome
- Packing : Per Piece



ITEM NO.	OLD CODE	NEW CODE
RFN.B2059.98000.CP	710.15.980	B01.02.056

DIMENSION (L x W x H)

530 x 142.5 x 50mm

TUMBLER HOLDER

- Material : Brass
- Finish : Chrome
- Packing : Per Piece



ITEM NO.	OLD CODE	NEW CODE
RFN.B2059.58000.CP	710.15.580	B01.02.054

DIMENSION (L x W x H)

87 x 115 x 100mm

ROBE HOOK

- Material : Brass
- Finish : Chrome
- Packing : Per Piece



ITEM NO.	OLD CODE	NEW CODE
RFN.B8038.CP	710.25.380	

DIMENSION (L x W x H)

80 x 40 x 50mm

PAPER HOLDER

- Material : Brass
- Finish : Chrome
- Packing : Per Piece



ITEM NO.	CODE	DIMENSION (L x W x H)
RFN.B2630.51F.CP	B01.02.046	190 x 60 x 35mm

DOUBLE ROBE HOOK

- Material : Brass
- Finish : Chrome
- Packing : Per Piece



ITEM NO.	CODE	DIMENSION (L x W x H)
RFN.B2680.53N.CP	B01.02.059	85 x 55 x 35mm

PAPER HOLDER

- Material : Brass
- Finish : Chrome
- Packing : Per Piece



ITEM NO.	CODE	DIMENSION (L x W x H)
RFN.B2680.51FN.CP	B01.02.058	185 x 55 x 35mm

DOUBLE ROBE HOOK

- Material : Brass
- Finish : Chrome
- Packing : Per Piece



ITEM NO.	OLD CODE
RFN.B2630.53.CP	710.13.560

NEW CODE	DIMENSION (L x W x H)
B01.02.047	82 x 45 x 35cm

TOWEL BAR

- Material : Brass
- Finish : Chrome
- Packing : Per Piece



ITEM NO.	OLD CODE
RFN.B2630.24.CP	710.13.240

NEW CODE	DIMENSION (L x W x H)
B01.02.045	650 x 60 x 35cm

TUMBLER WITH HOLDER

- Material : Brass
- Finish : Chrome
- Packing : Per Piece



ITEM NO.	OLD CODE
RFN.B2630.58EF.CP	710.13.580

NEW CODE	DIMENSION (L x W x H)
B01.02.048	70 x 101 x 97cm

SOAP DISH HOLDER

- Material : Brass
- Finish : Chrome
- Packing : Per Piece



ITEM NO.	OLD CODE
RFN.B2630.599FF.CP	710.13.599

NEW CODE	DIMENSION (L x W x H)
B01.02.049	100 x 132 x 48mm

TOWEL RING

- Material : Brass
- Finish : Chrome
- Packing : Per Piece



ITEM NO.	OLD CODE
RFN.B2630.60.CP	710.13.600

NEW CODE	DIMENSION (L x W x H)
B01.02.050	225 x 57 x 145mm

GLASS SHELF

- Material : Brass and Tempered Glass
- Finish : Chrome
- Packing : Per Piece



ITEM NO.	OLD CODE
RFN.B2630.98F.CP	710.13.980

NEW CODE	DIMENSION (L x W x H)
B01.02.051	530 x 141 x 35mm

TOWEL BAR

- Material : Brass
- Finish : Chrome
- Packing : Per Piece



ITEM NO.	OLD CODE
RFN.B2680.24N.CP	710.16.240

NEW CODE	DIMENSION (L x W x H)
B01.02.057	655 x 55 x 35mm

TOOTH BRUSH & TUMBLER HOLDER

- Material : Brass
- Finish : Chrome
- Packing : Per Piece



ITEM NO.	OLD CODE
RFN.B2680.57DF.CP	710.16.570

NEW CODE	DIMENSION (L x W x H)
B01.02.060	120 x 105 x 98mm

SOAP DISH HOLDER

- Material : Brass
- Finish : Chrome
- Packing : Per Piece



ITEM NO.	OLD CODE
RFN.B2680.59M.CP	710.16.590

NEW CODE	DIMENSION (L x W x H)
B01.02.061	130 x 111 x 35mm

TOWEL RING

- Material : Brass
- Finish : Chrome
- Packing : Per Piece



ITEM NO.	OLD CODE
RFN.B2680.60N.CP	710.16.600

NEW CODE	DIMENSION (L x W x H)
B01.02.062	240 x 55 x 134mm

GLASS SHELF

- Material : Brass and Tempered Glass
- Finish : Chrome
- Packing : Per Piece



ITEM NO.	OLD CODE
RFN.B2680.98FN.CP	710.16.980

NEW CODE	DIMENSION (L x W x H)
B01.02.063	530 x 40 x 35mm

TOWEL RING

- Material : Brass
- Finish : Chrome
- Packing : Per Piece



ITEM NO.	OLD CODE	NEW CODE
RFN.B8033.CP	710.25.330	

DIMENSION (L x W x H)

210 x 75 x 164cm

TISSUE HOLDER

- Material : Brass
- Finish : Chrome
- Packing : Per Piece



ITEM NO.	OLD CODE	NEW CODE
RFN.B8035A.CP	710.25.350	

DIMENSION (L x W x H)

163 x 65 x 50mm

GLASS HOLDER

- Material : Brass + Glass
- Finish : Chrome
- Packing : Per Piece



ITEM NO.	OLD CODE	NEW CODE
RFN.B8031.CP	710.25.310	

DIMENSION (L x W x H)

104 x 102 x 122mm

W.C. BRUSH WITH HOLDER

- Material : Brass + Glass
- Finish : Chrome
- Packing : Per Piece



ITEM NO.	OLD CODE	NEW CODE
RFN.B8039.CP	710.25.390	

DIMENSION (L x W x H)

110 x 120 x 400cm

SOAP HOLDER

- Material : Brass + Glass
- Finish : Chrome
- Packing : Per Piece



ITEM NO.	OLD CODE	NEW CODE
RFN.B8034.CP	710.25.340	

DIMENSION (L x W x H)

122 x 134 x 50mm

TOWEL BAR

- Material : Brass
- Finish : Chrome
- Packing : Per Piece



ITEM NO.	OLD CODE	NEW CODE
RFN.B8036.CP	710.25.360	

DIMENSION (L x W x H)

600 x 65 x 50mm

GLASS SHELF

- Material : Brass + Glass
- Finish : Chrome
- Packing : Per Piece



ITEM NO.	OLD CODE	NEW CODE
RFN.B8037.CP	710.25.370	

DIMENSION (L x W x H)

600 x 135 x 50cm

SINGLE LAYER SHELF

SURFACE-MOUNTED TOWEL SHELF WITH TOWEL BAR

- Material : SUS304 Stainless Steel
- Finish : Polished Stainless Steel
- Packing : Per Piece




ITEM NO.	OLD CODE	NEW CODE
RFN.TR1121.PSS	715.20.224	B01.01.014

DIMENSION (L x W x H)

600 x 225 x 155cm

DOUBLE TOWEL RACK

- Material : SUS304 Stainless Steel
- Finish : Polished Stainless Steel
- Packing : Per Piece



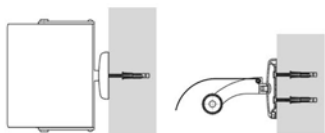
ITEM NO.	OLD CODE	NEW CODE
RFN.TR7321A.PSS	715.20.223	B01.01.013

DIMENSION (L x W x H)

585 x 293 x 175mm

TISSUE HOLDER WITH COVER


- Material : Stainless Steel
- Finish : Polished Stainless Steel
- Packing : Per Piece



ITEM NO.	CODE	DIMENSION (L x W x H)
RFN.TH7252	B01.01.009	126 x 100 x 70mm

TISSUE HOLDER WITH COVER

- Material : Stainless Steel
- Finish : Polished Stainless Steel
- Packing : Per Piece



ITEM NO.	CODE	DIMENSION (L x W x H)
RFN.TH8525	B01.01.010	

GLASS SHELF

- Material : Brass and Tempered Glass
- Finish : Chrome
- Packing : Per Piece



ITEM NO.	CODE	DIMENSION (L x W x H)
RFN.BM80.CP	B01.02.010	60.5 x 14 x 9cm

W.C. BRUSH WITH HOLDER

- Material : Brass
- Finish : Chrome
- Packing : Per Piece




ITEM NO.	OLD CODE	NEW CODE
RFN.BM60.CP	705.30.276	B01.02.008

DIMENSION (L x W x H)

16 x 13 x 7cm

GLASS HOLDER

- Material : Brass
- Finish : Chrome
- Packing : Per Piece



ITEM NO.	OLD CODE	NEW CODE
RFN.BM41.CP	705.30.266	B01.02.006

DIMENSION (L x W x H)

14x 11 x 9.5cm

SOAP HOLDER

- Material : Brass
- Finish : Chrome
- Packing : Per Piece



ITEM NO.	OLD CODE	NEW CODE
RFN.BM51.CP	705.30.271	B01.02.007

DIMENSION (L x W x H)

16 x 13 x 7cm

SINGLE LAYER SHELF

- Material : SUS304 Stainless Steel
- Finish : Satin Stainless Steel
- Description : 1mm Thickness
- Packing : Per Piece



ITEM NO.	OLD CODE	NEW CODE
CLIO.CL4006.SUS304	750.05.052	B01.01.042

DIMENSION (L x W x H)

260 x 260 x 79mm

DOUBLE LAYER SHELF

- Material : SUS304 Stainless Steel
- Finish : Satin Stainless Steel
- Description : 1mm Thickness
- Packing : Per Piece



ITEM NO.	OLD CODE	NEW CODE
CLIO.CL4007.SUS304	750.05.053	B01.01.043

DIMENSION (L x W x H)

300 x 140 x 350mm

DOUBLE LAYER SHELF

- Material : SUS304 Stainless Steel
- Finish : Satin Stainless Steel
- Description : 1mm Thickness
- Packing : Per Piece



ITEM NO.	OLD CODE	NEW CODE
CLIO.CL4009.SUS304	750.05.055	B01.01.045
CLIO.CL4010.SUS304	750.05.056	B01.01.046

DIMENSION (L x W x H)

400 x 230 x 350mm
400 x 260 x 360mm

TOWEL RACK

- Material : SUS304 Stainless Steel
- Finish : Satin Stainless Steel
- Description : Base Size Ø 50 x 55mm
- Packing : Per Piece



ITEM NO.	OLD CODE	NEW CODE
CLIO.CL4018.SUS304	750.05.064	B01.01.054

DIMENSION (L x W)

50 x 55mm

CLOTHING HOOK

- Material : SUS304 Stainless Steel
- Finish : Satin Stainless Steel
- Description : Base Size Ø 50 x 55mm
- Packing : Per Piece



ITEM NO.	OLD CODE	NEW CODE
CLIO.CL4016.SUS304	750.05.062	B01.01.052

DIMENSION (L x W)

18 x 55mm

- Material : SUS304 Stainless Steel
- Finish : Satin Stainless Steel
- Description : 1mm Thickness
- Packing : Per Piece



ITEM NO.	OLD CODE	NEW CODE
CLIO.CL4003.SUS304	750.05.049	B01.01.039
CLIO.CL4004.SUS304	750.05.050	B01.01.040

DIMENSION (L x W x H)

300 x 132 x 75mm
400 x 132 x 79mm

TOILET TISSUE RACK

- Material : SUS304 Stainless Steel
- Finish : Satin Stainless Steel
- Description : Base Size Ø 50 x 60mm
- Packing : Per Piece



ITEM NO.	OLD CODE	NEW CODE
CLIO.CL4019.SUS304	750.05.065	B01.01.055

DIMENSION (L x W x H)

150 x 55 x 120mm

SOAP DISH

- Material : SUS304 Stainless Steel
- Finish : Satin Stainless Steel
- Description : Base Size Ø 50 x 65mm
- Packing : Per Piece



ITEM NO.	OLD CODE	NEW CODE
CLIO.CL4014.SUS304	750.05.060	B01.01.050

DIMENSION (L x W)

90 x 65mm

TUMBLER HOLDER WITH GLASS CUP

- Material : SUS304 Stainless Steel
- Finish : Satin Stainless Steel
- Description : Glass Ø 68 x 95mm
- Packing : Per Piece



ITEM NO.	OLD CODE	NEW CODE
CLIO.CL4013.SUS304	750.05.059	B01.01.049

DIMENSION (L x W)

97 x 60mm

DOUBLE TUMBLER HOLDER WITH GLASS CUP

- Material : SUS304 Stainless Steel
- Finish : Satin Stainless Steel
- Description : Base Size Ø 50 x 65mm
- Packing : Per Piece



ITEM NO.	OLD CODE	NEW CODE
CLIO.CL4015.SUS304	750.05.061	B01.01.051

DIMENSION (L x W)

180 x 60mm(cup)

TOILET BRUSH RACK WITH BRUSH

- Material : SUS304 Stainless Steel
- Finish : Satin Stainless Steel
- Description : Base Size Ø 50 x 65mm
- Packing : Per Piece



ITEM NO.	OLD CODE	NEW CODE
CLIO.CL4017.SUS304	750.05.063	B01.01.053

DIMENSION (L x W)

65 x 320mm

DOUBLE LAYER TOWEL RACK

- Material : SUS304 Stainless Steel
- Finish : Satin Stainless Steel
- Description : Base Size 47 x 47mm
- Packing : Per Piece



ITEM NO.	OLD CODE	NEW CODE
CLIO.CL4021.SUS304	750.05.067	B01.01.057

DIMENSION (L x W)

550 x 115mm

SINGLE LAYER TOWEL RACK

- Material : SUS304 Stainless Steel
- Finish : Satin Stainless Steel
- Description : Base Size 47 x 47mm
- Packing : Per Piece



ITEM NO.	OLD CODE	NEW CODE
CLIO.CL4022.SUS304	750.05.068	B01.01.058

DIMENSION (L x W)

555 x 73mm

ROBE HOOK

- Material : Brass
- Finish : Chrome
- Packing : Per Piece



ITEM NO.	OLD CODE	NEW CODE
RFN.85010.CP	710.10.326	B01.02.042

DIMENSION (L x W x H)

35 x 43 x 55cm

TOWEL RING

- Material : Brass
- Finish : Chrome
- Packing : Per Piece



ITEM NO.	OLD CODE	NEW CODE
RFN.85004.CP	710.10.311	B01.02.040

DIMENSION (L x W x H)

212 x 112 x 65mm

TOWEL BAR

- Material : Brass
- Finish : Chrome
- Packing : Per Piece



ITEM NO.	OLD CODE	NEW CODE
RFN.85001.600CP	710.10.301	B01.02.039

DIMENSION (L x W x H)

600 x 70 x 35cm

HOOK HANGER



- Material :
- Finish : CH
- Packing : per piece

ITEM NO	OLD CODE	NEW CODE
RFN.BK3124.CH	720.10.276	B01.01.027
RFN.BK3125.CH	720.10.281	B01.01.028
RFN.BK3126.CH	720.10.286	B01.01.029

DESCRIPTION (HOOKS)

4 Hooks
5 Hooks
6 Hooks

DOUBLE ROBE HOOK

- Material :
- Finish : CH
- Packing : per piece



ITEM NO	OLD CODE	NEW CODE
RFN.HK325	720.20.301	B01.01.032
RFN.HK326	720.20.306	B01.01.033

DESCRIPTION (HOOKS) DIMENSION (L x W x H)

5 hooks 34 x 4 x 2.5cm
6 hooks 41 x 4 x 2.5cm

SINGLE ROBE HOOK

- Material :
- Finish : CH
- Packing : per piece



ITEM NO	OLD CODE	NEW CODE
RFN.HK315	720.20.291	B01.01.030
RFN.HK316	720.20.296	B01.01.031

DESCRIPTION (HOOKS) DIMENSION (L x W x H)

5 hooks 34 x 4 x 2.5cm
6 hooks 41 x 4 x 2.5cm

HOOK HANGER



- Material :
- Finish : CH
- Packing : per piece

ITEM NO	OLD CODE	NEW CODE
RFN.BK3114.CH	720.10.261	B01.01.024
RFN.BK3115.CH	720.10.266	B01.01.025
RFN.BK3116.CH	720.10.271	B01.01.026

DESCRIPTION (HOOKS)

4 Hooks
5 Hooks
6 Hooks

DOUBLE LAYER TOWEL RACK

- Material : SUS304 Stainless Steel
- Finish : Satin Stainless Steel
- Packing : Per Piece



ITEM NO.	OLD CODE	NEW CODE
CLIO.CL4020.SUS304	750.05.066	B01.01.056

DIMENSION (L x W)

550 x 222 x 115mm

TOWEL RACK

- Material : SUS304 Stainless Steel
- Finish : Satin Stainless Steel
- Description : Base Size 45 x 45 x 60mm
- Packing : Per Piece



ITEM NO.	OLD CODE	NEW CODE
CLIO.CL4028.SUS304	750.05.074	B01.01.064

DIMENSION (DIA)

Ø 160mm

TUMBLER HOLDER

- Material : SUS304 Stainless Steel
- Finish : Satin Stainless Steel
- Description : Base Size 45 x 45 X 65mm
- Packing : Per Piece



ITEM NO.	OLD CODE	NEW CODE
CLIO.CL4030.SUS304	750.05.076	B01.01.066

DIMENSION (L x W)

68 x 65mm

DOUBLE TUMBLER HOLDER WITH GLASS CUP

- Material : SUS304 Stainless Steel
- Finish : Satin Stainless Steel
- Description : Base Size 45 x 45 x 65mm
- Packing : Per Piece



ITEM NO.	OLD CODE	NEW CODE
CLIO.CL4023.SUS304	750.05.069	B01.01.059

DIMENSION (L x W)

181 x 62mm(cup)

TOILET BRUSH RACK WITH BRUSH

- Material : SUS304 Stainless Steel
- Finish : Satin Stainless Steel
- Description : Base Size 45 x 45 x 65mm
- Packing : Per Piece



ITEM NO.	OLD CODE	NEW CODE
CLIO.CL4027.SUS304	750.05.073	B01.01.063

DIMENSION (L x H)

62 x 320mm

TOWEL RACK WITH EXTRA BAR

- Material : Brass
- Finish : Chrome
- Packing : Per Piece



ITEM NO.	CODE	DIMENSION (L x W x H)
RFN.TM02.CP	B01.02.025	65.5 x 22 x 11.5cm

HOOK

- Material : Brass
- Finish : Chrome
- Packing : Per Piece



ITEM NO.	CODE	DIMENSION (L x W x H)
RFN.TM31.CP	B01.02.029	5.5 x 6 x 5.5cm

TOWEL BAR

- Material : Brass
- Finish : Chrome
- Packing : Per Piece



ITEM NO.	CODE	DIMENSION (L x W x H)
RFN.TM11.CP	B01.02.026	65.5 x 7.5 x 5.5cm

GLASS HOLDER

- Material : Brass
- Finish : Chrome
- Packing : Per Piece



ITEM NO.	CODE	DIMENSION (L x W x H)
RFN.TM41.CP	B01.02.030	7 x 11.5 x 9.5cm

DOUBLE TOWEL BAR

- Material : Brass
- Finish : Chrome
- Packing : Per Piece



ITEM NO.	CODE	DIMENSION (L x W x H)
RFN.TM12.CP	B01.02.027	65.5 x 12 x 5.5cm

SOAP HOLDER

- Material : Brass
- Finish : Chrome
- Packing : Per Piece



ITEM NO.	CODE	DIMENSION (L x W x H)
RFN.TM51.CP	B01.02.031	11.5 x 13.5 x 5.5cm

TOWEL RING

- Material : Brass
- Finish : Chrome
- Packing : Per Piece



ITEM NO.	CODE	DIMENSION (L x W x H)
RFN.TM20.CP	B01.02.028	17x 6 x 19cm

W.C. BRUSH WITH HOLDER

- Material : Brass
- Finish : Chrome
- Packing : Per Piece



ITEM NO.	CODE	DIMENSION (L x W x H)
RFN.TM60.CP	B01.02.032	12 x 15 x 38.5cm

TISSUE HOLDER

- Material : Brass
- Finish : Chrome
- Packing : Per Piece



ITEM NO.	CODE	DIMENSION (L x W x H)
RFN.TM70.CP	B01.02.033	15 x 9 x 15cm

TISSUE HOLDER


- Material : Brass
- Finish : Chrome
- Packing : Per Piece



ITEM NO.	CODE	DIMENSION (L x W x H)
RFN.TM71	B01.02.034	5.5 x 7.5 x 16.5cm

GLASS SHELF

- Material : Brass and Tempered Glass
- Finish : Chrome
- Packing : Per Piece



ITEM NO.	CODE	DIMENSION (L x W x H)
RFN.TM80.CP	B01.02.035	60.5 x 14 x 5.5cm

FOLDABLE TOWEL RACK

- Material : Brass
- Finish : Chrome
- Packing : Per Piece



ITEM NO.	CODE	DIMENSION (L x W x H)
RFN.TMA05	B01.02.036	64.5 x 26 x 10cm

TOWEL RACK

- Material : Brass
- Finish : Chrome
- Packing : Per Piece



ITEM NO.	CODE	DIMENSION (L x W x H)
RFN.TMA122	B01.02.037	41 x 6 x 16cm

ROBE HOOK

- Material : Brass
- Finish : Chrome
- Packing : Per Piece



ITEM NO.	CODE	DIMENSION (L x W x H)
RFN.TMA33	B01.02.038	10x 7 x 19.5cm

ROBE HOOK

- Material : Brass
- Finish : Chrome
- Packing : Per Piece



ITEM NO.	CODE	DIMENSION (L x W x H)
RFN.CM32	B01.02.018	6 x 6 x 5cm

TOWEL RING

- Material : Brass
- Finish : Chrome
- Packing : Per Piece



ITEM NO.	CODE	DIMENSION (L x W x H)
RFN.CM20.CP	B01.02.016	17 x 6 x 18cm

TISSUE HOLDER

- Material : Brass
- Finish : Chrome
- Packing : Per Piece



ITEM NO.	CODE	DIMENSION (L x W x H)
RFN.CM70.CP	B01.02.022	15 x 9 x 14.5cm

HOOK

- Material : Brass
- Finish : Chrome
- Packing : Per Piece



ITEM NO.	CODE	DIMENSION (L x W x H)
RFN.CM31.CP	B01.02.017	5 x 6 x 5cm

GLASS HOLDER

- Material : Brass
- Finish : Chrome
- Packing : Per Piece



ITEM NO.	CODE	DIMENSION (L x W x H)
RFN.CM41.CP	B01.02.019	13.5 x 8 x 9.5cm

W.C. BRUSH

- Material : Brass
- Finish : Chrome
- Packing : Per Piece



ITEM NO.	CODE	DIMENSION (L x W x H)
RFN.CM60.CP	B01.02.021	16.5 x 13.5 x 38.5cm

SOAP HOLDER

- Material : Brass
- Finish : Chrome
- Packing : Per Piece



ITEM NO.	CODE	DIMENSION (L x W x H)
RFN.CM51.CP	B01.02.020	15 x 13 x 7cm

TOWEL BAR

- Material : Brass
- Finish : Chrome
- Packing : Per Piece



ITEM NO.	CODE	DIMENSION (L x W x H)
RFN.CM11.CP	B01.02.014	65 x 7.5 x 5cm

DOUBLE TOWEL RACK WITH EXTRA BAR

- Material : Brass
- Finish : Chrome
- Packing : Per Piece



ITEM NO.	CODE	DIMENSION (L x W x H)
RFN.CM12.600	B01.02.015	65x 12 x5cm

TOWEL RACK WITH EXTRA BAR

- Material : Brass
- Finish : Chrome
- Packing : Per Piece



ITEM NO.	CODE	DIMENSION (L x W x H)
RFN.CM02.CP	B01.02.013	65 x 22.5 x 11.5cm

GLASS SHELF


- Material : Brass and Tempered Glass
- Finish : Chrome
- Packing : Per Piece



ITEM NO.	CODE	DIMENSION (L x W x H)
RFN.CM80.CP	B01.02.023	60.5 x 14 x 5cm

PULL-OUT CLOTHES LINE

- Material : Stainless Steel
- Finish : Chrome
- Description : 2.5M Length
- Packing : Per Piece



ITEM NO.	OLD CODE	NEW CODE
RFN.3009.CP	730.40.789	B03.04.026

DIMENSION (Dia x H)

Ø 93 x 31mm

SILVER DUCTED EXHAUST FAN

- Material : SUS304 Stainless Steel Grill Insert
- Finish : Silver/Stainless Steel
- Description : 230V/60Hz Voltage
Quite operation
Long life ball bearing motor
Removable grill for easy cleaning
- Packing : Per Piece



ITEM NO.	OLD CODE	NEW CODE
----------	----------	----------

VT.VEFM.200.SSRD 500.32.120

WATTAGE	DIMENSION (DIA)
---------	-----------------

25W Ø 200mm

MANUAL SOAP DISPENSER

- Material : Stainless Steel Body, Brass Press Button
- Finish : Chrome
- Description : 1ml/Liter Drop
Wall Mounted
- Packing : Per Piece



ITEM NO.	OLD CODE	NEW CODE
----------	----------	----------

RFN.SD500.SS 735.20.256
RFN.SD800.SS 735.20.266 B03.01.022
RFN.SD1000.SS 735.20.246

CAPACITY	DIMENSION (L x W x H)
----------	-----------------------

500ml 100 x 151 x 52mm
800ml 115 x 178 x 57mm
1000ml 123 x 206 x 68mm

THREE FLOW SINK MIXER

- Material : SUS304 Stainless Steel
- Finish : Satin Stainless Steel
- Description : Hot, Cold & Drinking
Swivel Spout
Base size Ø 50mm
Spout Ø 24mm
- Packing : Per Piece



ITEM NO.	OLD CODE	NEW CODE
----------	----------	----------

CLIO.CL2010.SUS304 750.05.032 B04.04.001

DIMENSION (L x H)

225 x 370mm

SINGLE LEVER BASIN MIXER

- Material : SUS304 Stainless Steel
- Finish : Satin Stainless Steel
- Description : Swivel Spout
Base size Ø 50mm
- Packing : Per Piece



ITEM NO.	OLD CODE	NEW CODE
----------	----------	----------

CLIO.CL2002.SUS304 750.05.028 B04.01.006

DIMENSION (L x H)

110 x 288mm

SINGLE LEVER SINK MIXER

ITEM NO.	CODE
----------	------

BSR.SM3007A B04.03.001

SINGLE LEVER SINK MIXER

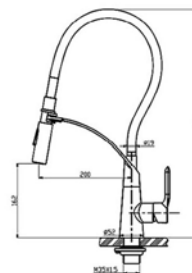


ITEM NO.	CODE
----------	------

BSR.SM606 B04.03.002

SINGLE LEVER SINK MIXER

- Material : SUS304 Stainless Steel
- Finish : SN Brushed
- Packing : Per Piece



ITEM NO.	NEW CODE	DIMENSION (LxH)
----------	----------	-----------------

RFN.8036 B04.04.012 200 x 494mm

DOUBLE HANDLE SINGLE HOLE KITCHEN FAUCET

- Material : SUS304 Stainless Steel
- Finish : Satin Stainless Steel
- Description : Swivel Spout
Base size Ø 44mm
- Packing : Per Piece



ITEM NO.	OLD CODE	NEW CODE
CLIO.CL2020.SUS304	750.05.080	B04.04.011

DIMENSION (L x H)
180 x 350mm

SINGLE LEVER SINK MIXER

- Material : SUS304 Stainless Steel
- Finish : Satin Stainless Steel
- Description : Swivel Spout
Base size 54 x 54mm
Spout 10 x 30mm
- Packing : Per Piece



ITEM NO.	OLD CODE
CLIO.CL2017.SUS304	750.05.043

DIMENSION (L x H)
180 x 348mm

SINGLE LEVER SINK MIXER

- Material : SUS304 Stainless Steel
- Finish : Satin Stainless Steel
- Description : Swivel Spout
Base size Ø 50mm
Spout Ø 24mm
- Packing : Per Piece



ITEM NO.	OLD CODE	NEW CODE
CLIO.CL2019.SUS304	750.05.045	B04.04.010

DIMENSION (L x H)
200 x 410mm

SINGLE LEVER SINK MIXER

- Material : SUS304 Stainless Steel
- Finish : Satin Stainless Steel
- Description : 360° Rotational Spout
Base size Ø 56mm
Spout Ø 25mm
- Packing : Per Piece



ITEM NO.	OLD CODE	NEW CODE
CLIO.CL2011.SUS304	750.05.037	B04.04.002

DIMENSION (L x H)
195 x 338mm

SINGLE LEVER SINK MIXER

- Material : SUS304 Stainless Steel
- Finish : Satin Stainless Steel
- Description : Hot, Cold & Drinking
Swivel Spout
Base size Ø 56mm
Spout Ø 25mm
- Packing : Per Piece



ITEM NO.	OLD CODE	NEW CODE
CLIO.CL2012.SUS304	750.05.038	B04.04.003

DIMENSION (L x H)
210 x 395mm

SINGLE LEVER SINK MIXER

- Material : SUS304 Stainless Steel
- Finish : Satin Stainless Steel
- Description : Swivel Spout
Base size Ø 53mm
Spout Ø 25mm
- Packing : Per Piece



ITEM NO.	OLD CODE	NEW CODE
CLIO.CL2014.SUS304	750.05.040	B04.04.005

DIMENSION (L x H)
220 x 418mm

SINGLE LEVER SINK MIXER

- Material : SUS304 Stainless Steel
- Finish : Satin Stainless Steel
- Description : Swivel Spout
Base size Ø 50mm
Spout Ø 20mm
- Packing : Per Piece



ITEM NO.	OLD CODE	NEW CODE
CLIO.CL2015.SUS304	750.05.041	B04.04.006

DIMENSION (L x H)
205 x 385mm

SINGLE LEVER SINK MIXER

- Material : SUS304 Stainless Steel
- Finish : Satin Stainless Steel
- Description : 360° Turnable Spout
Base size Ø 50mm
Spout Ø 24mm
- Packing : Per Piece



ITEM NO.	OLD CODE	NEW CODE
CLIO.CL2016.SUS304	750.05.042	B04.04.007

DIMENSION (L x H)
215 x 450mm

SINGLE LEVER SINK MIXER

- Material : SUS304 Stainless Steel
- Finish : Satin Stainless Steel
- Description : Swivel Spout
Base size 54 x 54mm
Spout 10 x 30mm
- Packing : Per Piece



ITEM NO.	OLD CODE	NEW CODE
CLIO.CL2017.SUS304	750.05.043	B04.04.008

DIMENSION (L x H)
180 x 348mm

SINGLE LEVER BASIN MIXER

- Material : SUS304 Stainless Steel
- Finish : Satin Stainless Steel
- Description : Swivel Spout
Base size Ø 50mm
Spout Ø 24mm
- Packing : Per Piece



ITEM NO.	OLD CODE	NEW CODE
CLIO.CL2005.SUS304	750.05.029	B04.01.007

DIMENSION (L x H)
138 x 250mm

SINGLE LEVER BASIN MIXER

- Material : SUS304 Stainless Steel
- Finish : Satin Stainless Steel
- Description : 360° Rotational Spout
Base size Ø 50mm
- Packing : Per Piece



ITEM NO.	OLD CODE	NEW CODE
CLIO.CL2008.SUS304	750.05.031	B04.01.009

DIMENSION (L x H)
145 x 180mm

SENSOR BASIN FAUCET

- Material : Nickel
- Finish : Chrome Plated
- Description : Base size Ø 54mm
Supply AC 220V / DC 6V 4x AAA
- Packing : Per Piece



ITEM NO.	OLD CODE	NEW CODE
CLIO.CL2021.SUS304	750.05.081	B04.06.034

DIMENSION (L x H)
158 x 205mm

SENSOR BASIN FAUCET

- Material : Nickel
- Finish : Chrome Plated
- Description : Base size 160 x 64mm
Supply AC 220V / DC 6V 4x 1.5V
With Supply Box 125 x 100mm
- Packing : Per Piece



ITEM NO.	OLD CODE	NEW CODE
CLIO.CL2022.SUS304	750.05.082	B04.06.035

DIMENSION (L x H)
160 x 130mm

SINGLE LEVER MONOBLOC BASIN MIXER

- Material : Brass
- Finish : Chrome
- Packing : Per Piece



ITEM NO.	OLD CODE
FH.8206.D90	730.50.153

NEW CODE	DIMENSION
B04.02.025	

SINGLE LEVER MONOBLOC BASIN MIXER

- Material : Brass
- Finish : Chrome
- Packing : Per Piece



ITEM NO.	OLD CODE	NEW CODE
FH.8206B.D90	730.50.155	

DIMENSION

SINGLE LEVER CONCEALED BATH/SHOWER MIXER

- Material : Brass/Nickel
- Finish : Chrome
- Description : Ø 50 x 83mm Shower Head
150 x 160mm Mixer
Ø 37 x 143mm Spout
- Packing : Per Piece



ITEM NO.	OLD CODE	NEW CODE
CLIO.CL3059.SUS304	750.05.090	B04.07.014

DIMENSION

HANDSHOWER WITH RAIL

- Material : SUS304 Stainless Steel
- Finish : Stainless Steel
- Description : Ø 93 x 242mm Hand Shower
Adjustable Hand Shower Holder
Anti Twist Flexible Hose
- Packing : Per Piece



ITEM NO.	OLD CODE	NEW CODE
CLIO.CL3001.SUS304	750.05.033	B04.07.003

DIMENSION (W x H)
83 x 668mm

SINGLE LEVER BATH/SHOWER MIXER

- Material : SUS304 Stainless Steel
- Finish : Satin Stainless Steel
- Packing : Per Piece



ITEM NO.	OLD CODE	NEW CODE
CLIO.CL3010.SUS304	750.05.035	B04.07.005

DIMENSION (L x W x H)
185 x 150 x 97mm

HANDSHOWER WITH RAIL

- Material : SUS304 Stainless Steel
- Finish : Stainless Steel
- Description : 37 x 205mm Hand Shower
Adjustable Hand Shower Holder
- Packing : Per Piece



ITEM NO.	OLD CODE	NEW CODE
CLIO.CL3002.SUS304	750.05.034	B04.07.004

DIMENSION (W x H)
75 x 653mm

SINGLE LEVER BATH/SHOWER MIXER

- Material : SUS304 Stainless Steel
- Finish : Satin Stainless Steel
- Packing : Per Piece



ITEM NO.	OLD CODE	NEW CODE
CLIO.CL3011.SUS304	750.05.036	B04.07.006

DIMENSION (L x W x H)
185 x 150 x 97mm

SINK COLD TAP

- Material : SUS304 Stainless Steel
- Finish : Satin Stainless Steel
- Description : Wall Mount
Base Ø 42mm
Body Ø 30mm
- Packing : Per Piece



ITEM NO.	OLD CODE	NEW CODE
CLIO.CL1323.SUS304	750.05.017	B04.03.022

DIMENSION (L x W x H)

225 x 85 x 140mm

LAUNDRY FAUCET

- Material : Brass
- Finish : Pearl Chrome
- Packing : Per Piece

ITEM NO.	NEW CODE
GR.0313	B04.06.001

SINK COLD TAP

- Material : SUS304 Stainless Steel
- Finish : Satin Stainless Steel
- Description : Wall Mount
Base Ø 48mm
Body Ø 30mm
- Packing : Per Piece



ITEM NO.	OLD CODE	NEW CODE
CLIO.CL1325.SUS304	750.05.019	B04.03.024

DIMENSION (L x W x H)

265 x 77 x 140mm

SINK COLD TAP

- Material : SUS304 Stainless Steel
- Finish : Satin Stainless Steel
- Description : Wall Mount
Base Ø 48mm
Body Ø 30mm
- Packing : Per Piece



ITEM NO.	OLD CODE	NEW CODE
CLIO.CL1321.SUS304	750.05.015	B04.03.021

DIMENSION (L x H)

180 x 315mm

SINK COLD TAP

- Material : SUS304 Stainless Steel
- Finish : Satin Stainless Steel
- Description : Swivel Spout
Base Ø 41mm
Body Ø 30mm
- Packing : Per Piece



ITEM NO.	OLD CODE	NEW CODE
CLIO.CL1324.SUS304	750.05.018	B04.03.023

DIMENSION (L x H)

180 x 260mm

BASIN COLD TAP

- Material : SUS304 Stainless Steel
- Finish : Satin Stainless Steel
- Description : Base Ø 42mm
Body Ø 32mm
- Packing : Per Piece



ITEM NO.	OLD CODE	NEW CODE
CLIO.CL1328.SUS304	750.05.022	B04.03.025

DIMENSION (L x H)

130 x 203mm

BASIN COLD TAP

- Material : SUS304 Stainless Steel
- Finish : Satin Stainless Steel
- Description : Base Ø 42mm
Body Ø 32mm
- Packing : Per Piece



ITEM NO.	OLD CODE	NEW CODE
CLIO.CL1329.SUS304	750.05.023	B04.03.026

DIMENSION (L x H)

150 x 324mm

FILTER COLD TAP

- Material : SUS304 Stainless Steel
- Finish : Satin Stainless Steel
- Description : Swivel Spout Ø 10mm
Base Ø 42mm
Body Ø 30mm
- Packing : Per Piece



ITEM NO.	OLD CODE	NEW CODE
CLIO.CL1310.SUS304	750.05.013	B04.03.019

DIMENSION (L x H)

168 x 275mm

SINGLE LEVER WALL BIB TAP

- Material : SUS304 Stainless Steel
- Finish : Satin Stainless Steel
- Description : Plate Ø 48mm
Spout Ø 21mm
- Packing : Per Piece



ITEM NO.	OLD CODE	NEW CODE
CLIO.CL125.SUS304	750.05.001	B04.03.012

DIMENSION (L x H)

73 x 85mm

SINGLE LEVER WALL HOSE BIB TAP

- Material : SUS304 Stainless Steel
- Finish : Satin Stainless Steel
- Description : Plate Ø 48mm
Spout Ø 21mm
- Packing : Per Piece



ITEM NO.	OLD CODE	NEW CODE
CLIO.CL126.SUS304	750.05.002	B04.03.013

DIMENSION (L x H)

73 x 92mm

SINGLE LEVER WALL BIB TAP

- Material : SUS304 Stainless Steel
- Finish : Satin Stainless Steel
- Description : Plate Ø 48mm
Spout Ø 21mm
- Packing : Per Piece



ITEM NO.	OLD CODE	NEW CODE
CLIO.CL127.SUS304	750.05.003	B04.03.014

DIMENSION (L x H)

74 x 84mm

SINGLE LEVER WALL HOSE BIB TAP

- Material : SUS304 Stainless Steel
- Finish : Satin Stainless Steel
- Description : Plate Ø 48mm
Spout Ø 21mm
- Packing : Per Piece



ITEM NO.	OLD CODE	NEW CODE
CLIO.CL128.SUS304	750.05.004	B04.03.015

DIMENSION (L x H)

75 x 95mm

WALL HOSE BIB TAP

- Material : SUS304 Stainless Steel
- Finish : Satin Stainless Steel
- Description : Plate Ø 48mm
Spout Ø 21mm
- Packing : Per Piece



ITEM NO.	OLD CODE	NEW CODE
CLIO.CL130.SUS304	750.05.011	B04.03.017

DIMENSION (L x W)

85 x 100mm

WALL BIB TAP

- Material : SUS304 Stainless Steel
- Finish : Satin Stainless Steel
- Description : Plate Ø 48mm
Spout Ø 21mm
- Packing : Per Piece



ITEM NO.	OLD CODE	NEW CODE
CLIO.CL129.SUS304	750.05.010	B04.03.016

DIMENSION (L x W)

90 x 90mm

HAND SHOWER

- Material : SUS304 Stainless Steel
- Finish : Satin Stainless Steel
- Description : Ø 80mm Shower Head
- Packing : Per Piece



ITEM NO.	OLD CODE	NEW CODE
CLIO.CL3005.SUS304	750.05.046	B04.07.007

DIMENSION
18 x 211mm

SHOWER HEAD

- Material : Brass
- Finish : Chrome
- Packing : Per Piece



ITEM NO.	OLD CODE	NEW CODE
CLIO.CL1400	750.05.091	B04.07.015

DIMENSION (DIA x W)
Ø 50mm x 83mm

BRASS BASIN BOTTLE TRAP

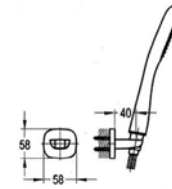
- Material : Brass
- Finish : Chrome
- Packing : Per Piece



ITEM NO.	NEW CODE
FH.9235.4	B01.05.010

TELEPHONE SHOWER

- Material : Brass
- Finish : Chrome
- Packing : Per Piece



ITEM NO.	OLD CODE	NEW CODE
FH.8879A.556	730.50.103	B04.08.019

DIMENSION (L x H)
40 x 58mm

SURFACE-MOUNTED SOAP DISPENSER

- Material : SUS304 Stainless Steel
- Finish : Satin Stainless Steel
- Description : 600ml Surface Mounted
- Packing : Per Piece

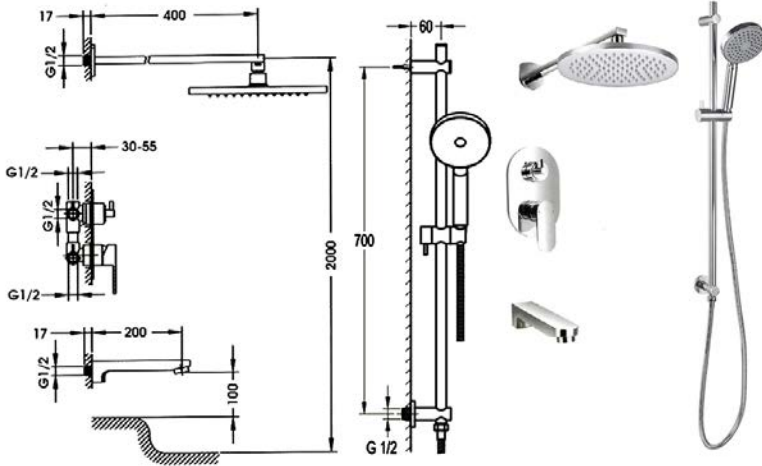


ITEM NO.	OLD CODE	NEW CODE
RFN.SD1060.SSS	715.20.258	B03.01.016

DIMENSION (DIA x H)
Ø 96 x 260mm

SINGLE LEVER CONCEALED BATH/SHOWER MIXER

- Material : Brass
- Finish : Chrome
- Description : Oval Showerhead
- Packing : Per Piece



ITEM NO.	OLD CODE	NEW CODE
FH.9939.D59.9521.552	730.50.236	B04.08.064

LEVER BATH/SHOWER MIXER WITH HANDSHOWER



ITEM NO.	SAP CODE	DESCRIPTION
FH.8169.D57.FH9529.550	730.50.063	190X110mm

SINGLE LEVER SINK MIXER

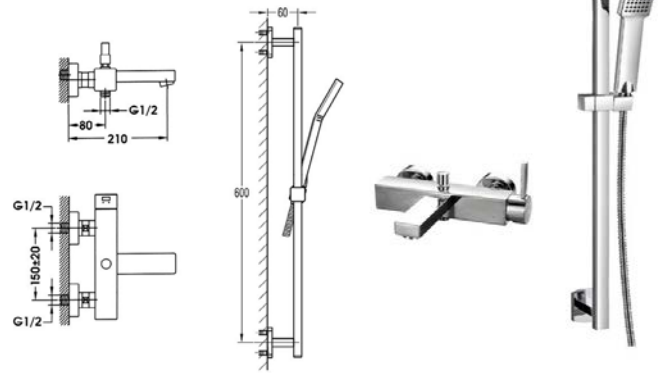
- Material : Brass
- Finish : Chrome
- Packing : Per Piece



ITEM NO.	SAP CODE	DESCRIPTION
FH.8707.D37	B04.05.008	140 x 230mm

SINGLE LEVER BATH/SHOWER MIXER

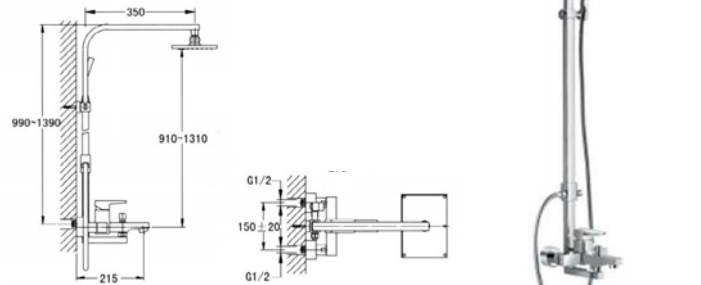
- Material : Brass
- Finish : Chrome
- Packing : Per Piece



ITEM NO.	CODE	DIMENSION (L x H)
FH.8107.D38.FH9529.550	B04.08.016	60 x 600mm

SINGLE LEVER BATH/SHOWER MIXER WITH RAINSHOWER

- Material : Brass
- Finish : Chrome
- Packing : Per Piece



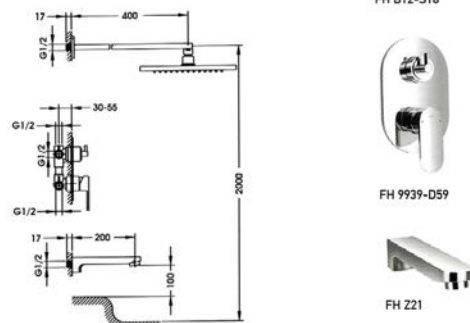
ITEM NO.	OLD CODE	NEW CODE
FH.8162.D57	730.50.067	

DIMENSION (L x H)
350 x 910-1310mm

SINGLE LEVER CONCEALED BATH/SHOWER MIXER

- Material : Brass
- Finish : Chrome
- Packing : Per Piece

SET WITH
FH B12-S18
FH Z21



ITEM NO.	CODE	DIMENSION (L x H)
FH.9939.D59.2037.4WAY	B04.08.015	400 x 2000mm

FH B12-S18

FH 9939-D59

FH Z21

SINGLE LEVER CONCEALED BATH/SHOWER MIXER

- Material : Brass
- Finish : Chrome
- Packing : Per Piece



ITEM NO.	OLD CODE	NEW CODE
FH.9931.D68	730.50.121	B04.08.028
DIMENSION		

SLIDE RAIL SET WITH HANDSHOWER AND FLEXIBLE HOSE

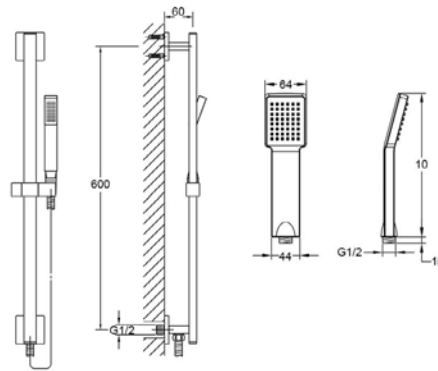
- Material : Brass
- Finish : Chrome
- Packing : Per Piece



ITEM NO.	NEW CODE
FH.9521.552	B04.06.006

SLIDE RAIL SET WITH HANDSHOWER AND FLEXIBLE HOSE

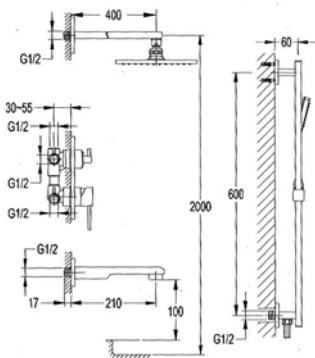
- Material : Brass
- Finish : Chrome
- Packing : Per Piece



ITEM NO.	NEW CODE
FH.9517.550	B04.06.025

SINGLE LEVER CONCEALED BATH/SHOWER MIXER

- Material : Brass
- Finish : Chrome
- Packing : Per Piece



ITEM NO.	OLD CODE	NEW CODE
FH.9932.D51	730.50.113	B04.08.026

DIMENSION

SINGLE LEVER SINK MIXER

- Material : Brass
- Finish : Chrome
- Description : 360° Rotating Pull-out Technology
- Packing : Per Piece



ITEM NO.	OLD CODE	NEW CODE
FH.8788.D18	730.50.159	B04.05.011

SINGLE LEVER MONOBLOC BASIN MIXER

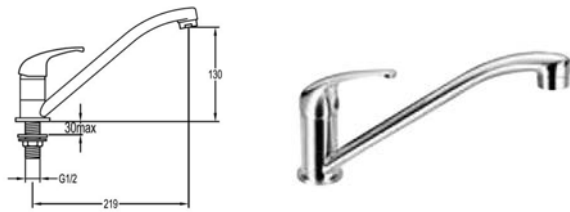
- Material : Brass
- Finish : Chrome
- Packing : Per Piece



ITEM NO.	NEW CODE
FH.9808C.D91	B04.02.027

SINGLE LEVER KITCHEN TAP

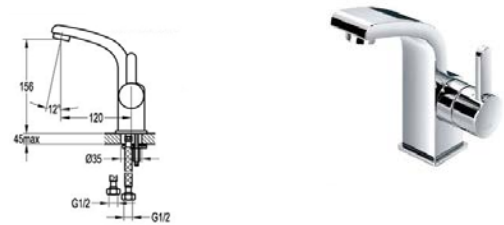
- Material : SUS304 Stainless Steel
- Finish : Chrome
- Packing : Per Piece



ITEM NO.	OLD CODE	NEW CODE
FH.8725.D27	730.52.011	B04.03.005

SINGLE LEVER MONOBLOC BASIN MIXER

- Material : Brass
- Finish : Chrome
- Packing : Per Piece



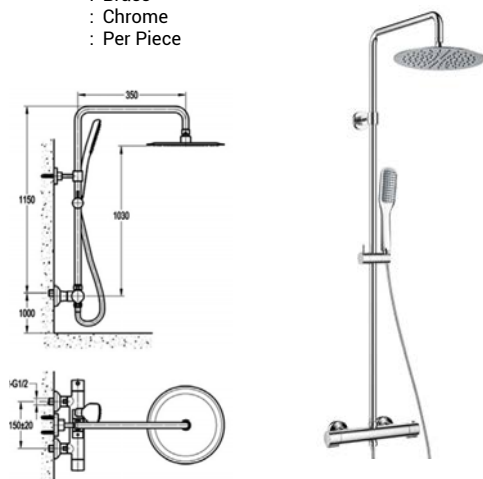
ITEM NO.	OLD CODE	NEW CODE
FH.8220.D56	730.50.017	B04.02.003

DIMENSION (L x H)

120 x 156mm

THERMOSTATIC CONCEALED SHOWER MIXER

- Material : Brass
- Finish : Chrome
- Packing : Per Piece



ITEM NO.	CODE
FH.8453.675	B04.08.050

5-HOLE BATH/SHOWER MIXER DECK MOUNTED

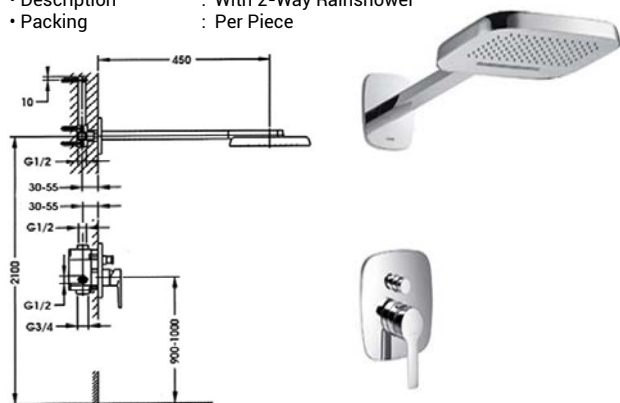
- Material : Brass
- Finish : Matte Black
- Packing : Per Piece



ITEM NO.	CODE
FH.8196C.677	B04.08.040

SINGLE LEVER CONCEALED SHOWER MIXER

- Material : Brass
- Finish : Chrome
- Description : With 2-Way Rainshower
- Packing : Per Piece



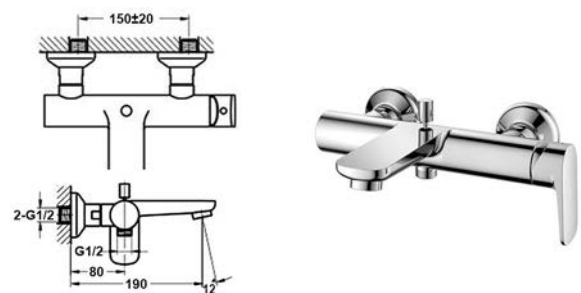
ITEM NO.	OLD CODE	NEW CODE
FH.8331A.D81	730.50.027	B04.08.006

DIMENSION (L)

450mm

SINGLE LEVER BATH/SHOWER MIXER

- Material : Brass
- Finish : Chrome
- Packing : Per Piece



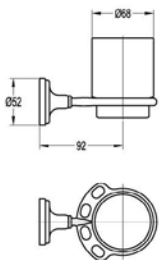
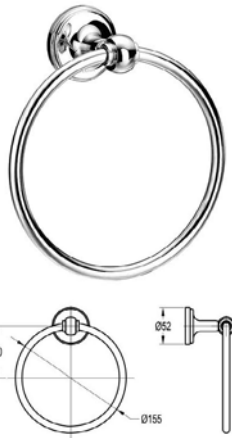
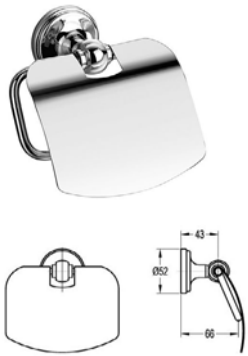
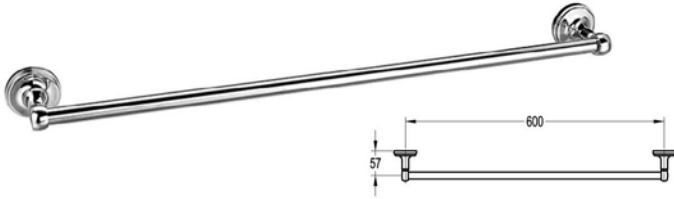
ITEM NO.	CODE
FH.8182.D93	B04.08.049

BATHROOM ACCESSORIES

- Material : Brass
- Finish : Chrome
- Packing : Per Set

Set With:

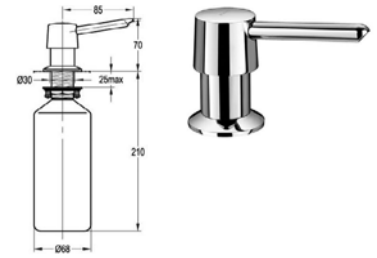
- Single Towel Bar
- Toilet Roll Holder
- Towel Holder
- Robe Hook
- Soap Dish
- Tumbler and Toothbrush Holder



ITEM NO.	NEW CODE
FH.2099	B01.02.090

LIQUID SOAP & LOTION DISPENSER

- Material : Brass Pump and Plastic Bottle
- Finish : Chrome
- Capacity : 500ml
- Packing : Per Set

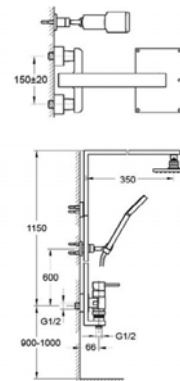


ITEM NO.	OLD CODE	NEW CODE
FH.2053A	730.51.043	B01.02.088

DIMENSION (L x H)	PRICE
85 x 70mm	1,035.00

THERMOSTATIC BATH/SHOWER MIXER WITH RAIN SHOWER AND SHOWER SET

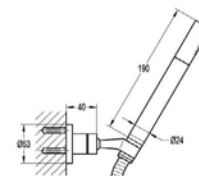
- Material : Brass
- Finish : Chrome
- Packing : Per Piece



ITEM NO.	CODE
FH.8159B.633	B04.08.023

TELEPHONE SHOWER WITH FLEXIBLE HOSE

- Material : Brass
- Finish : Chrome, Stainless Steel
- Packing : Per Piece

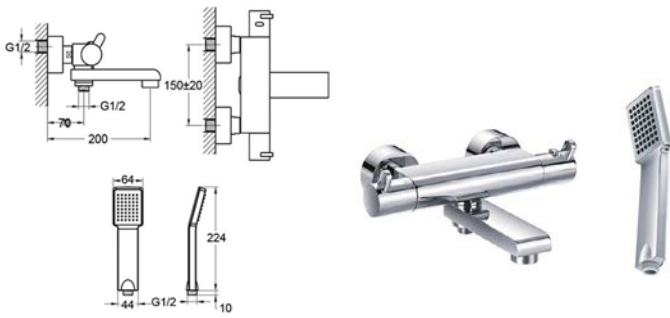


ITEM NO.	OLD CODE	NEW CODE
FH.8853.516	730.52.071	B04.06.015
FH.8853.516.BN		B04.08.041

FINISH
Chrome Stainless Steel

THERMOSTATIC BATH/SHOWER MIXER WITH SHOWER SET

- Material : Brass
- Finish : Chrome
- Packing : Per Piece

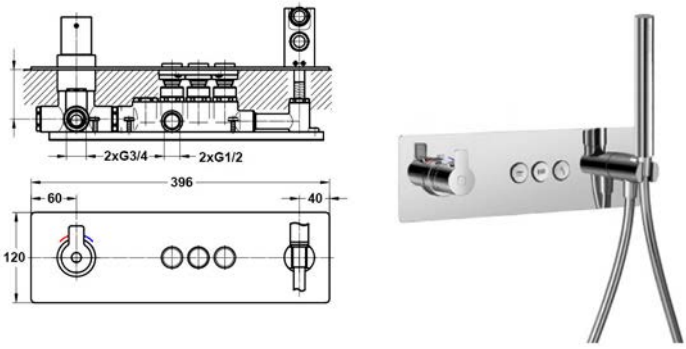


ITEM NO.	OLD CODE	NEW CODE
FH.8158.633.FH8859.550	730.50.112	B04.08.025

DIMENSION (L x H)
380 x 1150mm

THERMOSTATIC CONCEALED SHOWER MIXER WITH GOCLICK 3 BUTTONS

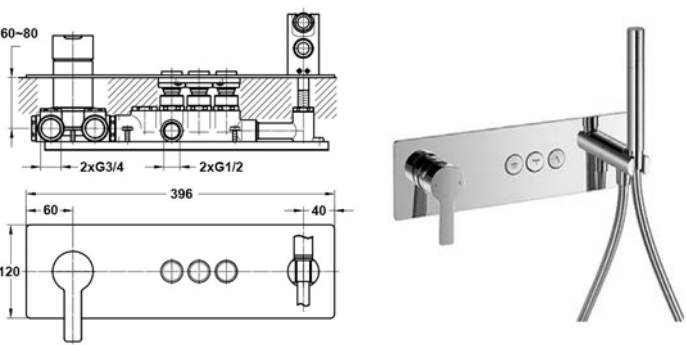
- Material : Brass
- Finish : Chrome
- Packing : Per Piece



ITEM NO.	CODE
FH.7308.D687	B04.08.054

THERMOSTATIC CONCEALED SHOWER MIXER WITH GOCLICK 3 BUTTONS

- Material : Brass
- Finish : Chrome
- Packing : Per Piece



ITEM NO.	CODE
FH.7308.D117	B04.08.055

PUSH DOWN BRASS POP-UP WASTE

- Material : Brass
- Finish : Chrome
- Packing : Per Piece



ITEM NO.	NEW CODE	DESCRIPTION
FH.9269	B01.05.021	With Overflow
FH.9269A	B01.05.019	Without Overflow

BRASS BASIN BOTTLE TRAP

- Material : Brass
- Finish : Chrome
- Packing : Per Piece



ITEM NO.	NEW CODE
FH.9267	B01.05.020

BRASS BASIN BOTTLE TRAP

- Material : Brass
- Finish : Chrome
- Packing : Per Piece



ITEM NO.	NEW CODE
FH.9267A	B01.05.008

1/2" BIB TAP WITH HOSE COUPLING AND SCREW COLLAR

- Material : Brass
- Finish : Chrome
- Description : 1/2" Connection
- Packing : Per Piece



ITEM NO.	NEW CODE
FH.9108C.660	B04.06.008

TRIANGLE VALVE W/ FILTER

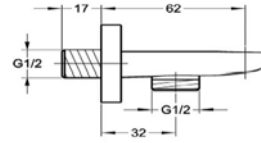
- Material : Brass
- Finish : Chrome
- Description : 1/2"
- Packing : Per Piece



ITEM NO.	NEW CODE
FH.9304C.605	B04.06.012

SHOWER HOLDER WITH OUTLET

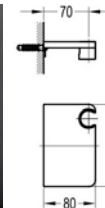
- Material : Brass
- Finish : Chrome
- Packing : Per Piece



ITEM NO.	OLD CODE	DIMENSION (LxWxH)
FH.8879	730.50.237	68 x 68 x 62mm

HAND SHOWER HOLDER

- Material : Brass
- Finish : Chrome
- Packing : Per Piece




ITEM NO.	OLD CODE	NEW CODE
FH.8816	730.50.015	B04.08.003

DIMENSION (L x W x H)

130 x 80 x 70mm

KNITTED FLEXIBLE HOSE STAINLESS STEEL

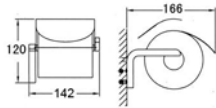
- Material : Stainless Steel
- Description : Thread - G 1/2
- Packing : Per Piece



ITEM NO.	CODE	LENGTH
FH.8822.1	B01.05.016	300mm
FH.8822.6	B01.05.018	600mm

TISSUE HOLDER

- Material : Brass
- Finish : Matte Black
- Packing : Per Piece

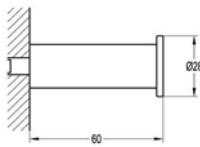


ITEM NO.	OLD CODE	NEW CODE
FH.8935.	750.51.013	B01.02.111

DIMENSION (L x W x H)
142 x 166 x 120mm

BRASS ROBE HOOK

- Material : Brass
- Finish : Chrome
- Packing : Per Piece

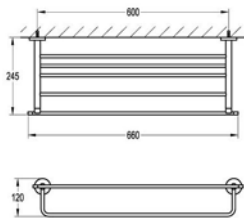


ITEM NO.	OLD CODE	NEW CODE
FH.8906.18	730.51.013	B01.02.071

DIMENSION (DIA x W)	PRICE
Ø 28 x 60mm	235.00

TOWEL SHELF

- Material : Brass
- Finish : Chrome
- Packing : Per Piece



ITEM NO.	OLD CODE	NEW CODE
FH.8966	730.51.075	B01.02.099

DIMENSION (L x W)
600 x 245mm

BATHROOM CABINET

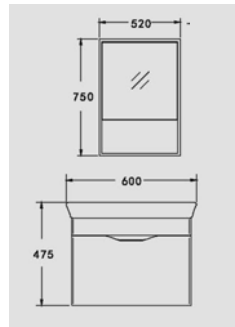
- Material : Ceramic Basin, Mirror
- Finish : White Baked
- Feature : Integral shaped handle.
Ceramic basin is simple, graceful and modern.
Masterly mixes styles with practical use, interpreting "smaller size, larger space".
- Packing : Per Set



FH.9666



FH.9696



ITEM NO.	OLD CODE	NEW CODE
FH.9696	730.51.065	B02.04.003
FH.9666-L	730.51.067	B02.04.004
FH.9666-R	730.51.088	B02.04.007

DESCRIPTION	DIMENSION (L x W x H)
Main Cabinet	600 x 485 x 475mm
Mirror Set-Left Opening	520 x 750 x 130mm
Mirror Set-Right Opening	520 x 750 x 130mm

FLOOR DRAIN

- Material : Stainless Steel
- Finish : Stainless Steel
- Description : Push Type Floor Drain
Ø 42mm Drain Outlet
- Packing : Per Piece



ITEM NO.	NEW CODE	DIMENSION
CGR.FD101.SS	B01.04.006	4" x 4"

FLOOR DRAIN

- Material : Stainless Steel
- Finish : Stainless Steel
- Description : Ø 42mm Drain Outlet
- Packing : Per Piece



ITEM NO.	NEW CODE	DIMENSION
CGR.FD301.SS	B01.04.009	4" x 4"

FLOOR DRAIN

- Material : Stainless Steel
- Finish : Stainless Steel
- Description : Ø 42mm Drain Outlet
- Packing : Per Piece



ITEM NO.	NEW CODE	DIMENSION
CGR.FD401.SS	B01.04.010	4" x 4"

UV AIR PURIFIER WITH HUMIDIFIER H8
8 STAGE PUREAIR FILTRATION SYSTEM

- Input : AC 200~220V, 50-60Hz, 65W
- Formaldehyde purification rate : 96.20%
- Germs purification rate : 97.60%
- PM2.5 purification rate : 99.90%
- Negative Ion : 10million pcs/cm³
- Coverage area : Up to 80m²
- Purification : 8 stages (Primary Filter+True HEPA Filter+Molecular Sieve Absorption Layer+Activated Carbon Filter+Cold Catalyst Filter+UV-C Lamp+Negative Ions+Anti-bacterial Humidifier)
- Filter : Pre-filter: L39.7cm*W29.1cm*H0.6cm
HEPA filter: L39.7cm*W29.1cm*H2.5cm
Activated carbon filter: L39.7cm*W29cm*H1.3cm
- Clean Air Delivery Rate (CADR) : 480 m³/h
- Air Quality indication (light belt colors changing) : Green-Excellent; Blue-Good
Yellow-Okay, Red-Poor
- Remote control : >6m
- Sleep mode : lights turned off with less noise
- Motor : Brush-less DC motor
- Length of power cord : 1.8m
- Main material : ABS
- Product Dimension : L40.3cm x W-24cm x H60.3cm
- Net weight : 10.5kgs



• **HIGH-QUALITY HEPA FILTER**
- Filters 99.97% of dust, pollen, cigarette smoke, odor, mold spores and pet dander. Filter particles as small as 0.3 microns and larger; and filters air pollution of PM2.5 (pollution rate) to help improve overall health.

• **HIGH EFFICIENCY**
3 types of fan speed and timer settings: Remote controlled wind speed or touch screen adjustment. 3 speeds to meet any level of air quality, making it deal for rooms and offices. Easily set timers for 1H/2H/4H/8H/12H to turn off automatically.

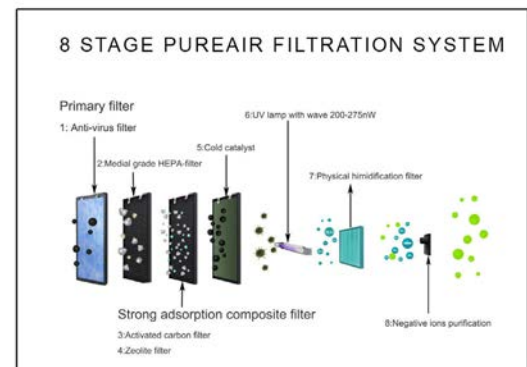

• **NIGHT MODE**
Quiet sleep mode (lower dB working mode) will not disturb your dreams and your family. Enjoy fresh air at home and bedroom while sleeping.

• **Target pollutants and anions:** Our air purifier uses multi-layer filters which can effectively remove smoke, pet danders, pollen, allergies, dust, PM2.5, mold and harmful gases.

- Negative ion generator Air purifier
- Household mist-free humidifier Air Filter
- Antibacterial and antiviral air cleaner
- 5 Timing modes for Cigarette Smoke, Allergies, Bacteria
- 4 Wind Speeds



ITEM NO.	CODE	SENSOR	WIND SPEED
AP.KJ700F-H8	B03.05.002	Dust Sensor + Humidify temperature sensor	Low/Medium/High/Super



Advantages

- UV Sterilizer
- DC Motor
- Humidity & Temp. Sensor
- Touch Control
- Dust Sensor
- PM2.5 Display



UV AIR PURIFIER H6
6 STAGE PUREAIR FILTRATION SYSTEM

- Input : 220Vm 60Hz, 45W
- Formaldehyde purification rate : 96.20%
- Germs purification rate : 97.60%
- PM2.5 purification raga : 99.90%
- Negative Ion : 20million pcs/cm³
- Coverage area : Up to 30m²
- Purification : 6 stages (Primary Filter+True HEPA Filter+ Activated Carbon Filter+Cold Catalyst Filter+ UV-C Lamp+Negative Ions)
- Filter : pre-filter+combination filter size: L37cm*W30.1cm*H3.5cm
- Clean Air Delivery Rate (CADR) : 260 m³/h
- Air Quality indication (light ring colors changing on display) : Green-Excellent; Blue-Good Yellow-Okay, Red-Poor
- Remote control : >6m
- Sleep mode : lights turned off with less nosie
- Motor : AC Motor
- Length of power cord : 1.87m
- Main material : ABS
- Product Dimension : L33cm x W17cm x 51cm
- Net weight : 5.0kgs

• HIGH-QUALITY HEPA FILTER
- Filters 99.97% of dust, pollen, cigarette smoke, odor, mold spores and pet dander. Filter particles as small as 0.3 microns and larger; and filters air pollution of PM2.5 (pollution rate) to help improve overall health.

• HIGH EFFICIENCY
3 types of fan speed and timer settings: Remote controlled wind speed or touch screen adjustment. 3 speeds to meet any level of air quality, making it deal for rooms and offices. Easily set timers for 1H/2H/4H/8H/12H to turn off automatically.

• NIGHT MODE
Quiet sleep mode (lower dB working mode) will not disturb your dreams and your family. Enjoy fresh air at home and bedroom while sleeping.

•Target pollutants and anions: Our air purifier uses mult-layer filters which can effectively remove smoke, pet danders, pollen, allergies, dust, PM2.5, mold and harmful gases.

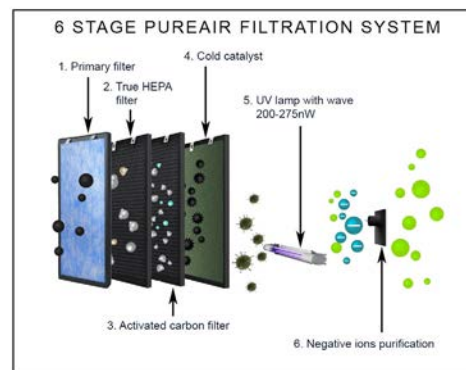
- Negative ion generator Air purifier
- Antibacterial and antivirus air cleaner
- 3 wind speeds



ITEM NO.	CODE	SENSOR	WIND SPEED
AP.KJ350F-H6	B03.05.001	Dust Sensor	3 Speeds + Automatic



Panel Option



Advantages

- Negative Ions
- Ultra-quiet Operation
- Infrared Dust Sensor
- Touch Control
- Timer Mode
- Filter Replacement Reminder

AUTOMATIC SENSOR LIQUID SOAP BOTTLE

- Material : ABS plastic
- Finish : White
- Size : Ø 70 x 188mm
- Packing : per piece

- Infrared Sensor
- 4x AAA Alkaline Batteries (not included)
- IPX6 Waterproof
- Can be used with liquid soap



ITEM NO.	CODE	CAPACITY	INSTALLATION
APB200	B03.01.038	200ml	Standing

AUTOMATIC SENSOR SPRAY BOTTLE

- Material : ABS plastic
- Finish : White
- Size : 75 x 150 x 195mm
- Packing : per piece

- Infrared Sensor
- Adjustable volume output
- 4x AA Alkaline Batteries (not included)
- IPX4 Waterproof
- Can be used with alcohol



ITEM NO.	CODE	CAPACITY	INSTALLATION
APB202	B03.01.036	500ml	Standing

AUTOMATIC SPRAY DISPENSER FOR ALCOHOL

- Material : ABS plastic
- Size : L123 x W114 x H262mm
- Button color : Black, White
- Net weight : 866g
- Sensor : Infrared, 3-13cm distance
- Induction Distance : 3cm to 10cm (+/-2cm)
- Dosing : 0.7ml
- Spray amount : 1-10ml
- Operation (sold separately) : AC Adapter 220V
DC AA Battery -* 8x(20,000 cycle) or 4x(8,000cycle)
- Sensor type
- 1-10ml spray amount
- Lock with key
- AC/DC operation (sold separately)

• 1000ml capacity & wide range of use. Hotel, restaurant, public washroom, toilet, airport, supermarket, KTV, bar, school etc.

• Stylish boutique. Replace traditional bottled or personal care products.

• Hygiene. Unique structure and excellent appearance bring you high quality life.

• Easy to use. Open the inside refillable bottle cap, add liquid into bottle, press the bottom button.

• Key design. Lock with key, prevent from wasting.



ITEM NO.	CODE	CAPACITY	INSTALLATION
AP.1808S.B/W	B03.01.027	1000ml	Wall Mounting

**MEDICAL GRADE PLASMA UV AIR PURIFIER
W/ 10 STAGE PUREAIR FILTRATION**

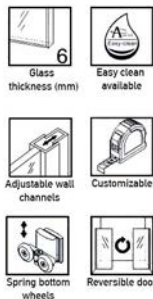
• Packing : per piece



ITEM NO.	CODE
AP.LT10	B03.05.012

SHOWER ENCLOSURE - SLIDING, CORNER UNIT

- Material : Aluminum and Clear Glass
- Finish : Chrome
- Glass Thickness : 6mm
- Description : Shower Panel
- Packing : Per Set



ITEM NO.	OLD CODE	NEW CODE	DIMENSION (L x W x H)
RFN.S02RE01.1200X800X1900	730.21.101	B02.02.002	1200 x 800 x 1900mm

SHOWER ENCLOSURE - SLIDING, CORNER UNIT

- Material : Aluminum and Clear Glass
- Finish : Chrome
- Glass Thickness : 6mm
- Description : Shower Panel
- Packing : Per Set



ITEM NO.	OLD CODE	NEW CODE	DIMENSION (L x W x H)
RFN.S02QR01.900X900X1900	730.21.102	B02.02.003	900 x 900 x 1900mm

SHOWER ENCLOSURE - SLIDING


- Material : Aluminum and Clear Glass
- Finish : Chrome
- Glass Thickness : 8mm
- Description : Shower Panel (SP)
Optional Side Panel (OSP)
- Packing : Per Set



ITEM NO.	OLD CODE	NEW CODE	DIMENSION (L x W x H)
RFN.S03SP01.900X1900	730.21.106	B02.02.007	900 x 1900mm (OSP)

SHOWER ENCLOSURE - ROLLING


- Material : Aluminum and Clear Glass
- Finish : Chrome
- Glass Thickness : 8mm
- Description : Shower Panel (SP)
Optional Side Panel (OSP)
- Packing : Per Set



ITEM NO.	OLD CODE	NEW CODE	DIMENSION (L x W x H)
RFN.R13SC01.1500X1900	730.21.108	B02.02.009	1500 x 1900mm (SP)

SHOWER ENCLOSURE - HINGE

- Material : Aluminum and Clear Glass
- Finish : Chrome
- Glass Thickness : 8mm
- Description : Shower Panel (SP)
Optional Side Panel (OSP)
- Packing : Per Set



ITEM NO.	OLD CODE	NEW CODE	DIMENSION (L x W x H)
RFN.H12SP01.800X2000	730.21.111	B02.02.012	800 x 2000mm (OSP)

SHOWER ENCLOSURE - PIVOT

- Material : Aluminum and Clear Glass
- Finish : Chrome
- Glass Thickness : 6mm
- Description : Shower Panel (SP)
Optional Side Panel (OSP)
- Packing : Per Set



ITEM NO.	OLD CODE	NEW CODE	DIMENSION (L x W x H)
RFN.P11SC01.1200X1900	730.21.112	B02.02.013	1200 x 1900mm (SP)
RFN.P11SP01.900X1900	730.21.114	B02.02.015	900 x 1900mm (OSP)

SHOWER ENCLOSURE - PIVOT

- Material : Aluminum and Clear Glass
- Finish : Chrome
- Glass Thickness : 6mm
- Description : Shower Panel (SP)
- Packing : Per Set




ITEM NO.	OLD CODE	NEW CODE	DIMENSION (L x W x H)
RFN.P11SC02.900X1900	730.21.113	B02.02.014	900 x 1900mm

CERAMIC COOKTOP 90CM WIDE

- Material : Stainless Steel, Black Tempered Glass
Cast Iron Pan Supports
ARDA Burner
- Source : NG, LPG and Electric
4 Gas Burners
1x Rapid Burner
2x Semi-Rapid Burner
1x Auxillary Burner
1 Electric Dual Zone
1x 1100W to 2000W (ø140-250mm)
- Voltage : 220-240V /60Hz
- Control : Electronic ignition knob
Front Control Panel
- Packing : Per piece

CUT-OUT DIMENSION



ITEM NO.	NEW CODE	DIMENSION (L x W x H)
----------	----------	-----------------------

KCH.VCT591.SS/BLK K02.02.008 865x510x50mm

GAS COOKTOP 90CM WIDE

- Material : Stainless Steel
Cast Iron Pan Support
SABAF Burner
- Source : NG, LPG and TG
5 Gas Burners
1x Triple Ring Burner
1x Rapid Burner
2x Semi-Rapid Burner
1x Auxillary Burner
- Voltage : 220-240V /60Hz
- Control : Electronic ignition knob
Front Control Panel
- Others : With Wok, Rapid Burner
With Safety Valve
- Packing : Per Piece



ITEM NO.	CODE	DIMENSION (L x W x H)
----------	------	-----------------------

KCH.CT594C.IX K02.01.013 860x510x80mm

P-TRAP & STRAINER, 2 BOWL W/ OVERFLOW

- Packing : per piece



ITEM NO.	CODE	DESCRIPTION
----------	------	-------------

TDR.PTS.2B1W/OVERFLOW B05.01.005 w/ overflow



ITEM NO.	NEW CODE	DIMENSION (L x W x H)
----------	----------	-----------------------

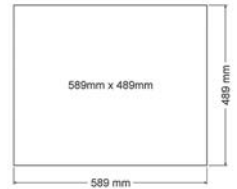
KCHH900IS5.LED.SS/BK K03.02.007

GAS COOKTOP 60CM WIDE

- Material : SUS304 Stainless Steel
Cast Iron pan support
SABAF Burner
- Source : NG and LPG
4 Gas Burner
1x Triple Ring Burner
2x Semi-Rapid Burner
1x Auxillary Burner
- Voltage : 220-240V /60Hz
- Control : Electronic ignition knob
Side Control Panel
- Others : With Wok
SABAF Burner
With Safety Valve
- Packing : Per Piece



CUT-OUT DIMENSION



ITEM NO.	CODE
----------	------

KCH.CT463C.IX K02.01.006

DIMENSION (L x W x H)

610x510x75mm

CAST IRON GRILL PAN

- Packing : per piece



ITEM NO.	CODE
----------	------

KCH.GP01.CL K02.02.006

P-TRAP & STRAINER

- Packing : per piece

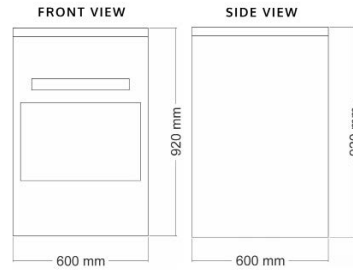


ITEM NO.	CODE	DESCRIPTION
----------	------	-------------

TDR.PTS.1B B05.01.003 1 bowl
TDR.PTS.2B B05.01.004 2 bowl

UPRIGHT COOKER WITH VITROCERAMIC TOP 60CM WIDE

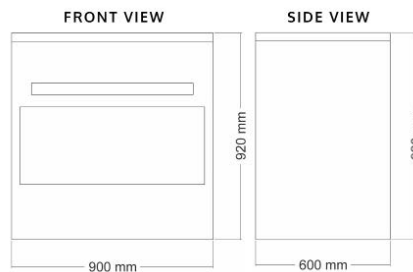
- Capacity : 56 Liters
- Rated Power : Rated: Ceramic hob 6.55 Kw
Oven 2.12 Kw
- Voltage : 220-240V/ 50-60Hz
- Max Temp. : 260° C
- Other/Features : Electronic control and digital clock
With automatic cut-off timer
Cavity cooling system
Oven ventilation system
5 chrome shelf positions
One circulation fan
One Oven light
Removable interior glass door
With push open warmer drawer
With 7 heating methods:
-Conventional top and bottom heat
-Delicate cooking
-Top oven
-Full surface grill
-Fan assisted grill
-Bake
-Defrosting
- Accessories : 1 pc. Grilling Rack
1 pc. Baking Tray
- Packing : Per Piece



ITEM NO.	CODE	DIMENSION (L x W x H)
KCH.FV664.IX	K05.01.008	600x600x920mm

UPRIGHT COOKER WITH VITROCERAMIC TOP 90CM WIDE

- Capacity : 105 Liters
- Rated Power : Rated: Ceramic hob 7.6Kw
Oven 2.95Kw
- Voltage : 220-240V/ 50-60Hz
- Max Temp. : 260° C
- Lightning : 2x Top Light 25W
- Other/Features : Electronic control and dial clock
With automatic cut-off timer
Cavity cooling system
Oven ventilation system
4 chrome shelf positions
Double oven lights
Double circulation fans
With push open warmer drawer
- With 7 heating methods:
-Conventional top and bottom heat
-Delicate cooking
-Top oven
-Full surface grill
-Fan assisted grill
-Bake
-Defrosting
- Accessories : 1 pc. Grilling Rack
1 pc. Baking Tray
- Packing : Per Piece



ITEM NO.	CODE	DIMENSION (L x W x H)
KCH.FV965.IX	K05.01.010	900x600x920mm

MACDESIGN HOME SYSTEM CORPORATION

BY: MACKENZIE HARDWARE

Main store :

662 T. Alonzo street Sta Cruz Manila.
Tels. 5310-1111, 5310-8800

Sta Rosa Showroom:

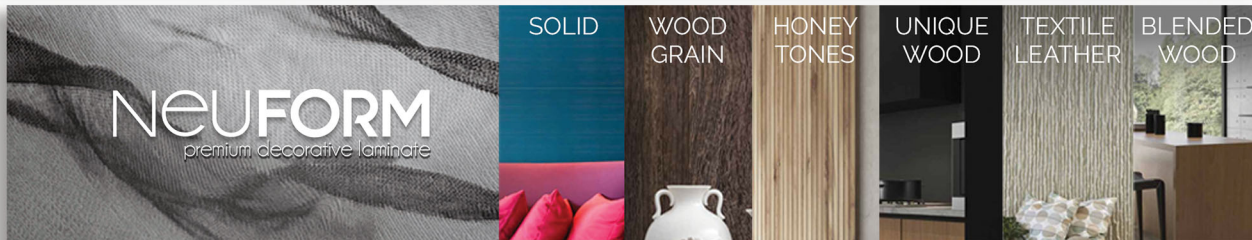
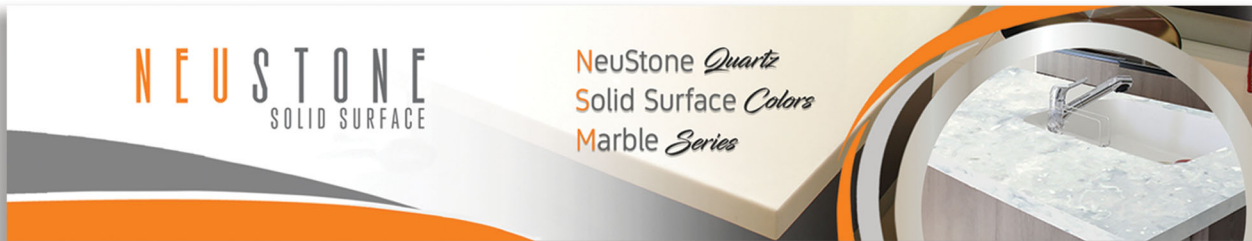
G/F Laguna Central, Sta Rosa Laguna
Globe : 0917-622-5659

Globe: 0917-828-0168
0917-790-6780
Smart : 0918-963-8355



KUCHEN
FLOVA

NEW MIKA
Decorative Laminates



www.mackenzie.com.ph



Visit Lazada - Macdesign Home



www.facebook.com/macdesignhome